




2017

PRODUCT CATALOG



Movex[®]

www.movexii.com

Movex®

Moving through innovation

Your business is stepping into the future.

Movex designs and manufactures high-quality conveyor and conveying products for the food, beverage, packaging, and automotive industries, and related automation processes.

Movex meets your needs for both standard and custom products in a dynamic and responsive manner, providing the best in specialized-design and after-sale support capabilities.


Innovation and unsurpassed service-levels are the goals of a highly-qualified, global sales and technical team with the objective of presenting Movex as a supplier-of-excellence to companies of all sizes. Through a distribution-channel that spans the globe, Movex offers a continually evolving product-Line, driven by ongoing technical innovation and the resolve to help move your business forward. Always.



Movex S.p.A. Headquarter & Molding

via Tasso (angolo via Noli Marenzi) - 24060 Telgate (BG) - Italy
P +39 035 8359711 | F +39 035 4420873

Move it, in the **Movex**[®] way.



Movex S.p.A.

Sales - Warehouse - Assembling
Viale Industria, 22
24060 Castelli Calepio (BG) - Italy
P +39 035 8359711
F +39 035 4420873



Movex UK Ltd.

Unit 7, Dene Valley
Business Centre
Kineton CV35 OJD,
Warwickshire - UK
P +44 1926 642933



Movex GmbH

Sales & SS Production
Alfred-Nobel-Strasse, 4
68519 Viernheim - Germany
P +49 (0) 6204 9375-0
F +49 (0) 6204 9375-55



Movex Canada Ltd.

Sales Office
8 Thompson Crescent
Erin, Ontario - N0B 1T0 - Canada
P +1.519.833.7500
F +1.519.833.7510



Movex USA Inc.

78 Corporate Way
Evington, Virginia 24550
P +1.(434) 616-2590
Toll Free +1 800 461 5179
info-USA@movexii.com



Movex Brasil Ltda

Rua Augusto Gutierrez, 229
Eden - CEP 18103-011
Sorocaba - SP - Brasil
P +55 15 3141-2550
info-brasil@movexii.com



Movex (Shanghai) Co. Ltd.

Room 1009, No.1728, Huang xing
Road, Shanghai, China 200433
P +86 21 65037822
F +86 21 65032692



Movex SA de CV

Av. Aviacion 6503 Bodega B5
Ciudad Granja - Zapopan, Jalisco
45010 Mexico
P (33) 3110-0808
M (33) 1845-8187



Movex France

Sales Office
P +33 06 06 81 99 76
F +33 09 70 62 50 98






Movex Nederland


Sales Office
P +31 (0) 630 99 48 50


*Quality and
Passion at
your service.*

Summary

	Catene in acciaio <i>Steel chains</i> <i>Scharnierbandketten aus Edelstahl</i>	Pag 7
	Catene in plastica <i>Plastic chains</i> <i>Scharnierbandketten aus Kunststoff</i>	Pag 29
	Ruote dentate per catene <i>Chain sprockets</i> <i>Kettenräder für Scharnierbandketten</i>	Pag 73
	Ruote folli per catene <i>Chain idler wheels</i> <i>Umlenkrollen für Scharnierbandketten</i>	Pag 93
	Curve magnetiche, Tab & Bevel <i>Magnetic, Tab & Bevel corner tracks</i> <i>Kurvenführungen Magnet, Tab & Bevel Version</i>	Pag 99
	Tappeti modulari <i>Modular belts</i> <i>Mattenketten</i>	Pag 149
	Ruote per tappeti <i>Belt sprockets</i> <i>Kettenräder für Mattenketten</i>	Pag 217
	Guide estruse <i>Extruded profiles</i> <i>Extrudiertes Profil</i>	Pag 237
	Componenti di ritorno <i>Return components</i> <i>Rückführelemente</i>	Pag 287
	Componenti <i>Conveyor components</i> <i>Komponenten</i>	Pag 299
	Componenti di supporto <i>Conveyor support components</i> <i>Stützelemente</i>	Pag 347
	Cuscinetti <i>Bearing supports</i> <i>Flanschlager</i>	Pag 363
	Piedi <i>Leveling pads</i> <i>Gelenkfüsse</i>	Pag 389
	Manuale posizionamento ruote <i>Sprockets position manual</i> <i>Kettenräder positionen manuell</i>	Pag 411
	Materiali <i>Materials</i> <i>Materialien</i>	Pag 419







Steel chains

812/815



Pag 8/9

802/805



Pag 10

8157



Pag 10

512



Pag 11

881 M



Pag 12/13

881 TAB



Pag 14

881 B



Pag 15

8811 TAB



Pag 16

8811 B



Pag 17

8857 M



Pag 18

815 MINI




Pag 19

812 GT/815 GT




Pag 20

815 TAB GT



Pag 21

802 GT/ 805 GT



Pag 22

8157 GT



Pag 23

8811 TAB GT



Pag 24

881 M GT



Pag 25

8857 M GT

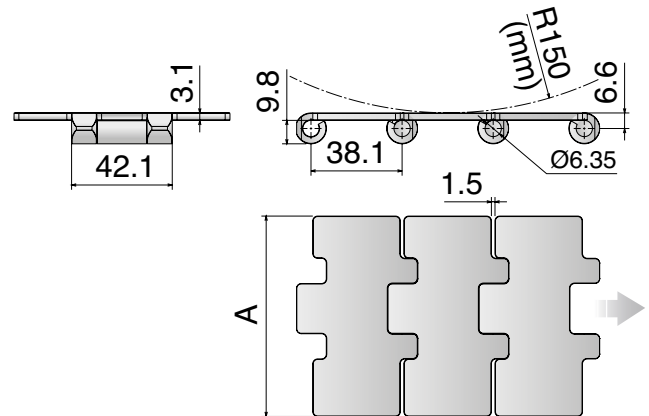


Pag 26

1874 TAB



Pag 27




pg. 74-75-87/94

pg. 429->432

Article-Nr.	Ref.	A (Plate Width) mm	Weight kg/m	Surface finish µm	Surface Flatness mm	Polished Hinge eyes	Max working load (N)	Plate Thickness mm
SSM Max Speed - Hardened pins								
1001 03 02	SSM 815 K325	82,5	2,55	0,2	0,08	YES	6000	3.1
1001 03 03	SSM 815 K330	83,8	2,59	0,2	0,08	YES		

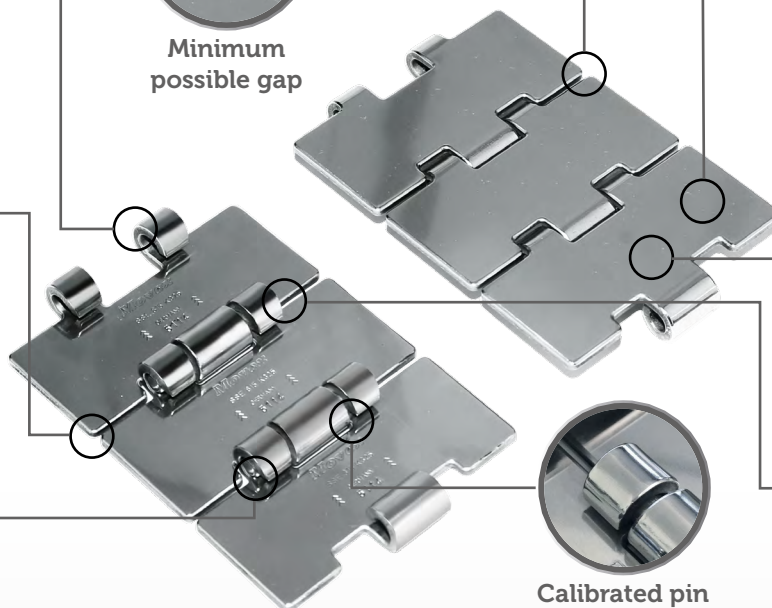
Max Speed High Performance

Improved
working loadMinimum
possible gapOptimum plate
& hinge flatnessLink with
improved
chamfer

Total quality control



Hardened pins

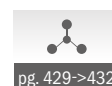
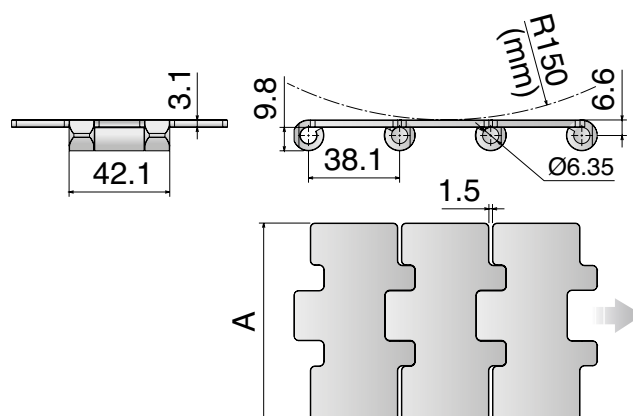

Calibrated pin
and hinge

Polished hinges

812/815

Catena rettilinea
Straight running chain / Geradegängige Scharnierbandkette

Pins: Martensitic 1.4057 | Backflex radius min.: 150 mm



Article-Nr.	Ref.	A (Plate Width) mm	Weight kg/m	Surface finish µm	Surface Flatness mm	Polished Hinge eyes	Max working load (N)	Plate Thickness mm
-------------	------	-----------------------	----------------	----------------------	------------------------	------------------------	-------------------------	--------------------------

SS Ferritic Stainless Steel (1.4016)

1001 02 16	SS 812 K300	76,2	2,50	0,5	0,15	NO	5400	3.1
1001 02 02	SS 812 K325	82,5	2,55	0,5	0,15	NO		
1001 02 03	SS 812 K330	83,8	2,59	0,5	0,15	NO		
1001 02 04	SS 812 K350	88,9	2,69	0,5	0,15	NO		
1001 02 14	SS 812 K400	101,6	3,0	0,5	0,15	NO		
1001 02 05	SS 812 K450	114,3	3,25	0,5	0,20	NO		
1001 02 06	SS 812 K600	152,4	4,15	0,5	0,30	NO		
1001 02 07	SS 812 K750	190,5	5,05	0,5	0,30	NO		

SSE Specially treated Ferritic Stainless Steel (1.4589) - Hardened pins

1001 01 02	SSE 815 K325	82,5	2,55	0,3	0,10	YES	6000	3.1
1001 01 03	SSE 815 K330	83,8	2,59	0,3	0,10	YES		
1001 01 04	SSE 815 K350	88,9	2,69	0,3	0,15	NO		
1001 01 14	SSE 815 K400	101,6	3,00	0,3	0,15	NO		
1001 01 05	SSE 815 K450	114,3	3,25	0,3	0,20	NO		
1001 01 06	SSE 815 K600	152,4	4,15	0,3	0,30	NO		
1001 01 07	SSE 815 K750	190,5	5,05	0,3	0,30	NO		

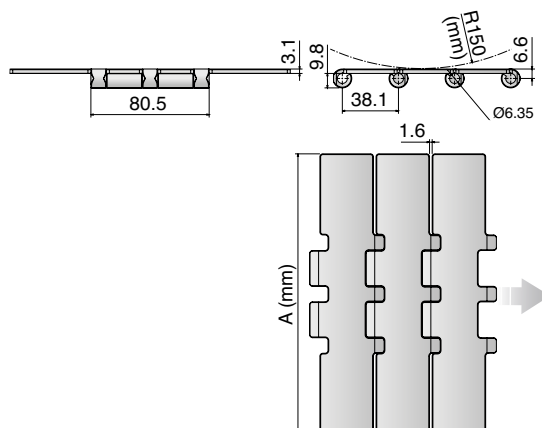

SSA Austenitic Stainless Steel (AISI 304) - Austenitic pin

1001 04 02	SSA 815 K325	82,5	2,55	0,5	0,15	NO	5300	3.1
1001 04 03	SSA 815 K330	83,8	2,59	0,5	0,15	NO		
1001 04 04	SSA 815 K350	88,9	2,69	0,5	0,15	NO		
1001 04 05	SSA 815 K450	114,3	3,25	0,5	0,20	NO		
1001 04 06	SSA 815 K600	152,4	4,15	0,5	0,30	NO		
1001 04 07	SSA 815 K750	190,5	5,05	0,5	0,30	NO		

802/805

Catena rettilinea
Straight running chain / Geradegängige Scharnierbandkette

Pins: Martensitic 1.4057 | Backflex radius min.: 150 mm



80 links



pg. 78-88-95




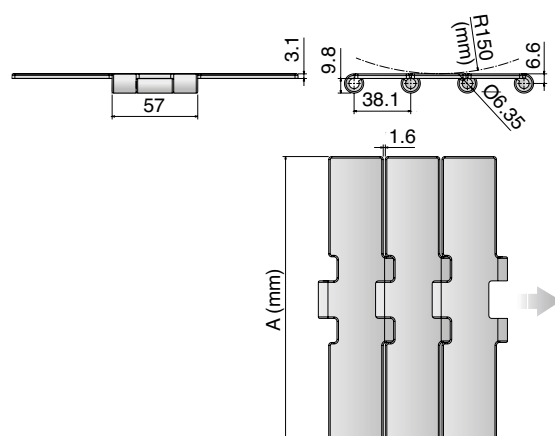

pg. 429->432

Article-Nr.	Ref.	A (Plate Width) mm	Weight kg/m	Surface finish µm	Max working load (N)	Plate Thickness mm
SS Ferritic Stainless Steel (1.4016)						
1003 02 07	SS 802 K750	190,5	5,80	0,6	7000	3.1
SSE Specially treated Ferritic Stainless Steel (1.4589) - Hardened pins						
1003 01 07	SSE 805 K750	190,5	5,80	0,3	9000	3.1
SSA Austenitic Stainless Steel (AISI 304) - Austenitic pin						
1003 04 07	SSA 805 K750	190,5	5,80	0,6	8700	3.1

8157

Catena rettilinea
Straight running chain / Geradegängige Scharnierbandkette

Pins: Martensitic 1.4057 | Backflex radius min.: 150 mm



80 links



pg. 79-87/96



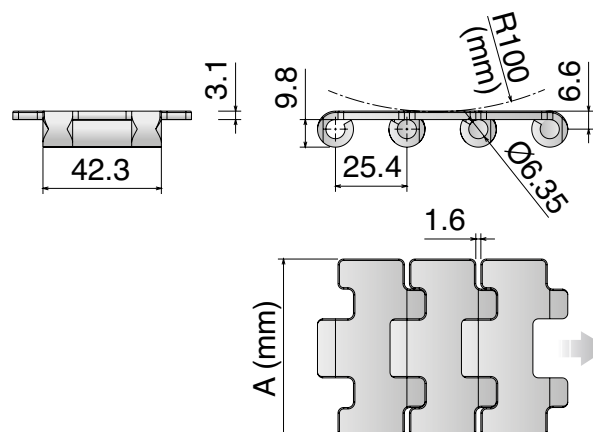

pg. 429->432

Article-Nr.	Ref.	A (Plate Width) mm	Weight kg/m	Surface finish µm	Max working load (N)	Plate Thickness mm
SSE Specially treated Ferritic Stainless Steel (1.4589) - Hardened pins						
1005 01 07	SSE 8157 K750	190,5	5,6	0,3	7000	3.1

512

Catena rettilinea
Straight running chain / Geradegängige Scharnierbandkette

Pins: Martensitic 1.4057 | Backflex radius min.: 100 mm



10 feet
3.048 m
80 links

pg. 86

pg. 429->432

Article-Nr.	Ref.	A (Plate Width) mm	Weight kg/m	Surface finish µm	Max working load (N)	Plate Thickness mm
-------------	------	--------------------------	----------------	-------------------------	----------------------------	--------------------------

SSE Specially treated Ferritic Stainless Steel (1.4589) - Hardened pins

1007 01 00	SSE 512 K217	55,0	2,30	0,3	5000	3,1
1007 01 01	SSE 512 K236	60,0	2,40	0,3		
1007 01 08	SSE 512 K250	63,5	2,45	0,3		
1007 01 09	SSE 512 K283	72,0	2,65	0,3		
1007 01 02	SSE 512 K325	82,5	2,90	0,3		
1007 01 04	SSE 512 K350	88,9	3,00	0,3		
1007 01 14	SSE 512 K400	101,6	3,30	0,3		

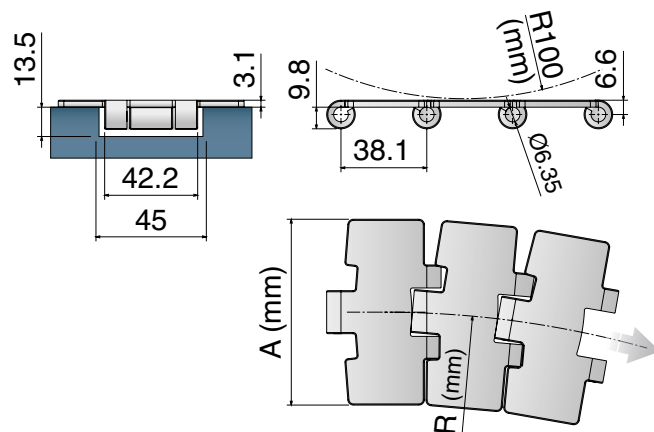

SSA Austenitic Stainless Steel (AISI 304) - Austenitic pin

1007 04 00	SSA 512 K217	55,1	2,30	0,3	4500	3,1
1007 04 01	SSA 512 K236	59,9	2,40	0,3		
1007 04 08	SSA 512 K250	63,5	2,45	0,3		
1007 04 09	SSA 512 K283	71,9	2,65	0,3		
1007 04 14	SSA 512 K400	101,6	3,30	0,3		

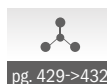
881 M

Catena curvilinea
Sideflexing chain / Kurvengängige Scharnierbandkette

Pins: Martensitic 1.4057 | Backflex radius min.: 100 mm

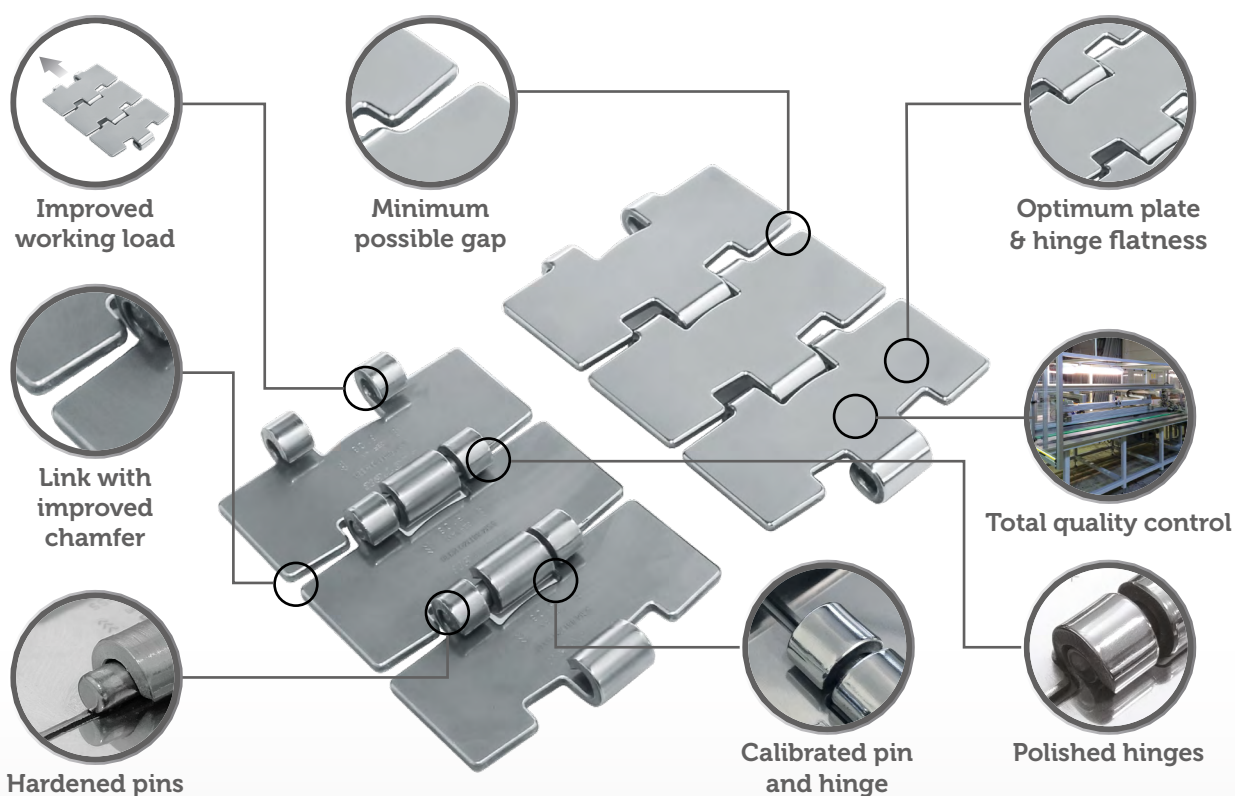


Magnetic System



Article-Nr.	Ref.	A (Plate Width) mm	R mm	Weight kg/m	Surface finish µm	Surface Flatness mm	Polished Hinge eyes	Max working load (N)	Plate Thickness mm
SSM Max Speed - Hardened pins									
1008 03 02	SSM 881 M0 K325	82,5	500	2,55	0,2	0,08	YES	6000	3.1
1008 03 03	SSM 881 M0 K330	83,8	500	2,59	0,2	0,08	YES		

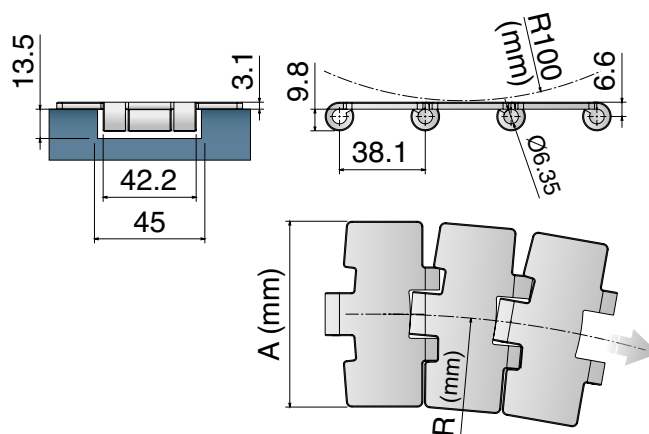

Max Speed High Performance



881 M

Catena curvilinea
Sideflexing chain / Kurvengängige Scharnierbandkette

Pins: Martensitic 1.4057 | Backflex radius min.: 100 mm



Magnetic System



80 links



pg. 76-77/94



pg. 100-115



pg. 429-432

Article-Nr.	Ref.	A (Plate Width) mm	R mm	Weight kg/m	Surface finish µm	Surface Flatness mm	Polished Hinge eyes	Max working load (N)	Plate Thickness mm
-------------	------	-----------------------	---------	----------------	----------------------	------------------------	------------------------	-------------------------	-----------------------

SS Ferritic Stainless Steel (1.4016)

1008 02 02	SS 881 M0 K325	82,5	500	2,55	0,5	0,15	YES	5400	3.1
1008 02 03	SS 881 M0 K330	83,8	500	2,59	0,5	0,15	YES		
1008 02 05	SS 881 M0 K450	114,3	500	3,10	0,5	0,20	YES		
1008 02 07	SS 881 M0 K750	190,5	500	4,85	0,5	0,30	YES		

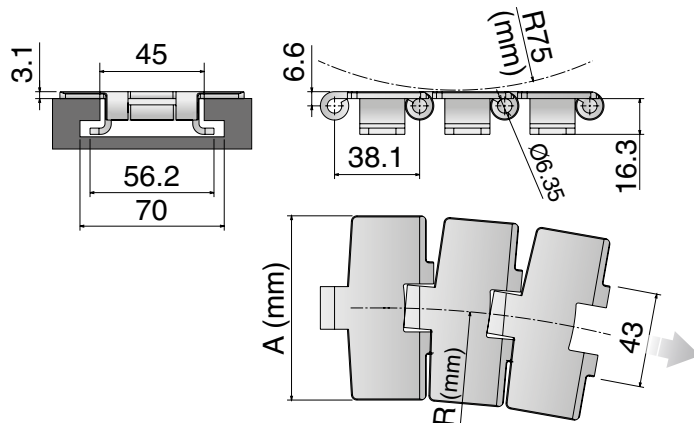
SSE Specially treated Ferritic Stainless Steel (1.4589) - Hardened pins

1008 01 02	SSE 881 M0 K325	82,5	500	2,55	0,3	0,10	YES	6000	3.1
1008 01 03	SSE 881 M0 K330	83,8	500	2,59	0,3	0,10	YES		
1008 01 05	SSE 881 M0 K450	114,3	500	3,10	0,3	0,20	YES		
1008 01 07	SSE 881 M0 K750	190,5	500	4,85	0,3	0,30	YES		

881 TAB

Catena curvilinea
Sideflexing chain / Kurvengängige Scharnierbandkette

Pins: Martensitic 1.4057 | Backflex radius min.: 75 mm



Tab System

10 feet
3.048 m
80 links

pg. 76-77/94

pg. 139/144

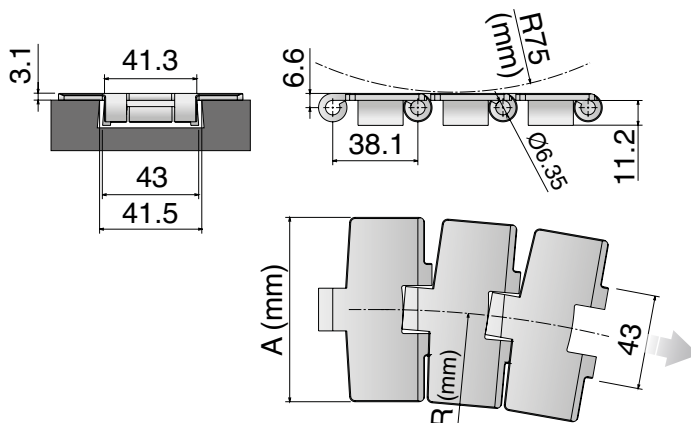
pg. 429->432

Article-Nr.	Ref.	A (Plate Width) mm	R mm	Weight kg/m	Surface finish µm	Max working load (N)	Plate Thickness mm
SS Ferritic Stainless Steel (1.4016)							
1010 02 02	SS 881 TAB K325	82,5	457	3,00	0,3	5400	3.1
SSE Specially treated Ferritic Stainless Steel (1.4589) - Hardened pins							
1010 01 02	SSE 881 TAB K325	82,5	457	3,00	0,3	6000	3.1
1010 01 05	SSE 881 TAB K450	114,3	500	3,69	0,3		
1010 01 07	SSE 881 TAB K750	190,5	500	5,50	0,3		
SSA Austenitic Stainless Steel (AISI 304) - Austenitic pin							
1010 04 02	SSA 881 TAB K325	82,5	457	3,00	0,3	4500	3.1
1010 04 05	SSA 881 TAB K450	114,3	500	3,69	0,3		
1010 04 07	SSA 881 TAB K750	190,5	500	5,50	0,3		

881 B

Catena curvilinea
Sideflexing chain / Kurvengängige Scharnierbandkette

Pins: Martensitic 1.4057 | Backflex radius min.: 75 mm



Bevel System

10 feet
3.048 m
80 links

pg. 76-77/94

pg. 143

pg. 429->432

Article-Nr.	Ref.	A (Plate Width) mm	R mm	Weight kg/m	Surface finish µm	Max working load (N)	Plate Thickness mm
-------------	------	-----------------------	---------	----------------	----------------------	-------------------------	-----------------------

SSE Specially treated Ferritic Stainless Steel (1.4589) - Hardened pins

1012 01 02	SSE 881 K325	82,5	457	2,95	0,3	6000	3.1
1012 01 04	SSE 881 K350	88,9	500	3,00	0,3		
1012 01 05	SSE 881 K450	114,3	500	3,65	0,3		
1012 01 07	SSE 881 K750	190,5	500	5,45	0,3		

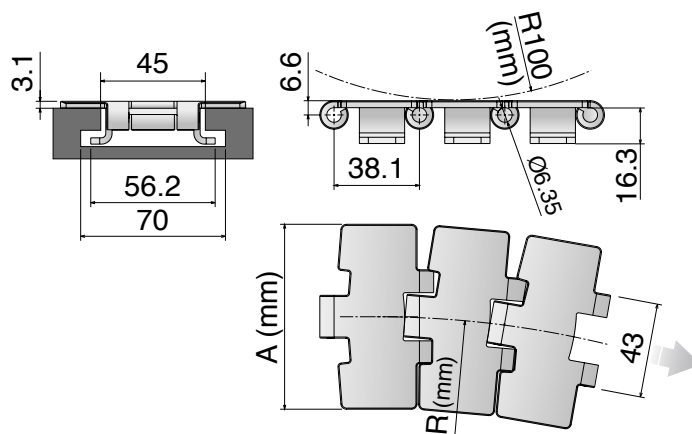

SSA Austenitic Stainless Steel (AISI 304) - Austenitic pin

1012 04 02	SSA 881 K325	82,5	457	2,95	0,3	4500	3.1
1012 04 05	SSA 881 K450	114,3	500	3,65	0,3		
1012 04 07	SSA 881 K750	190,5	500	5,45	0,3		

8811 TAB

Catena curvilinea
Sideflexing chain / Kurvengängige Scharnierbandkette

Pins: Martensitic 1.4057 | Backflex radius min.: 100 mm



Tab System

10 feet
3.048 m
80 links

pg. 76-77/94

pg. 139/144

pg. 429->432

Article-Nr.	Ref.	A (Plate Width) mm	R mm	Weight kg/m	Surface finish µm	Max working load (N)	Plate Thickness mm
-------------	------	-----------------------	---------	----------------	----------------------	-------------------------	-----------------------

SS Ferritic Stainless Steel (1.4016)

1014 02 02	SS 8811 TAB K325	82,5	500	2,95	0,3	5400	3.1
1014 02 03	SS 8811 TAB K330	83,8	500	3,05	0,3		
1014 02 05	SS 8811 TAB K450	114,3	610	3,65	0,3		
1014 02 07	SS 8811 TAB K750	190,5	610	5,45	0,3		

SSE Specially treated Ferritic Stainless Steel (1.4589) - Hardened pins

1014 01 02	SSE 8811 TAB K325	82,5	500	2,95	0,3	6000	3.1
1014 01 03	SSE 8811 TAB K330	83,8	500	3,05	0,3		
1014 01 04	SSE 8811 TAB K350	88,9	500	3,15	0,3		
1014 01 05	SSE 8811 TAB K450	114,3	610	3,65	0,3		
1014 01 07	SSE 8811 TAB K750	190,5	610	5,45	0,3		

SSA Austenitic Stainless Steel (AISI 304) - Austenitic pin

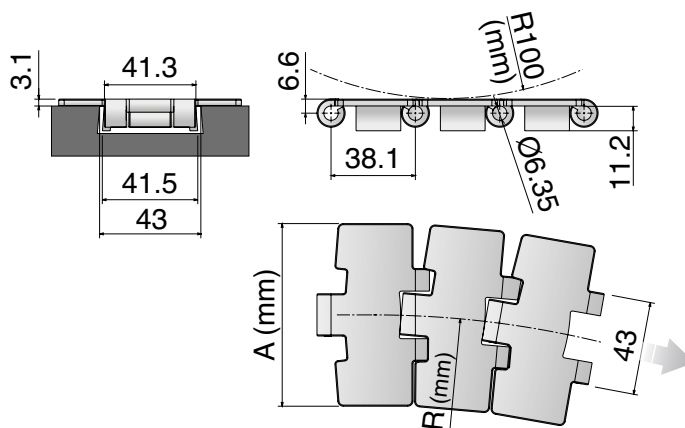
1014 04 02	SSA 8811 TAB K325	82,5	500	2,95	0,3	4500	3.1
1014 04 03	SSA 8811 TAB K330	83,8	500	3,05	0,3		
1014 04 05	SSA 8811 TAB K450	114,3	610	3,65	0,3		
1014 04 07	SSA 8811 TAB K750	190,5	610	5,45	0,3		

8811 B

Catena curvilinea
Sideflexing chain / Kurvengängige Scharnierbandkette

Pins: Martensitic 1.4057

Backflex radius min.: 100 mm



Bevel System

10 feet
3.048 m
80 links

pg. 76-77/94

pg. 143

pg. 429->432

Article-Nr.	Ref.	A (Plate Width) mm	R mm	Weight kg/m	Surface finish µm	Max working load (N)	Plate Thickness mm
-------------	------	-----------------------	---------	----------------	----------------------	-------------------------	-----------------------

SSE Specially treated Ferritic Stainless Steel (1.4589) - Hardened pins

1016 01 02	SSE 8811 K325	82,5	500	2,90	0,3	6000	3.1
1016 01 04	SSE 8811 K350	88,9	500	3,15	0,3		
1016 01 05	SSE 8811 K450	114,3	610	3,60	0,3		
1016 01 07	SSE 8811 K750	190,5	610	5,40	0,3		

SSA Austenitic Stainless Steel (AISI 304) - Austenitic pin

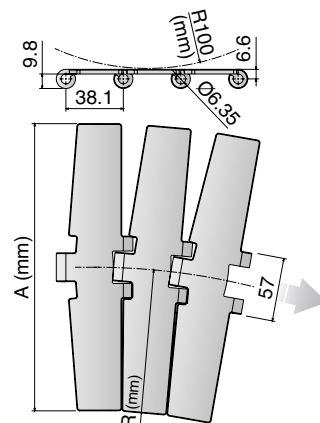
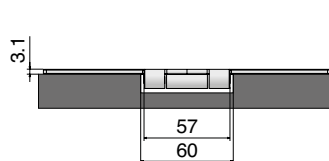

1016 04 02	SSA 8811 K325	82,5	500	2,90	0,3	4500	3.1
1016 04 04	SSA 8811 K350	88,9	500	3,15	0,3		
1016 04 05	SSA 8811 K450	114,3	610	3,60	0,3		
1016 04 07	SSA 8811 K750	190,5	610	5,40	0,3		

8857 M

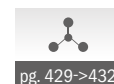
Catena curvilinea
Sideflexing chain / Kurvengängige Scharnierbandkette

Pins: Martensitic 1.4057

Backflex radius min.: 100 mm



Magnetic System



Article-Nr.	Ref.	A (Plate Width) mm	R mm	Weight kg/m	Surface finish µm	Max working load (N)	Plate Thickness mm
SSE Specially treated Ferritic Stainless Steel (1.4589) - Hardened pins							
1018 01 07	SSE 8857 M K750	190,5	750	5,30	0,3	7000	3.1

815 MINI

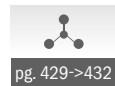
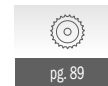
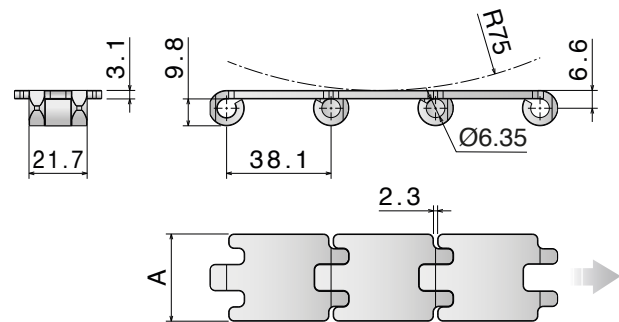
Catena rettilinea

Straight running chain / Geradegängige Scharnierbandkette

New

Pins: Martensitic 1.4057

Backflex radius min.: 75 mm



Article-Nr.	Ref.	A (Plate Width) mm	Weight kg/m	Max working load (N)	Plate Thickness mm
SSE Specially treated Ferritic Stainless Steel (1.4589) - Hardened pins					
1021 01 17	SSE 815 K125	31,75	1,07	3000	3.1
1021 01 18	SSE 815 K175	44,45	1,35		

812 GT-815 GT

Catene in acciaio / Steel chains / Scharnierbandketten aus Edelstahl

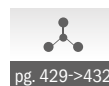
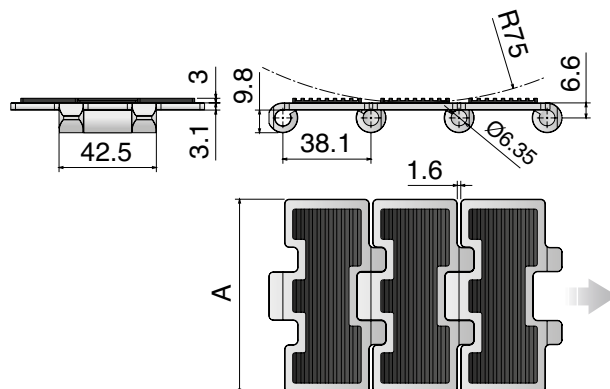

812 GT/815 GT

Catena rettilinea

Straight running chain / Geradegängige Scharnierbandkette

Pins: Martensitic 1.4057

Backflex radius min.: 75 mm



80 links

pg. 74-75-87/94

pg. 429->432

Article-Nr.	Ref.	A (Plate Width) mm	Weight kg/m	Max working load (N)	Plate Thickness mm
SS Ferritic Stainless Steel (1.4016)					
1002 02 02	SS 812 GT K325	82,5	2,80	5400	3.1+3
SSE Specially treated Ferritic Stainless Steel (1.4589) - Hardened pins					
1002 01 02	SSE 815 GT K325	82,5	2,80	6000	3.1+3
1002 01 05	SSE 815 GT K450	114,3	3,55		
1002 01 07	SSE 815 GT K750	190,5	5,55		

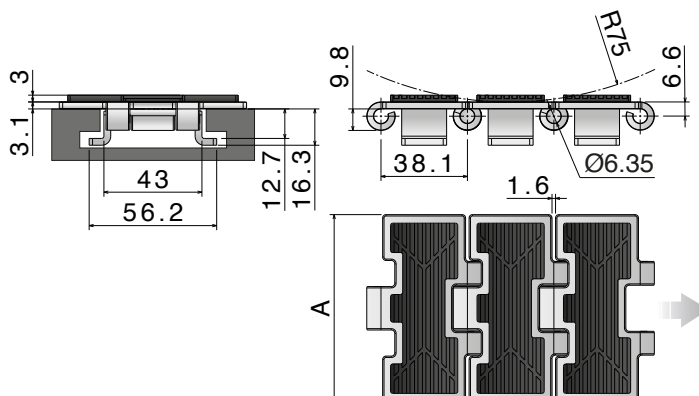

815 TAB GT

Catena rettilinea
Straight running chain / Geradegängige Scharnierbandkette

New

Pins: Martensitic 1.4057

Backflex radius min.: 75 mm



Tab System

10 feet
3.048 m
80 links

pg. 74-75-87/94

pg. 429->432

Article-Nr.	Ref.	A (Plate Width) mm	Weight kg/m	Max working load (N)	Plate Thickness mm
SSE Specially treated Ferritic Stainless Steel (1.4589) - Hardened pins					
1020 01 02	SSE 815 TAB GT K325	82,5	3,40	6000	3.1+3

802 GT/805 GT

Catene in acciaio / Steel chains / Scharnierbandketten aus Edelstahl

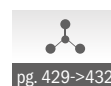
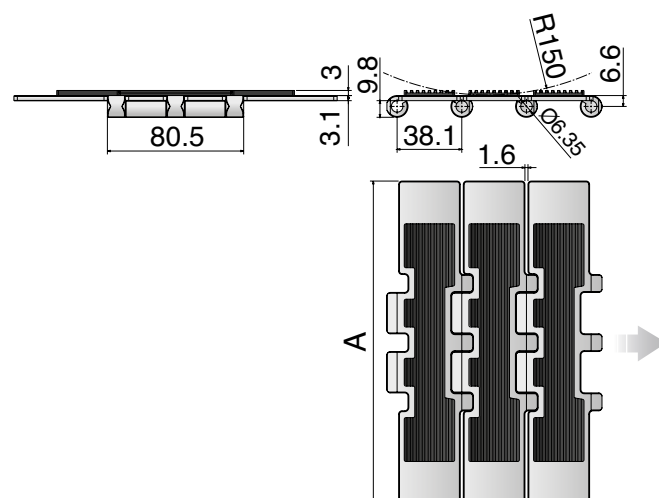

802 GT/805 GT

Catena rettilinea

Straight running chain / Geradegängige Scharnierbandkette

Pins: Martensitic 1.4057

Backflex radius min.: 150 mm



Article-Nr.	Ref.	A (Plate Width) mm	Weight kg/m	Max working load (N)	Plate Thickness mm
SS Ferritic Stainless Steel (1.4016)					
1004 02 07	SS 802 GT K750	190,5	6,20	7000	3.1+3
SSE Specially treated Ferritic Stainless Steel (1.4589) - Hardened pins					
1004 01 07	SSE 805 GT K750	190,5	6,20	9000	3.1+3

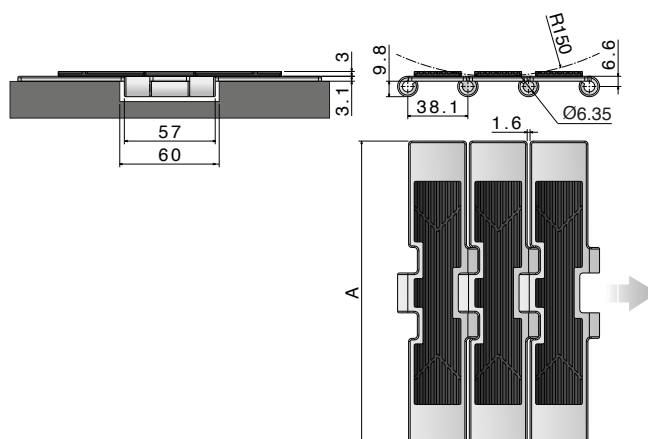

8157 GT

Catena rettilinea
Straight running chain / Geradegängige Schanierbandkette

New

Pins: Martensitic 1.4057

Backflex radius min.: 150 mm



10 feet
3.048 m
80 links

pg. 79-87/96

pg. 429->432

Article-Nr.	Ref.	A (Plate Width) mm	Weight kg/m	Max working load (N)	Plate Thickness mm
SSE Specially treated Ferritic Stainless Steel (1.4589) - Hardened pins					
1006 01 07	SSE 8157 GT K750	190,5	6,00	10000	3.1+3

8811 TAB GT

Catene in acciaio / Steel chains / Scharnierbandketten aus Edelstahl

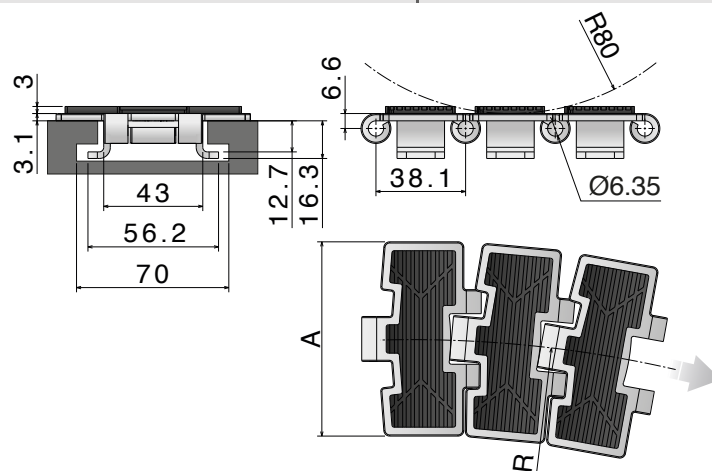

8811 TAB GT

Catena curvilinea
Sideflexing chain / Kurvengängige Scharnierbandkette

New

Pins: Martensitic 1.4057

Backflex radius min.: 80 mm



Tab System

10 feet
3.048 m
80 links

pg. 76-77/94

pg. 139/144

pg. 429->432

Article-Nr.	Ref.	A (Plate Width) mm	R mm	Weight kg/m	Max working load (N)	Plate Thickness mm
-------------	------	-----------------------	---------	----------------	-------------------------	-----------------------

SSE Specially treated Ferritic Stainless Steel (1.4589) - Hardened pins

1015 01 02	SSE 8811 TAB GT K325	82,5	500	3,20	6000	3.1
1015 01 07	SSE 8811 TAB GT K750	190,5	610	5,70		

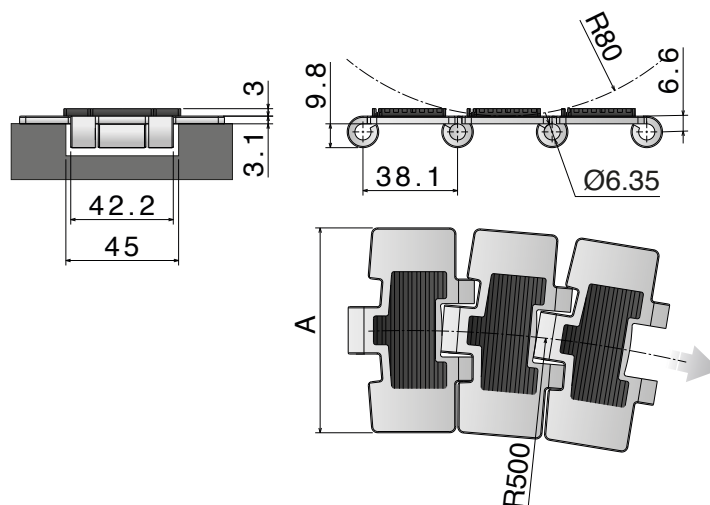

881 M GT

Catena curvilinea
Sideflexing chain / Kurvengängige Scharnierbandkette

New

Pins: Martensitic 1.4057

Backflex radius min.: 80 mm

**Magnetic System**10 feet
3.048 m

80 links



pg. 76-77/94



pg. 100->115



pg. 429->432

Article-Nr.	Ref.	A (Plate Width) mm	Weight kg/m	Max working load (N)	Plate Thickness mm
SSE Specially treated Ferritic Stainless Steel (1.4589) - Hardened pins					
1009 01 02	SSE 881 M GT K325	82,5	2,80	6000	3.1+3
1009 01 07	SSE 881 M GT K750	190,5	5,00		

8857 M GT

Catene in acciaio / Steel chains / Scharnierbandketten aus Edelstahl

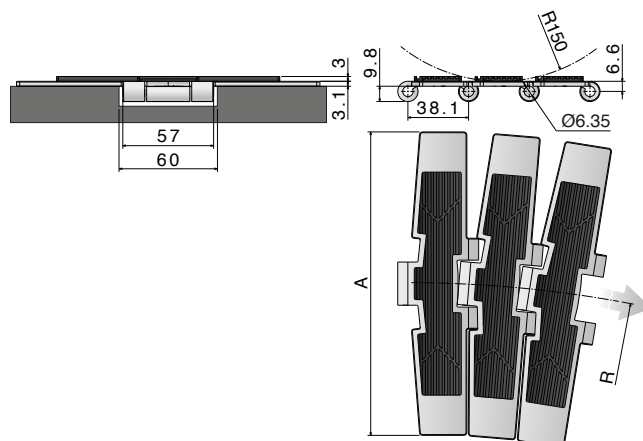

8857 M GT

Catena curvilinea
Sideflexing chain / Kurvengängige Scharnierbandkette

New

Pins: Martensitic 1.4057

Backflex radius min.: 150 mm



Magnetic System

10 feet
3.048 m
80 links

pg. 79-87/96

pg. 116->120

pg. 429->432

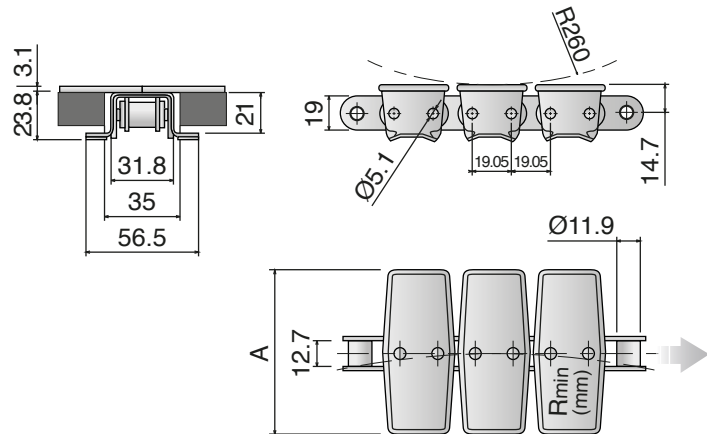
Article-Nr.	Ref.	A (Plate Width) mm	R mm	Weight kg/m	Surface finish µm	Max working load (N)	Plate Thickness mm
SSE Specially treated Ferritic Stainless Steel (1.4589) - Hardened pins							
1019 01 07	SSE 8857 M GT K750	190,5	750	5,70	0,3	10000	3.1+3

1874 TAB



Catena curvilinea
Sideflexing chain / Kurvengängige Scharnierbandkette

New

















































Backflex radius min.: 250 mm

**Tab System**

Article-Nr.	Ref.	A (Plate Width) mm	R mm	Weight kg/m	Surface finish μm	Max working load (N)	Plate Thickness mm
<i>Austenitic Stainless Steel</i>							
1022 02 02	SS 1874 TAB K325	82,5	381	4,20	0,5	4500	3,1
1022 02 05	SS 1874 TAB K450	114,3	381	4,80	0,5		
1022 02 06	SS 1874 TAB K600	152,4	457	5,70	0,5		
1022 02 07	SS 1874 TAB K750	190,5	610	6,40	0,5		



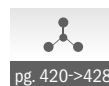
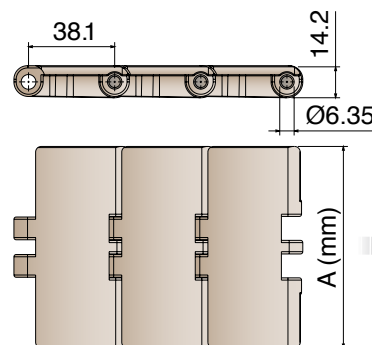
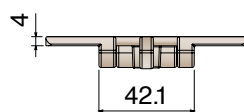


820  Pag 30-31	820 V  Pag 32	820 Plastic pin  Pag 32	828  Pag 33	831  Pag 34	821  Pag 35
821 GT  Pag 36	821 LBP  Pag 37	8257  Pag 38	8257 GT  Pag 39	8257 LBP  Pag 40	878 TAB  Pag 41
879 M  Pag 42	879 TAB  Pag 43	888  Pag 44	888 GT  Pag 44	880 M  Pag 45	880 TAB  Pag 46
880 V TAB  Pag 47	880 TAB Plastic pin  Pag 47	880 B  Pag 48	880 TAB B0  Pag 49	882 M  Pag 50	882 M GT  Pag 51
882 M LBP  Pag 52	882 TAB  Pag 53	882 TAB GT  Pag 54	882 TAB LBP  Pag 55	1873  Pag 56	1873 GT  Pag 57
1873 GRIPPER GS1  Pag 58	1873 GRIPPER GS2  Pag 59	1873 GRIPPER GS4  Pag 60	1873 D-SHAPE  Pag 61	878 GRIPPER GS1 GS2 GS4  Pag 62	1843  Pag 63
SP 1883  Pag 64	SP 1883 GT  Pag 65	CC 600  Pag 66	CC 600 TAB  Pag 66	CC 600 D  Pag 67	CC 600 D TAB  Pag 67
CC 1400  Pag 68	CC 1400 TAB  Pag 68	1701 TAB OP  Pag 69	1701 TAB OPF  Pag 70	1706  Pag 71	1706 TAB  Pag 71

820

Catena rettilinea
Straight running chain / Geradegängige Scharnierbandkette

Pins: Stainless Steel | Backflex radius min.: 50 mm

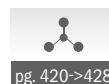
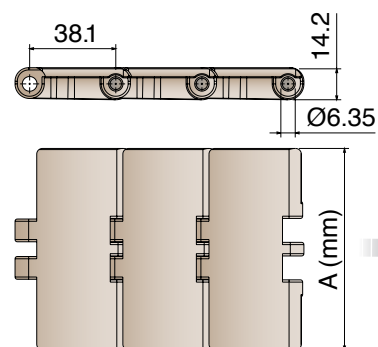
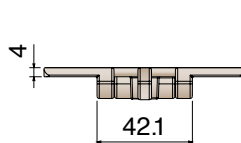


Article-Nr.	Ref.	A (Plate Width) mm	Weight kg/m	Max working load (N)	Material
1101 01 02	LF 820 K325	82,5	0,89	1260	LF
1101 01 03	LF 820 K330	83,8	0,90		
1101 01 04	LF 820 K350	88,9	0,91		
1101 01 14	LF 820 K400	101,6	0,95		
1101 01 05	LF 820 K450	114,3	1,00		
1101 01 06	LF 820 K600	152,4	1,22		
1101 01 07	LF 820 K750	190,5	1,43		
1101 03 02	MX 820 K325	82,5	0,89	1000	MX
1101 03 03	MX 820 K330	83,8	0,90		
1101 03 04	MX 820 K350	88,9	0,91		
1101 03 14	MX 820 K400	101,6	0,95		
1101 03 05	MX 820 K450	114,3	1,00		
1101 03 06	MX 820 K600	152,4	1,22		
1101 03 07	MX 820 K750	190,5	1,43		
1101 08 02	MK 820 K325	82,5	0,89	1200	MK
1101 08 03	MK 820 K330	83,8	0,90		
1101 08 04	MK 820 K350	88,9	0,91		
1101 08 14	MK 820 K400	101,6	0,95		
1101 08 05	MK 820 K450	114,3	1,00		
1101 08 06	MK 820 K600	152,4	1,22		
1101 08 07	MK 820 K750	190,5	1,43		

820

Catena rettilinea
Straight running chain / Geradegängige Scharnierbandkette

Pins: Stainless Steel | Backflex radius min.: 50 mm



Article-Nr.	Ref.	A (Plate Width) mm	Weight kg/m	Max working load (N)	Material
1101 25 02	MPX 820 K325	82,5	0,89	1260	MPX
1101 25 03	MPX 820 K330	83,8	0,90		
1101 25 04	MPX 820 K350	88,9	0,91		
1101 25 14	MPX 820 K400	101,6	0,95		
1101 25 05	MPX 820 K450	114,3	1,00		
1101 25 06	MPX 820 K600	152,4	1,22		
1101 25 07	MPX 820 K750	190,5	1,43		
1101 16 02	DKM 820 K325	82,5	0,89	1260	DKM
1101 16 03	DKM 820 K330	83,8	0,90		
1101 16 04	DKM 820 K350	88,9	0,91		
1101 16 14	DKM 820 K400	101,6	0,95		
1101 16 05	DKM 820 K450	114,3	1,00		
1101 16 06	DKM 820 K600	152,4	1,22		
1101 16 07	DKM 820 K750	190,5	1,43		
1101 17 02	MWX 820 K325	82,5	0,89	1260	MWX
1101 17 03	MWX 820 K330	83,8	0,90		
1101 17 04	MWX 820 K350	88,9	0,91		
1101 17 14	MWX 820 K400	101,6	0,95		
1101 17 05	MWX 820 K450	114,3	1,00		
1101 17 06	MWX 820 K600	152,4	1,22		
1101 17 07	MWX 820 K750	190,5	1,43		

820 V-820 Plastic pin

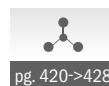
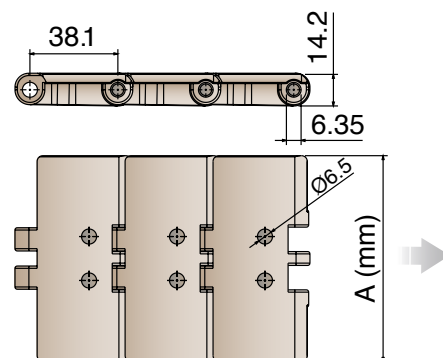
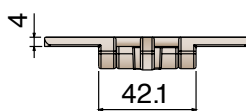

Catene in plastica / Plastic chains / Scharnierbandketten aus Kunststoff

820 V

Catena rettilinea

Straight running chain / Geradegängige Scharnierbandkette

Pins: Stainless Steel | Backflex radius min.: 50 mm



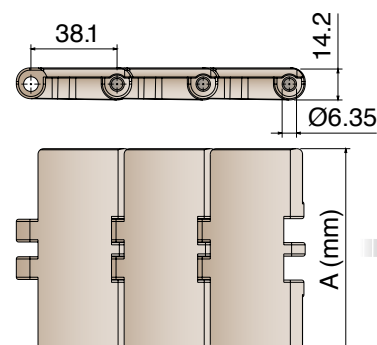
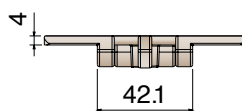
Article-Nr.	Ref.	A (Plate Width) mm	Weight kg/m	Max working load (N)	Material
1155 01 02	LF 820 V2 K325	82,5	0,89	1000	LF
1155 01 05	LF 820 V2 K450	114,3	1,00		
1155 03 02	MX 820 V2 K325	82,5	0,89	1000	MX
1155 03 05	MX 820 V2 K450	114,3	1,00		
1155 08 02	MK 820 V2 K325	82,5	0,89	1200	MK
1155 08 05	MK 820 V2 K450	114,3	1,00		

820 Plastic pin

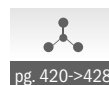
Catena rettilinea con perno in plastica

Straight running chain with plastic pin / Geradegängige Scharnierbandkette mit plastic bolzen

Pins: Plastic | Backflex radius min.: 50 mm



New

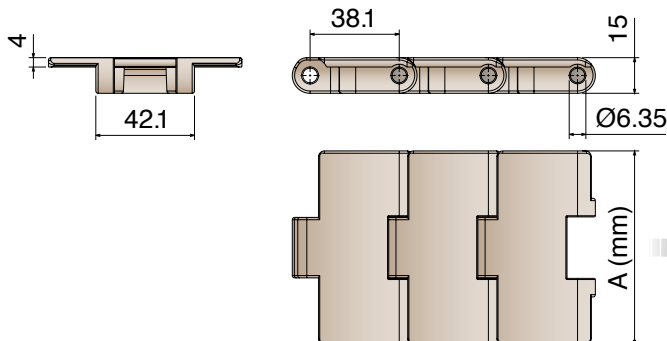


Article-Nr.	Ref.	A (Plate Width) mm	Weight kg/m	Max working load (N)	Material
1163 01 02	LF 820 K325	82,5	0,69	650	LF
1163 01 05	LF 820 K450	114,3	0,80		

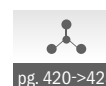
828

Catena rettilinea
Straight running chain / Geradegängige Scharnierbandkette

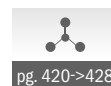
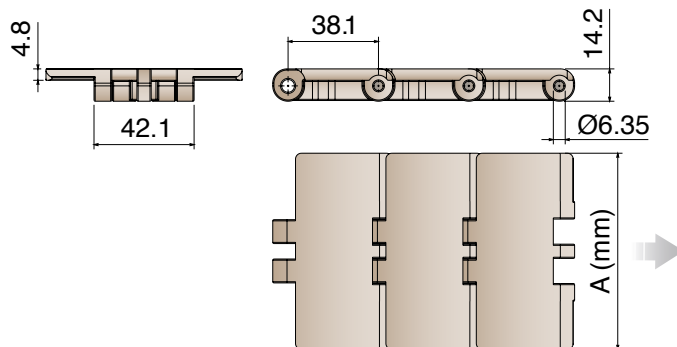
Pins: Stainless Steel | Backflex radius min.: 50 mm



80 links



Article-Nr.	Ref.	A (Plate Width) mm	Weight kg/m	Max working load (N)	Material
1102 01 02	LF 828 K325	82,5	1,07	2320	LF
1102 01 03	LF 828 K330	83,8	1,13		
1102 03 02	MX 828 K325	82,5	1,07	1860	MX
1102 03 03	MX 828 K330	83,8	1,13		
1102 08 02	MK 828 K325	82,5	1,07	2230	MK
1102 08 03	MK 828 K330	83,8	1,13		
1102 25 02	MPX 828 K325	82,5	1,07	2320	MPX
1102 25 03	MPX 828 K330	83,8	1,13		
1102 16 02	DKM 828 K325	82,5	1,07	2320	DKM
1102 16 03	DKM 828 K330	83,8	1,13		
1102 17 02	MWX 828 K325	82,5	1,07	2320	MWX
1102 17 03	MWX 828 K330	83,8	1,13		

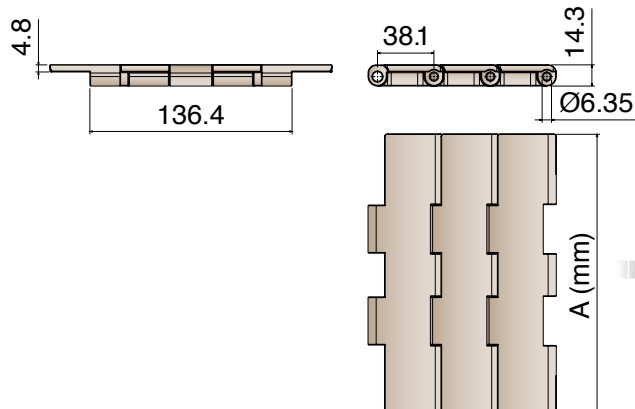


Article-Nr.	Ref.	A (Plate Width) mm	Weight kg/m	Max working load (N)	Material
1103 01 02	LF 831 K325	82,5	1,00	1260	LF
1103 01 05	LF 831 K450	114,3	1,28		
1103 01 07	LF 831 K750	190,5	1,80		
1103 03 02	MX 831 K325	82,5	1,00	1000	MX
1103 03 05	MX 831 K450	114,3	1,28		
1103 03 07	MX 831 K750	190,5	1,80		
1103 08 02	MK 831 K325	82,5	1,00	1200	MK
1103 08 05	MK 831 K450	114,3	1,28		
1103 08 07	MK 831 K750	190,5	1,80		
1103 25 02	MPX 831 K325	82,5	1,00	1260	MPX
1103 25 05	MPX 831 K450	114,3	1,28		
1103 25 07	MPX 831 K750	190,5	1,80		
1103 16 02	DKM 831 K325	82,5	1,00	1260	DKM
1103 16 05	DKM 831 K450	114,3	1,28		
1103 16 07	DKM 831 K750	190,5	1,80		
1103 17 02	MWX 831 K325	82,5	1,00	1260	MWX
1103 17 05	MWX 831 K450	114,3	1,28		
1103 17 07	MWX 831 K750	190,5	1,80		

821

Catena rettilinea
Straight running chain / Geradegängige Scharnierbandkette

Pins: Stainless Steel | Backflex radius min.: 50 mm



80 links



pg. 78/95



pg. 420->428

Article-Nr.	Ref.	A (Plate Width) mm	Weight kg/m	Max working load (N)	Material
1104 01 07	LF 821 K750	190,5	2,55	2770	LF
1104 01 08	LF 821 K1000	254,0	3,05		
1104 01 09	LF 821 K1200	304,8	3,35		
1104 03 07	MX 821 K750	190,5	2,55	2200	MX
1104 03 08	MX 821 K1000	254,0	3,05		
1104 03 09	MX 821 K1200	304,8	3,35		
1104 08 07	MK 821 K750	190,5	2,55	2650	MK
1104 08 08	MK 821 K1000	254,0	3,05		
1104 08 09	MK 821 K1200	304,8	3,35		
1104 25 07	MPX 821 K750	190,5	2,55	2770	MPX
1104 25 08	MPX 821 K1000	254,0	3,05		
1104 25 09	MPX 821 K1200	304,8	3,35		
1104 16 07	DKM 821 K750	190,5	2,55	2770	DKM
1104 16 08	DKM 821 K1000	254,0	3,05		
1104 16 09	DKM 821 K1200	304,8	3,35		
1104 17 07	MWX 821 K750	190,5	2,55	2770	MWX
1104 17 08	MWX 821 K1000	254,0	3,05		
1104 17 09	MWX 821 K1200	304,8	3,35		

821 GT

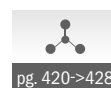
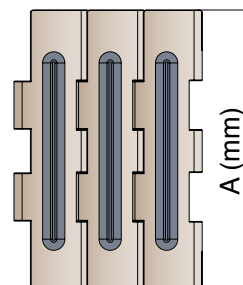
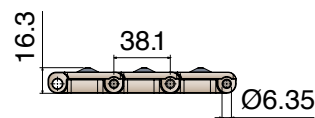
Catene in plastica / Plastic chains / Scharnierbandketten aus Kunststoff

821 GT

Catena rettilinea

Straight running chain / Geradegängige Scharnierbandkette

Pins: Stainless Steel | Backflex radius min.: 50 mm | TPE Rubber: 75 ShA



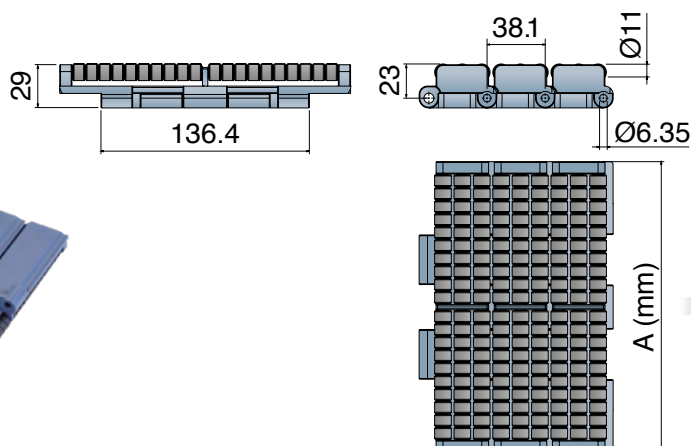

Article-Nr.	Ref.	A (Plate Width) mm	Weight kg/ m	Max working load (N)	Material
1105 01 07	LF 821 GT K750	190,5	2,55	2770	LF
1105 01 08	LF 821 GT K1000	254,0	3,05		
1105 01 09	LF 821 GT K1200	304,8	3,35		
1105 03 07	MX 821 GT K750	190,5	2,55	2200	MX
1105 03 08	MX 821 GT K1000	254,0	3,05		
1105 03 09	MX 821 GT K1200	304,8	3,35		

821 LBP

Catena rettilinea
Straight running chain / Geradegängige Scharnierbandkette

Pins: Stainless Steel

Backflex radius min.: 300 mm



80 links



pg. 78/95



pg. 420->428

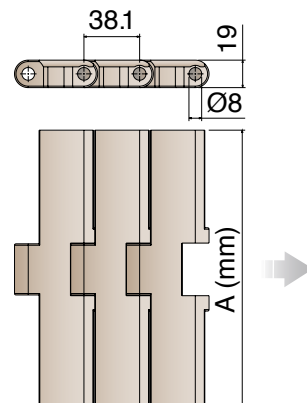
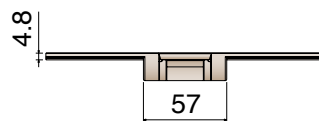
Article-Nr.	Ref.	A (Plate Width) mm	Weight kg/m	Max working load (N)	Material
1106 01 07	LFA 821 LBP K750	190,5	5,70	2770	LFA
1106 01 08	LFA 821 LBP K1000	254,0	7,05		
1106 01 09	LFA 821 LBP K1200	304,8	8,21		

8257

Catena rettilinea

Straight running chain / Geradegängige Scharnierbandkette

Pins: Stainless Steel | Backflex radius min.: 50 mm



80 links



pg. 84-85/96



pg. 420->428

Article-Nr.	Ref.	A (Plate Width) mm	Weight kg/m	Max working load (N)	Material
1107 01 07	LF 8257 K750	190,5	2,55	3830	LF
1107 01 08	LF 8257 K1000	254,0	3,05		
1107 01 09	LF 8257 K1200	304,8	3,35		
1107 03 07	MX 8257 K750	190,5	2,55	3050	MX
1107 03 08	MX 8257 K1000	254,0	3,05		
1107 03 09	MX 8257 K1200	304,8	3,35		
1107 08 07	MK 8257 K750	190,5	2,55	3670	MK
1107 08 08	MK 8257 K1000	254,0	3,05		
1107 08 09	MK 8257 K1200	304,8	3,35		
1107 25 07	MPX 8257 K750	190,5	2,55	3830	MPX
1107 25 08	MPX 8257 K1000	254,0	3,05		
1107 25 09	MPX 8257 K1200	304,8	3,35		
1107 16 07	DKM 8257 K750	190,5	2,55	3830	DKM
1107 16 08	DKM 8257 K1000	254,0	3,05		
1107 16 09	DKM 8257 K1200	304,8	3,35		
1107 17 07	MWX 8257 K750	190,5	2,55	3830	MWX
1107 17 08	MWX 8257 K1000	254,0	3,05		
1107 17 09	MWX 8257 K1200	304,8	3,35		

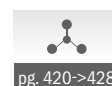
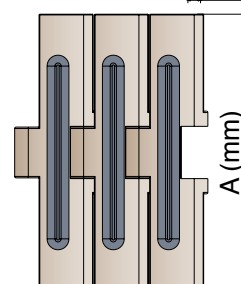
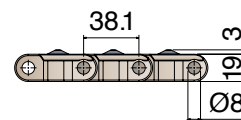
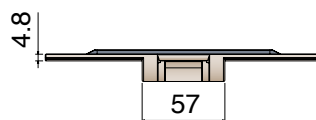

8257 GT

Catena rettilinea
Straight running chain / Geradegängige Scharnierbandkette

Pins: Stainless Steel

Backflex radius min.: 50 mm

TPE Rubber: 75 ShA



Article-Nr.	Ref.	A (Plate Width) mm	Weight kg/m	Max working load (N)	Material
1108 01 07	LF 8257 GT K750	190,5	2,55	3830	LF
1108 01 08	LF 8257 GT K1000	254,0	2,60		
1108 01 09	LF 8257 GT K1200	304,8	2,95		
1108 03 07	MX 8257 GT K750	190,5	2,55	3050	MX
1108 03 08	MX 8257 GT K1000	254,0	2,60		
1108 03 09	MX 8257 GT K1200	304,8	2,95		

8257 LBP

Catene in plastica / Plastic chains / Scharnierbandketten aus Kunststoff

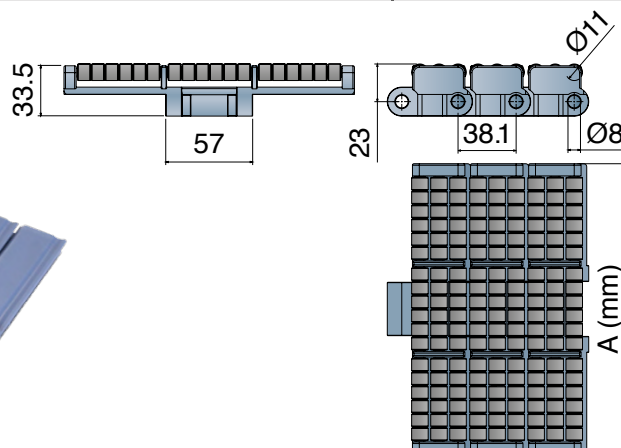

8257 LBP

Catena rettilinea

Straight running chain / Geradegängige Scharnierbandkette

Pins: Stainless Steel

Backflex radius min.: 200 mm



80 links



pg. 84-85/96



pg. 420->428

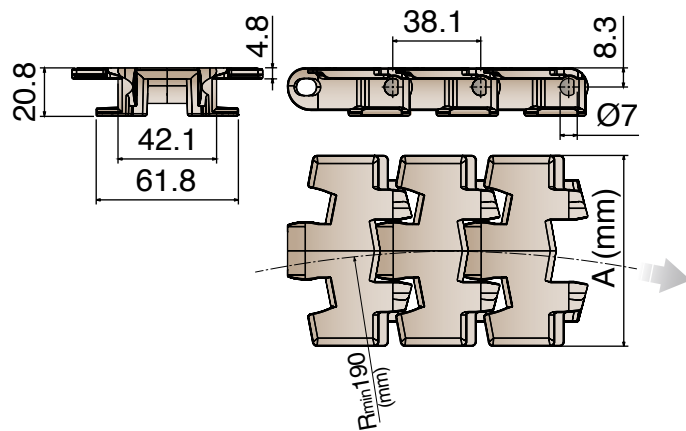

Article-Nr.	Ref.	A (Plate Width) mm	Weight kg/m	Max working load (N)	Material
1109 01 07	LFA 8257 LBP K750	190,5	5,65	3830	LFA
1109 01 08	LFA 8257 LBP K1000	254,0	7,16		
1109 01 09	LFA 8257 LBP K1200	304,8	8,05		

878 TAB

Catena curvilinea

Sideflexing chain / Kurvengängige Scharnierbandkette

Pins: Stainless Steel | Backflex radius min.: 40 mm



Tab System

10 feet
3.048 m
80 links

pg. 82-83

pg. 139/144

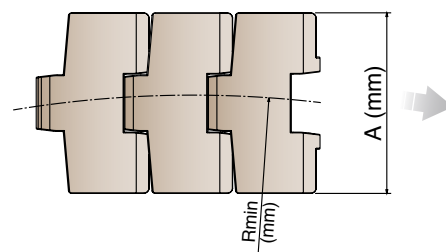
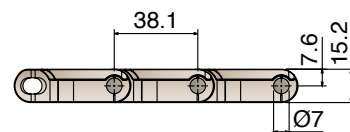
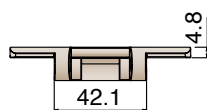

pg. 420->428

Article-Nr.	Ref.	A (Plate Width) mm	Weight kg/m	Max working load (N)	Material
1119 01 02	LF 878 TAB K325	82,5	1,06	2200	LF
1119 01 05	LF 878 TAB K450	114,3	1,18		
1119 03 02	MX 878 TAB K325	82,5	1,06	1750	MX
1119 03 05	MX 878 TAB K450	114,3	1,18		
1119 08 02	MK 878 TAB K325	82,5	1,06	2100	MK
1119 08 05	MK 878 TAB K450	114,3	1,18		
1119 25 02	MPX 878 TAB K325	82,5	1,06	2200	MPX
1119 25 05	MPX 878 TAB K450	114,3	1,18		
1119 16 02	DKM 878 TAB K325	82,5	1,06	2200	DKM
1119 16 05	DKM 878 TAB K450	114,3	1,18		
1119 17 02	MWX 878 TAB K325	82,5	1,06	2200	MWX
1119 17 05	MWX 878 TAB K450	114,3	1,18		

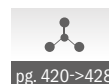
879 M

Catena curvilinea
Sideflexing chain / Kurvengängige Scharnierbandkette

Pins: Ferritic Stainless Steel | Backflex radius min.: 50 mm



Magnetic System

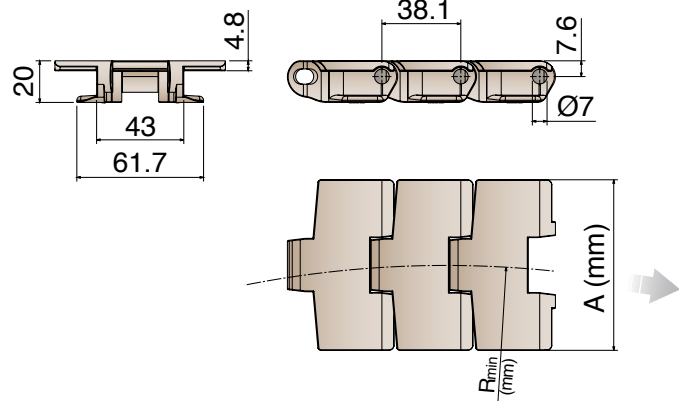



Article-Nr.	Ref.	A (Plate Width) mm	R mm	Weight kg/m	Max working load (N)	Material
1124 01 02	LF 879 M K325	82,5	457	1,05	2200	LF
1124 01 05	LF 879 M K450	114,3	457	1,15		
1124 03 02	MX 879 M K325	82,5	457	1,05	1750	MX
1124 03 05	MX 879 M K450	114,3	457	1,15		
1124 08 02	MK 879 M K325	82,5	457	1,05	2100	MK
1124 08 05	MK 879 M K450	114,3	457	1,15		
1124 25 02	MPX 879 M K325	82,5	457	1,05	2200	MPX
1124 25 05	MPX 879 M K450	114,3	457	1,15		
1124 16 02	DKM 879 M K325	82,5	457	1,05	2200	DKM
1124 16 05	DKM 879 M K450	114,3	457	1,15		
1124 17 02	MWX 879 M K325	82,5	457	1,05	2200	MWX
1124 17 05	MWX 879 M K450	114,3	457	1,15		


879 TAB

Catena curvilinea
Sideflexing chain / Kurvengängige Scharnierbandkette

Pins: Stainless Steel | Backflex radius min.: 50 mm



Tab System



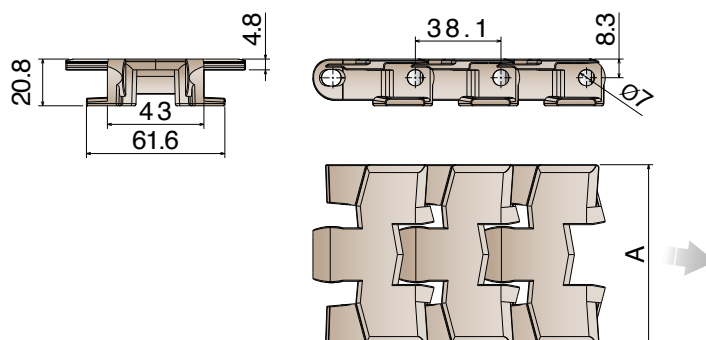
Article-Nr.	Ref.	A (Plate Width) mm	R mm	Weight kg/m	Max working load (N)	Material
1125 01 02	LF 879 TAB K325	82,5	457	1,01	2200	LF
1125 01 05	LF 879 TAB K450	114,3	610	1,13		
1125 03 02	MX 879 TAB K325	82,5	457	1,01	1750	MX
1125 03 05	MX 879 TAB K450	114,3	610	1,13		
1125 08 02	MK 879 TAB K325	82,5	457	1,01	2100	MK
1125 08 05	MK 879 TAB K450	114,3	610	1,13		
1125 25 02	MPX 879 TAB K325	82,5	457	1,01	2200	MPX
1125 25 05	MPX 879 TAB K450	114,3	610	1,13		
1125 16 02	DKM 879 TAB K325	82,5	457	1,01	2200	DKM
1125 16 05	DKM 879 TAB K450	114,3	610	1,13		
1125 17 02	MWX 879 TAB K325	82,5	457	1,01	2200	MWX
1125 17 05	MWX 879 TAB K450	114,3	610	1,13		

888

Catena curvilinea
Sideflexing chain / Kurvengängige Scharnierbandkette

New

Pins: Stainless Steel | Backflex radius min.: 40 mm



Tab System

10 feet
3.048 m
80 links

pg. 82-83

pg. 139/144

pg. 420->428

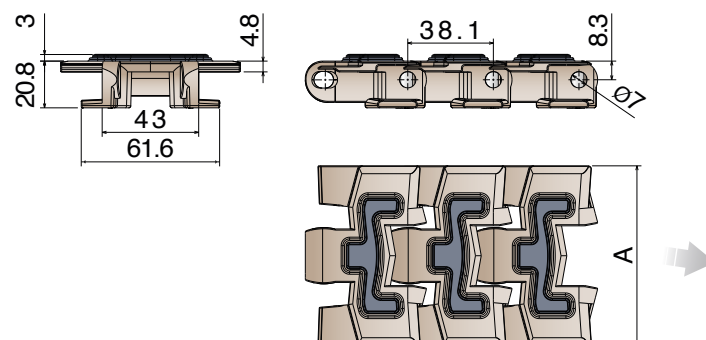
Article-Nr.	Ref.	A (Plate Width) mm	R mm	Weight kg/m	Max working load (N)	Material
1170 01 19	LF 888 W80	80,0	200	1,05	2200	LF
1170 01 20	LF 888 W140	140,0	500	1,32		
1170 01 21	LF 888 W200	200,0	500	1,62		

888 GT

Catena curvilinea
Sideflexing chain / Kurvengängige Scharnierbandkette

New

Pins: Stainless Steel | Backflex radius min.: 40 mm | TPE Rubber: 75 ShA



Tab System

10 feet
3.048 m
80 links

pg. 82-83

pg. 139/144

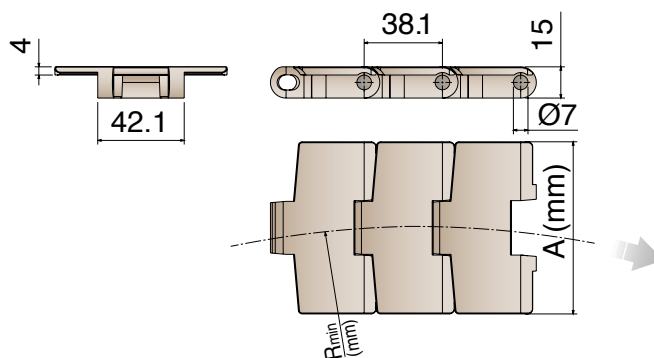
pg. 420->428

Article-Nr.	Ref.	A (Plate Width) mm	R mm	Weight kg/m	Max working load (N)	Material
1171 01 19	LF 888 GT W80	80,0	200	1,15	2200	LF
1171 01 20	LF 888 GT W140	140,0	500	1,43		
1171 01 21	LF 888 GT W200	200,0	500	1,75		

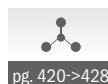
880 M

Catena curvilinea
Sideflexing chain / Kurvengängige Scharnierbandkette

Pins: Ferritic Stainless Steel | Backflex radius min.: 50 mm



Magnetic System

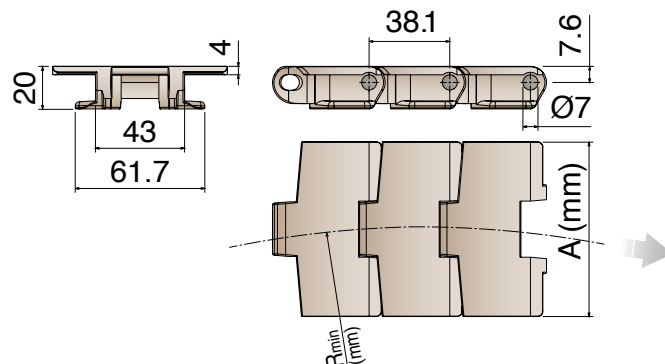



Article-Nr.	Ref.	A (Plate Width) mm	R mm	Weight kg/ m	Max working load (N)	Material
1110 01 02	LF 880 M K325	82,5	500	1,05	2200	LF
1110 01 03	LF 880 M K330	83,8	457	1,09		
1110 01 05	LF 880 M K450	114,3	457	1,15		
1110 03 02	MX 880 M K325	82,5	500	1,05	1750	MX
1110 03 03	MX 880 M K330	83,8	457	1,09		
1110 03 05	MX 880 M K450	114,3	457	1,15		
1110 08 02	MK 880 M K325	82,5	500	1,05	2100	MK
1110 08 03	MK 880 M K330	83,8	457	1,09		
1110 08 05	MK 880 M K450	114,3	457	1,15		
1110 25 02	MPX 880 M K325	82,5	500	1,05	2200	MPX
1110 25 03	MPX 880 M K330	83,8	457	1,09		
1110 25 05	MPX 880 M K450	114,3	457	1,15		
1110 16 02	DKM 880 M K325	82,5	500	1,05	2200	DKM
1110 16 03	DKM 880 M K330	83,8	457	1,09		
1110 16 05	DKM 880 M K450	114,3	457	1,15		
1110 17 02	MWX 880 M K325	82,5	500	1,05	2200	MWX
1110 17 03	MWX 880 M K330	83,8	457	1,09		
1110 17 05	MWX 880 M K450	114,3	457	1,15		

880 TAB

Catena curvilinea
Sideflexing chain / Kurvengängige Scharnierbandkette

Pins: Stainless Steel | Backflex radius min.: 40 mm



Tab System

10 feet
3.048 m
80 links

pg. 82-83

pg. 139/144

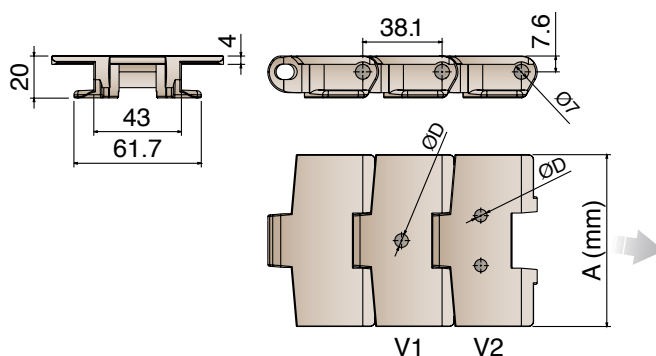

pg. 420->428

Article-Nr.	Ref.	A (Plate Width) mm	R mm	Weight kg/m	Max working load (N)	Material
1111 01 02	LF 880 TAB K325	82,5	457	1,015	2200	LF
1111 01 03	LF 880 TAB K330	83,8	457	1,018		
1111 01 05	LF 880 TAB K450	114,3	457	1,09		
1111 03 02	MX 880 TAB K325	82,5	457	1,015	1750	MX
1111 03 03	MX 880 TAB K330	83,8	457	1,018		
1111 03 05	MX 880 TAB K450	114,3	457	1,09		
1111 08 02	MK 880 TAB K325	82,5	457	1,015	2100	MK
1111 08 03	MK 880 TAB K330	83,8	457	1,018		
1111 08 05	MK 880 TAB K450	114,3	457	1,09		
1111 25 02	MPX 880 TAB K325	82,5	457	1,015	2200	MPX
1111 25 03	MPX 880 TAB K330	83,8	457	1,018		
1111 25 05	MPX 880 TAB K450	114,3	457	1,09		
1111 16 02	DKM 880 TAB K325	82,5	457	1,015	2200	DKM
1111 16 03	DKM 880 TAB K330	83,8	457	1,018		
1111 16 05	DKM 880 TAB K450	114,3	457	1,09		
1111 17 02	MWX 880 TAB K325	82,5	457	1,015	2200	MWX
1111 17 03	MWX 880 TAB K330	83,8	457	1,018		
1111 17 05	MWX 880 TAB K450	114,3	457	1,09		

880 V TAB

Catena curvilinea
Sideflexing chain / Kurvengängige Scharnierbandkette

Pins: Stainless Steel | Backflex radius min.: 40 mm



Tab System

10 feet
3.048 m
80 links

pg. 82-83

pg. 139/144

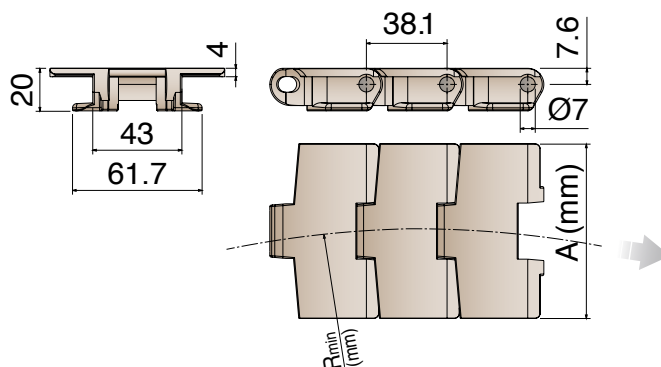

pg. 420->428

Article-Nr.	Ref.	A (Plate Width) mm	R mm	Weight kg/m	D mm	Max working load (N)	Material
1156 01 02	LF 880 V1 K325	82,5	457	1,015	6,5	2200	LF
1157 01 02	LF 880 V2 K325	82,5	457	1,015			
1157 01 05	LF 880 V2 K450	114,3	457	1,09			

880 TAB Plastic pin

Catena curvilinea con perno in plastica
Sideflexing chain with plastic pin / Kurvengängige Scharnierbandkette mit plastic bolzen

Pins: Plastic | Backflex radius min.: 40 mm



New

Tab System

10 feet
3.048 m
80 links

pg. 82-83

pg. 139/144

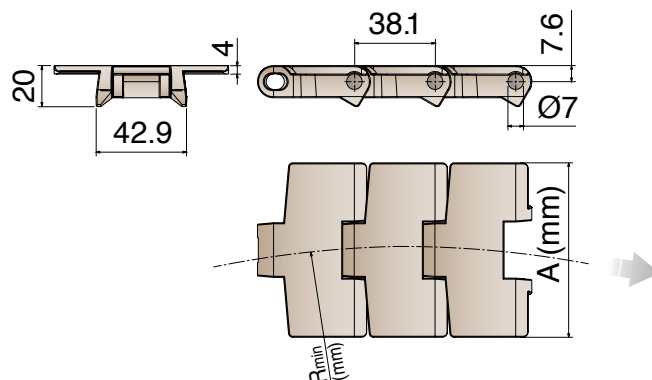
pg. 420->428

Article-Nr.	Ref.	A (Plate Width) mm	R mm	Weight kg/m	Max working load (N)	Material
1166 01 02	LF 880 TAB K325	82,5	457	0,815	550	LF
1166 01 05	LF 880 TAB K450	114,3	457	0,89		

880 B

Catena curvilinea
Sideflexing chain / Kurvengängige Scharnierbandkette

Pins: Stainless Steel | Backflex radius min.: 40 mm



Bevel System

10 feet
3.048 m
80 links

pg. 82-83

pg. 143

pg. 420->428

Article-Nr.	Ref.	A (Plate Width) mm	R mm	Weight kg/m	Max working load (N)	Material
1112 01 02	LF 880 B K325	82,5	457	0,89	2200	LF
1112 01 04	LF 880 B K350	88,9	457	0,93		
1112 01 05	LF 880 B K450	114,3	457	1,05		
1112 03 02	MX 880 B K325	82,5	457	0,89	1750	MX
1112 03 04	MX 880 B K350	88,9	457	0,93		
1112 03 05	MX 880 B K450	114,3	457	1,05		

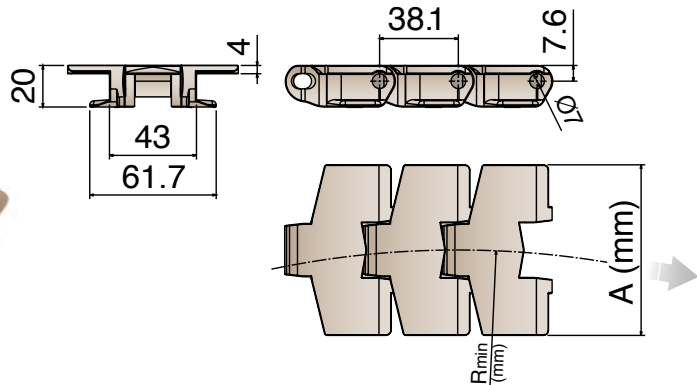
880 TAB BO

Catena curvilinea

Sideflexing chain / Kurvengängige Scharnierbandkette

Pins: Stainless Steel

Backflex radius min.: 40 mm



Tab System

10 feet
3.048 m
80 links

pg. 82-83

pg. 139/144

pg. 420->428

Article-Nr.	Ref.	A (Plate Width) mm	R mm	Weight kg/m	Max working load (N)	Material
1126 01 02	LF 880 TAB BO K325	82,5	190	0,96	1680	LF
1126 01 05	LF 880 TAB BO K450	114,3	190	1,10		
1126 03 02	MX 880 TAB BO K325	82,5	190	0,96	1350	MX
1126 03 05	MX 880 TAB BO K450	114,3	190	1,10		

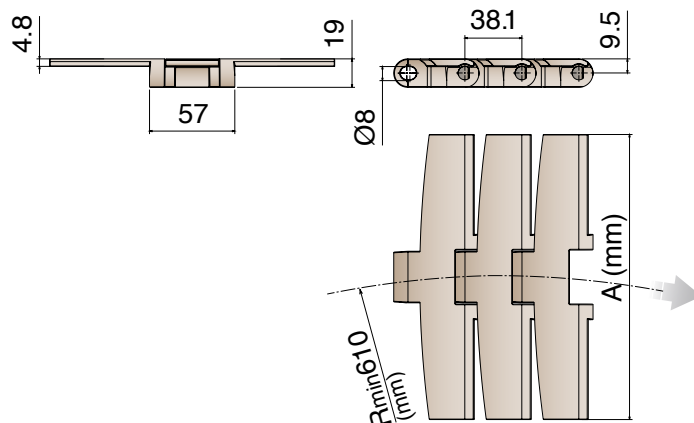
882 M

Catena curvilinea

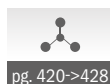
Sideflexing chain / Kurvengängige Scharnierbandkette

Pins: Ferritic Stainless Steel

Backflex radius min.: 50 mm



Magnetic System



Article-Nr.	Ref.	A (Plate Width) mm	Weight kg/m	Max working load (N)	Material
1113 01 07	LF 882 M K750	190,5	2,14	3830	LF
1113 01 08	LF 882 M K1000	254,0	2,45		
1113 01 09	LF 882 M K1200	304,8	2,68		
1113 03 07	MX 882 M K750	190,5	2,14	3050	MX
1113 03 08	MX 882 M K1000	254,0	2,45		
1113 03 09	MX 882 M K1200	304,8	2,68		
1113 08 07	MK 882 M K750	190,5	2,14	3670	MK
1113 08 08	MK 882 M K1000	254,0	2,45		
1113 08 09	MK 882 M K1200	304,8	2,68		
1113 25 07	MPX 882 M K750	190,5	2,14	3830	MPX
1113 25 08	MPX 882 M K1000	254,0	2,45		
1113 25 09	MPX 882 M K1200	304,8	2,68		
1113 16 07	DKM 882 M K750	190,5	2,14	3830	DKM
1113 16 08	DKM 882 M K1000	254,0	2,45		
1113 16 09	DKM 882 M K1200	304,8	2,68		
1113 17 07	MWX 882 M K750	190,5	2,14	3830	MWX
1113 17 08	MWX 882 M K1000	254,0	2,45		
1113 17 09	MWX 882 M K1200	304,8	2,68		

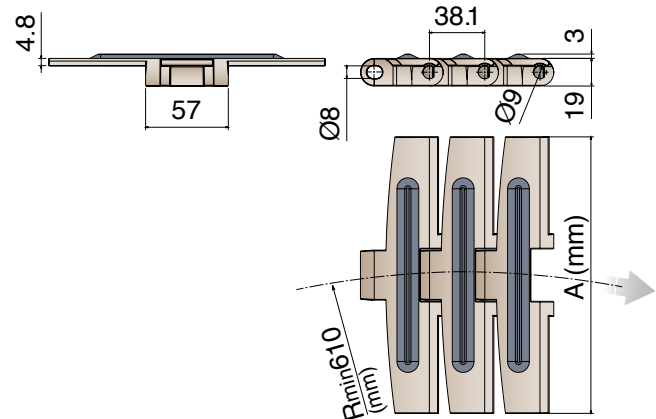

882 M GT

Catena curvilinea
Sideflexing chain / Kurvengängige Scharnierbandkette

Pins: Ferritic Stainless Steel

Backflex radius min.: 50 mm

TPE Rubber: 75 ShA



Magnetic System

10 feet
3.048 m
80 links

pg. 84-85/96

pg. 116->124

pg. 420->428

Article-Nr.	Ref.	A (Plate Width) mm	Weight kg/m	Max working load (N)	Material
1115 01 07	LF 882 M GT K750	190,5	2,10	3830	LF
1115 01 08	LF 882 M GT K1000	254,0	2,45		
1115 01 09	LF 882 M GT K1200	304,8	2,74		
1115 03 07	MX 882 M GT K750	190,5	2,10	3050	MX
1115 03 08	MX 882 M GT K1000	254,0	2,45		
1115 03 09	MX 882 M GT K1200	304,8	2,74		

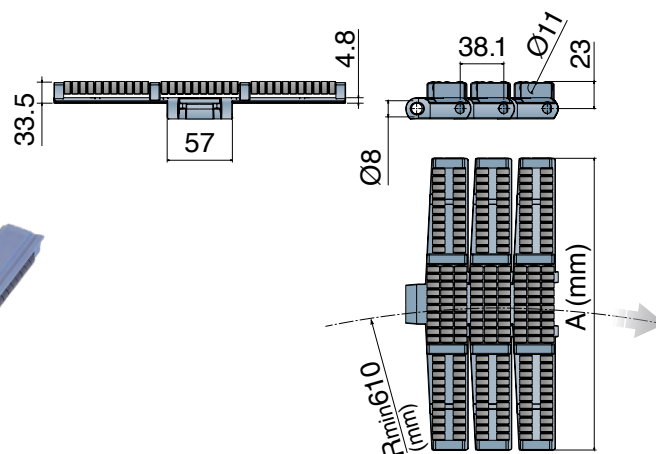

882 M LBP

Catene in plastica / Plastic chains / Scharnierbandketten aus Kunststoff

882 M LBP

Catena curvilinea
Sideflexing chain / Kurvengängige Scharnierbandkette

Pins: Ferritic Stainless Steel | Backflex radius min.: 200 mm



Magnetic System

10 feet
3.048 m
80 links

pg. 84-85/96

pg. 116->124

pg. 420->428

Article-Nr.	Ref.	A (Plate Width) mm	Weight kg/m	Max working load (N)	Material
1117 01 07	LFA 882 LBP K750	190,5	3,92	3830	LFA
1117 01 08	LFA 882 LBP K1000	254,0	4,94		
1117 01 09	LFA 882 LBP K1200	304,8	5,82		

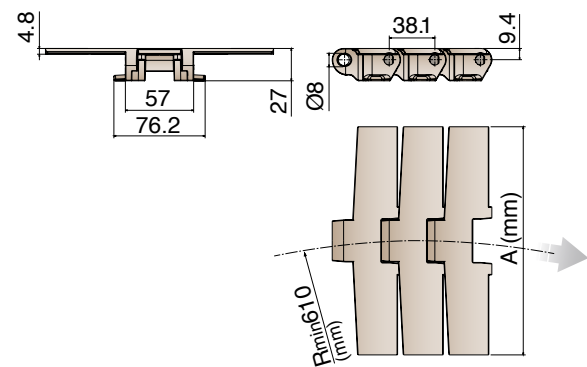
882 TAB

Catena curvilinea

Sideflexing chain / Kurvengängige Scharnierbandkette

Pins: Stainless Steel

Backflex radius min.: 40 mm



Tab System

 10 feet
3.048 m
80 links

pg. 84-85

pg. 140/145

pg. 420->428

Article-Nr.	Ref.	A (Plate Width) mm	Weight kg/m	Max working load (N)	Material
1114 01 05	LF 882 TAB K450	114,3	2,05	3830	LF
1114 01 06	LF 882 TAB K600	152,4	2,20		
1114 01 07	LF 882 TAB K750	190,5	2,45		
1114 01 08	LF 882 TAB K1000	254,0	2,85		
1114 01 09	LF 882 TAB K1200	304,8	3,40		
1114 03 05	MX 882 TAB K450	114,3	2,05	3050	MX
1114 03 06	MX 882 TAB K600	152,4	2,20		
1114 03 07	MX 882 TAB K750	190,5	2,45		
1114 03 08	MX 882 TAB K1000	254,0	2,85		
1114 03 09	MX 882 TAB K1200	304,8	3,40		
1114 08 05	MK 882 TAB K450	114,3	2,05	3670	MK
1114 08 06	MK 882 TAB K600	152,4	2,20		
1114 08 07	MK 882 TAB K750	190,5	2,45		
1114 08 08	MK 882 TAB K1000	254,0	2,85		
1114 08 09	MK 882 TAB K1200	304,8	3,40		
1114 25 05	MPX 882 TAB K450	114,3	2,05	3830	MPX
1114 25 06	MPX 882 TAB K600	152,4	2,20		
1114 25 07	MPX 882 TAB K750	190,5	2,45		
1114 25 08	MPX 882 TAB K1000	254,0	2,85		
1114 25 09	MPX 882 TAB K1200	304,8	3,40		
1114 16 05	DKM 882 TAB K450	114,3	2,05	3830	DKM
1114 16 06	DKM 882 TAB K600	152,4	2,20		
1114 16 07	DKM 882 TAB K750	190,5	2,45		
1114 16 08	DKM 882 TAB K1000	254,0	2,85		
1114 16 09	DKM 882 TAB K1200	304,8	3,40		
1114 17 05	MWX 882 TAB K450	114,3	2,05	3830	MWX
1114 17 06	MWX 882 TAB K600	152,4	2,20		
1114 17 07	MWX 882 TAB K750	190,5	2,45		
1114 17 08	MWX 882 TAB K1000	254,0	2,85		
1114 17 09	MWX 882 TAB K1200	304,8	3,40		

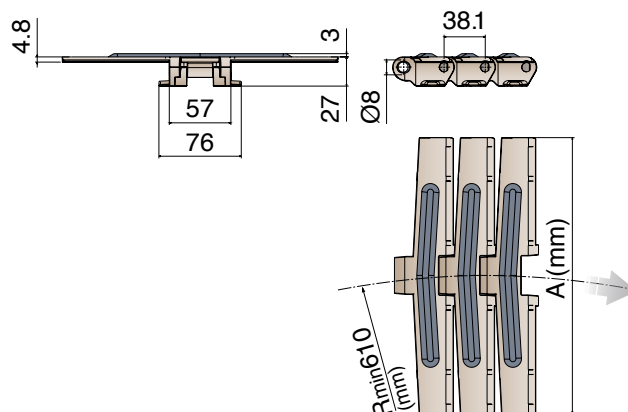
882 TAB GT

Catene in plastica / Plastic chains / Scharnierbandketten aus Kunststoff

882 TAB GT

Catena curvilinea
Sideflexing chain / Kurvengängige Scharnierbandkette

Pins: Stainless Steel | Backflex radius min.: 40 mm | TPE Rubber: 75 ShA



Tab System

10 feet
3.048 m
80 links

pg. 84-85

pg. 140/145

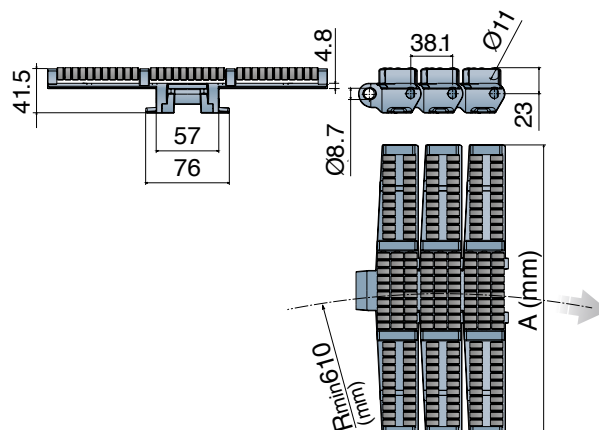
pg. 420->428

Article-Nr.	Ref.	A (Plate Width) mm	Weight kg/m	Max working load (N)	Material
1116 01 07	LF 882 TAB GT K750	190,5	2,37	3830	LF
1116 01 08	LF 882 TAB GT K1000	254,0	2,67		
1116 01 09	LF 882 TAB GT K1200	304,8	2,92		
1116 03 07	MX 882 TAB GT K750	190,5	2,37	3050	MX
1116 03 08	MX 882 TAB GT K1000	254,0	2,67		
1116 03 09	MX 882 TAB GT K1200	304,8	2,92		

882 TAB LBP

Catena curvilinea
Sideflexing chain / Kurvengängige Scharnierbandkette

Pins: Stainless Steel | Backflex radius min.: 200 mm



Tab System

10 feet
3.048 m
80 links

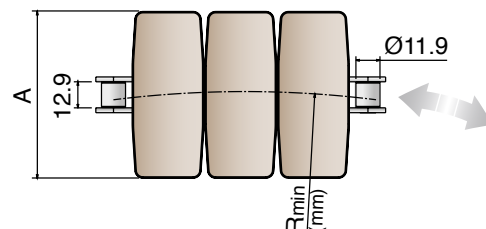
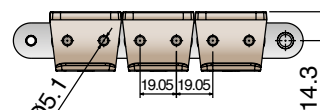
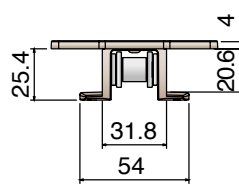
pg. 84-85

pg. 140/145

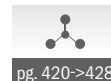
pg. 420->428

Article-Nr.	Ref.	A (Plate Width) mm	Weight kg/m	Max working load (N)	Material
1118 01 05	LFA 882 TAB LBP K450	114,3	4,00	3830	LFA
1118 01 07	LFA 882 TAB LBP K750	190,5	4,70		
1118 01 08	LFA 882 TAB LBP K1000	254,0	5,95		
1118 01 09	LFA 882 TAB LBP K1200	304,8	6,55		

The stainless steel version is supplied with LONG-LIFE SS roller chain.



Tab System



Article-Nr.	Chain	Ref.	A (Plate Width) mm	R mm	Weight kg/m	Max working load (N)	Backflex radius min. mm	Material
1159 01 02	C45	LF 1873 TAB K325	82,5	380	2,10	4500	150	LF
1160 01 02	Stainless Steel		82,5	380	2,10	3500		
1159 01 05	C45	LF 1873 TAB K450	114,3	380	2,30	4500		
1160 01 05	Stainless Steel		114,3	380	2,30	3500		
1159 01 06	C45	LF 1873 TAB K600	152,4	500	2,40	4500		
1160 01 06	Stainless Steel		152,4	500	2,40	3500		
1159 01 07	C45	LF 1873 TAB K750	190,5	500	2,60	4500		
1160 01 07	Stainless Steel		190,5	500	2,60	3500		
1159 01 08	C45	LF 1873 TAB K1000	254,0	500	2,80	4500		
1160 01 08	Stainless Steel		254,0	500	2,80	3500		
1159 01 09	C45	LF 1873 TAB K1200	304,8	610	3,00	4500		
1160 01 09	Stainless Steel		304,8	610	3,00	3500		
1159 03 02	C45	MX 1873 TAB K325	82,5	380	2,10	4500	150	MX
1160 03 02	Stainless Steel		82,5	380	2,10	3500		
1159 03 05	C45	MX 1873 TAB K450	114,3	380	2,30	4500		
1160 03 05	Stainless Steel		114,3	380	2,30	3500		
1159 03 06	C45	MX 1873 TAB K600	152,4	500	2,40	4500		
1160 03 06	Stainless Steel		152,4	500	2,40	3500		
1159 03 07	C45	MX 1873 TAB K750	190,5	500	2,60	4500		
1160 03 07	Stainless Steel		190,5	500	2,60	3500		
1159 03 08	C45	MX 1873 TAB K1000	254,0	500	2,80	4500		
1160 03 08	Stainless Steel		254,0	500	2,80	3500		
1159 03 09	C45	MX 1873 TAB K1200	304,8	610	3,00	4500		
1160 03 09	Stainless Steel		304,8	610	3,00	3500		

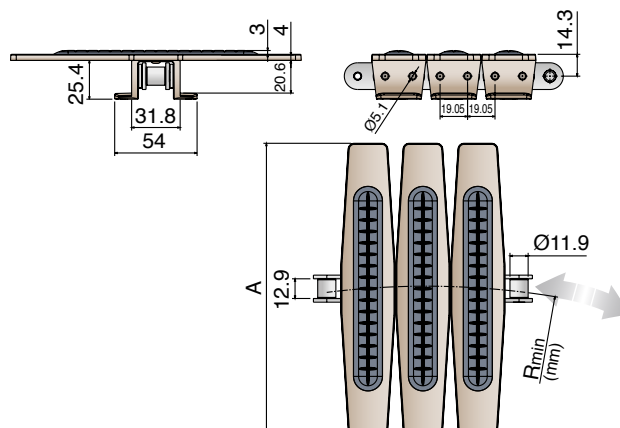
1873 GT

Catena curvilinea

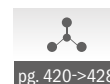
Sideflexing chain / Kurvengängige Scharnierbandkette

The stainless steel version is supplied with LONG-LIFE SS roller chain.

TPE Rubber: 75 ShA



Tab System



Article-Nr.	Chain	Ref.	A (Plate Width mm	Weight kg/m	Max working load (N)	Sideflex radius min. mm	Material
1161 01 07	C45	LF 1873 GT TAB K750	190,5	2,60	4500	457	LF
1162 01 07	Stainless Steel		190,5	2,60	3500		
1161 01 08	C45	LF 1873 GT TAB K1000	254,0	2,80	4500		
1162 01 08	Stainless Steel		254,0	2,80	3500		
1161 01 09	C45	LF 1873 GT TAB K1200	304,8	3,00	4500	610	
1162 01 09	Stainless Steel		304,8	3,00	3500		
1161 03 07	C45	MX 1873 GT TAB K750	190,5	2,60	4500	457	MX
1162 03 07	Stainless Steel		190,5	2,60	3500		
1161 03 08	C45	MX 1873 GT TAB K1000	254,0	2,80	4500		
1162 03 08	Stainless Steel		254,0	2,80	3500		
1161 03 09	C45	MX 1873 GT TAB K1200	304,8	3,00	4500	610	
1162 03 09	Stainless Steel		304,8	3,00	3500		

1873 GRIPPER GS1

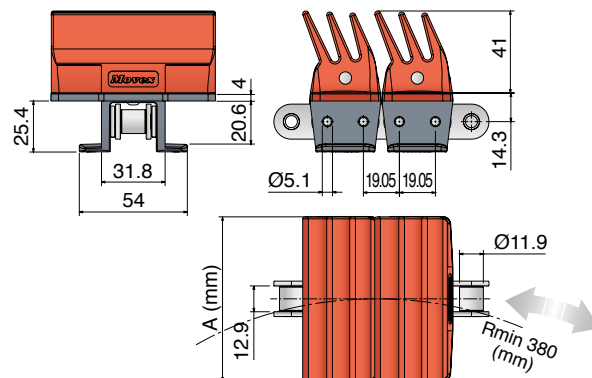
Catene in plastica / Plastic chains / Scharnierbandketten aus Kunststoff

1873 GRIPPER GS1

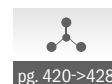
Catena curvilinea

Sideflexing chain / Kurvengängige Scharnierbandkette

The stainless steel version is supplied with LONG-LIFE SS roller chain.



Tab System

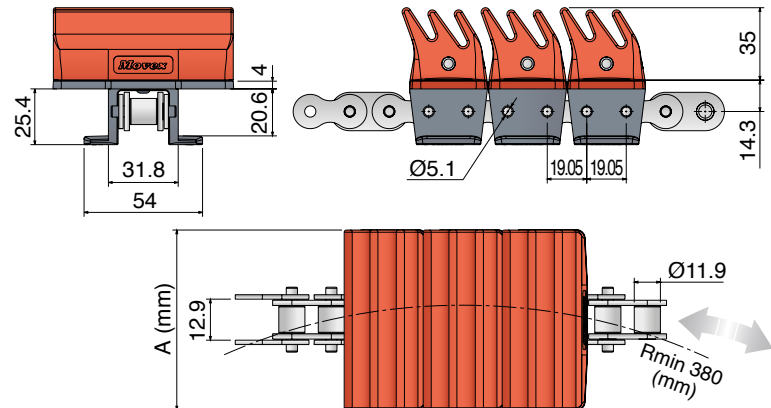


Article-Nr.	Chain	Ref.	A (Width) mm	Max working load (N)	Weight kg/m	Rubber	Material
1120 01 02	C45	1873 TAB K325 GR	82,5	4500	4,354	TPR	LFD
1120 01 05		1873 TAB K450 GR	114,3				
1120 02 02	Nickel Plated Steel	1873 NP TAB K325 GR	82,5	3500			
1120 02 05		1873 NP TAB K450 GR	114,3				
1120 03 02	Stainless Steel	1873 SS TAB K325 GR	82,5	3500			
1120 03 05		1873 SS TAB K450 GR	114,3				
1132 01 02	C45	1873 TAB K325 GR	82,5	4500	4,354	TPR	MX
1132 01 05		1873 TAB K450 GR	114,3				
1132 02 02	Nickel Plated Steel	1873 NP TAB K325 GR	82,5	3500			
1132 02 05		1873 NP TAB K450 GR	114,3				
1132 03 02	Stainless Steel	1873 SS TAB K325 GR	82,5	3500			
1132 03 05		1873 SS TAB K450 GR	114,3				
1121 01 02	C45	1873 TAB K325 GR	82,5	4500	4,354	EPDM-PP	PP
1121 01 05		1873 TAB K450 GR	114,3				
1121 02 02	Nickel Plated Steel	1873 NP TAB K325 GR	82,5	3500			
1121 02 05		1873 NP TAB K450 GR	114,3				
1121 03 02	Stainless Steel	1873 SS TAB K325 GR	82,5	3500			
1121 03 05		1873 SS TAB K450 GR	114,3				
1133 01 02	C45	1873 TAB K325 GR	82,5	4500	4,354	TPR	MWX
1133 01 05		1873 TAB K450 GR	114,3				
1133 02 02	Nickel Plated Steel	1873 NP TAB K325 GR	82,5	3500			
1133 02 05		1873 NP TAB K450 GR	114,3				
1133 03 02	Stainless Steel	1873 SS TAB K325 GR	82,5	3500			
1133 03 05		1873 SS TAB K450 GR	114,3				

1873 GRIPPER GS2

Catena curvilinea
Sideflexing chain / Kurvengängige Scharnierbandkette

The stainless steel version is supplied with LONG-LIFE SS roller chain.



Tab System

10 feet
3.048 m
80 links

SPROCKET
ASA 60
Standard on
market

pg. 141/146

pg. 420->428

Article-Nr.	Chain	Ref.	A (Width) mm	Max working load (N)	Weight kg/m	Rubber	Material
1128 01 02	C45	1873 TAB K325 GR	82,5	4500	4,354	TPR	LFD
1128 01 05		1873 TAB K450 GR	114,3				
1128 02 02	Nickel Plated Steel	1873 NP TAB K325 GR	82,5	3500			
1128 02 05		1873 NP TAB K450 GR	114,3				
1128 03 02	Stainless Steel	1873 SS TAB K325 GR	82,5	3500			
1128 03 05		1873 SS TAB K450 GR	114,3				
1134 01 02	C45	1873 TAB K325 GR	82,5	4500	4,354	TPR	MX
1134 01 05		1873 TAB K450 GR	114,3				
1134 02 02	Nickel Plated Steel	1873 NP TAB K325 GR	82,5	3500			
1134 02 05		1873 NP TAB K450 GR	114,3				
1134 03 02	Stainless Steel	1873 SS TAB K325 GR	82,5	3500			
1134 03 05		1873 SS TAB K450 GR	114,3				
1129 01 02	C45	1873 TAB K325 GR	82,5	4500	4,354	EPDM-PP	PP
1129 01 05		1873 TAB K450 GR	114,3				
1129 02 02	Nickel Plated Steel	1873 NP TAB K325 GR	82,5	3500			
1129 02 05		1873 NP TAB K450 GR	114,3				
1129 03 02	Stainless Steel	1873 SS TAB K325 GR	82,5	3500			
1129 03 05		1873 SS TAB K450 GR	114,3				
1135 01 02	C45	1873 TAB K325 GR	82,5	4500	4,354	TPR	MWX
1135 01 05		1873 TAB K450 GR	114,3				
1135 02 02	Nickel Plated Steel	1873 NP TAB K325 GR	82,5	3500			
1135 02 05		1873 NP TAB K450 GR	114,3				
1135 03 02	Stainless Steel	1873 SS TAB K325 GR	82,5	3500			
1135 03 05		1873 SS TAB K450 GR	114,3				

1873 GRIPPER GS4

Catene in plastica / Plastic chains / Scharnierbandketten aus Kunststoff

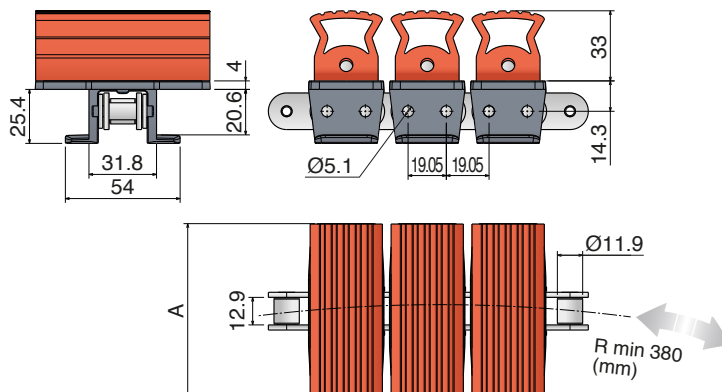
1873 GRIPPER GS4

Catena curvilinea

Sideflexing chain / Kurvengängige Scharnierbandkette

New

The stainless steel version is supplied with LONG-LIFE SS roller chain.



Tab System

10 feet
3.048 m
80 links

SPROCKET
ASA 60
Standard on
market

pg. 141/146

pg. 420->428

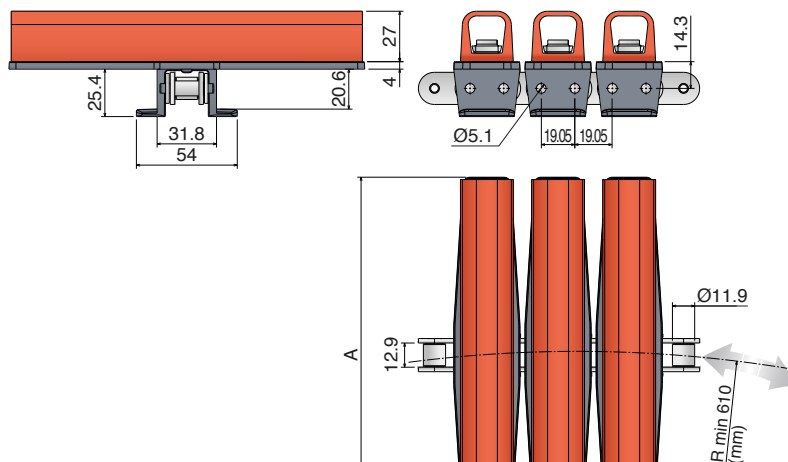
Article-Nr.	Chain	Ref.	A (Width mm	Max working load (N)	Weight kg/m	Rubber	Material
1183 01 02	C45	1873 TAB K325 GR	82,5	4500	4,15	TPR	LFD
1183 01 05		1873 TAB K450 GR	114,3				
1183 02 02	Nickel Plated Steel	1873 NP TAB K325 GR	82,5	3500			
1183 02 05		1873 NP TAB K450 GR	114,3				
1183 03 02	Stainless Steel	1873 SS TAB K325 GR	82,5	3500			
1183 03 05		1873 SS TAB K450 GR	114,3				
1184 01 02	C45	1873 TAB K325 GR	82,5	4500	4,15	TPR	MX
1184 01 05		1873 TAB K450 GR	114,3				
1184 02 02	Nickel Plated Steel	1873 NP TAB K325 GR	82,5	3500			
1184 02 05		1873 NP TAB K450 GR	114,3				
1184 03 02	Stainless Steel	1873 SS TAB K325 GR	82,5	3500			
1184 03 05		1873 SS TAB K450 GR	114,3				
1185 01 02	C45	1873 TAB K325 GR	82,5	4500	4,15	EPDM-PP	PP
1185 01 05		1873 TAB K450 GR	114,3				
1185 02 02	Nickel Plated Steel	1873 NP TAB K325 GR	82,5	3500			
1185 02 05		1873 NP TAB K450 GR	114,3				
1185 03 02	Stainless Steel	1873 SS TAB K325 GR	82,5	3500			
1185 03 05		1873 SS TAB K450 GR	114,3				
1186 01 02	C45	1873 TAB K325 GR	82,5	4500	4,15	TPR	MWX
1186 01 05		1873 TAB K450 GR	114,3				
1186 02 02	Nickel Plated Steel	1873 NP TAB K325 GR	82,5	3500			
1186 02 05		1873 NP TAB K450 GR	114,3				
1186 03 02	Stainless Steel	1873 SS TAB K325 GR	82,5	3500			
1186 03 05		1873 SS TAB K450 GR	114,3				

1873 D-SHAPE

Catena curvilinea
Sideflexing chain / Kurvengängige Scharnierbandkette

New

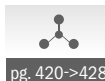
The stainless steel version is supplied with LONG-LIFE SS roller chain.



Tab System



SPROCKET
ASA 60
Standard on
market



Article-Nr.	Chain	Ref.	A (Width mm	Weight kg/m	Max working load (N)	Rubber	Material
1187 01 06	C45	1873 TAB K600 D	152,4	4,00	4500	TPR	LFD
1187 01 07		1873 TAB K750 D	190,5	4,90			
1187 02 06	Nickel Plated Steel	1873 NP TAB K600 D	152,4	4,00	3500		
1187 02 07		1873 NP TAB K750 D	190,5	4,90			
1187 03 06	Stainless Steel	1873 SS TAB K600 D	152,4	4,00	3500		
1187 03 07		1873 SS TAB K750 D	190,5	4,90			
1188 01 06	C45	1873 TAB K600 D	152,4	4,00	4500	TPR	MX
1188 01 07		1873 TAB K750 D	190,5	4,90			
1188 02 06	Nickel Plated Steel	1873 NP TAB K600 D	152,4	4,00	3500		
1188 02 07		1873 NP TAB K750 D	190,5	4,90			
1188 03 06	Stainless Steel	1873 SS TAB K600 D	152,4	4,00	3500		
1188 03 07		1873 SS TAB K750 D	190,5	4,90			
1189 01 06	C45	1873 TAB K600 D	152,4	4,00	4500	EPDM-PP	MPX
1189 01 07		1873 TAB K750 D	190,5	4,90			
1189 02 06	Nickel Plated Steel	1873 NP TAB K600 D	152,4	4,00	3500		
1189 02 07		1873 NP TAB K750 D	190,5	4,90			
1189 03 06	Stainless Steel	1873 SS TAB K600 D	152,4	4,00	3500		
1189 03 07		1873 SS TAB K750 D	190,5	4,90			



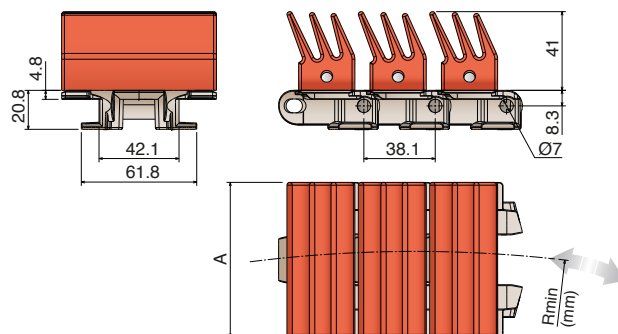

878 GRIPPER GS1/GS2/GS4

Catene in plastica / Plastic chains / Scharnierbandketten aus Kunststoff

878 GRIPPER

Catena curvilinea
Sideflexing chain / Kurvengängige Scharnierbandkette

New

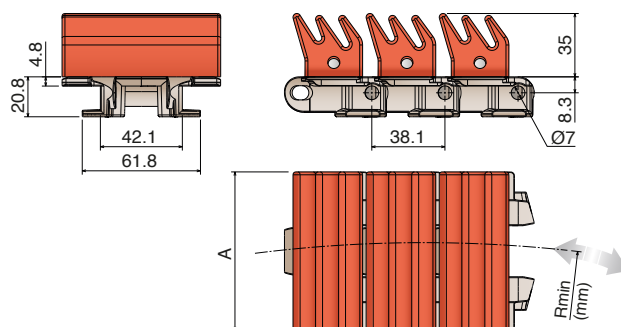


GS1

Tab System

10 feet 3.048 m	pg. 82-83	pg. 139/144	pg. 420->428
80 links			

Article-Nr.	Ref.	A (Plate Width) mm	R mm	Weight kg/m	Max working load (N)	Rubber	Material
1180 01 02	LF 878 GS1 K325	82,5	250	4,65	2200	TPR	LF

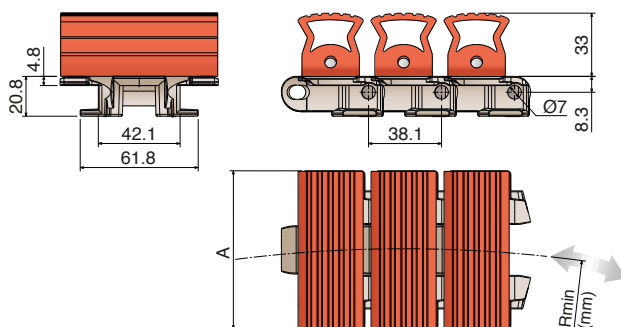


GS2

Tab System

10 feet 3.048 m	pg. 82-83	pg. 139/144	pg. 420->428
80 links			

Article-Nr.	Ref.	A (Plate Width) mm	R mm	Weight kg/m	Max working load (N)	Rubber	Material
1181 01 02	LF 878 GS2 K325	82,5	250	4,05	2200	TPR	LF



GS4

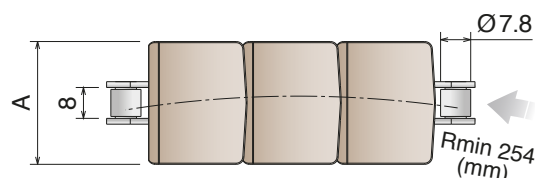
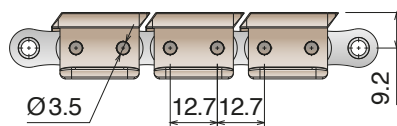
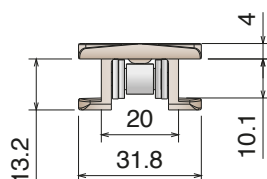

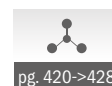
Tab System

10 feet 3.048 m	pg. 82-83	pg. 139/144	pg. 420->428
80 links			

Article-Nr.	Ref.	A (Plate Width) mm	R mm	Weight kg/m	Max working load (N)	Rubber	Material
1182 01 02	LF 878 GS4 K325	82,5	250	4,10	2200	TPR	LF

1843

Catena curvilinea
Sideflexing chain / Kurvengängige Scharnierbandkette

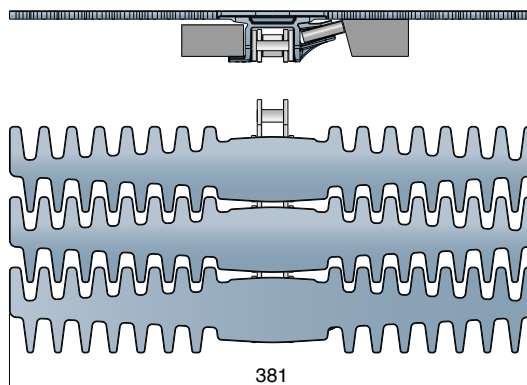

New**Tab System**

Article-Nr.	Chain	Ref.	A (Plate Width) mm	R mm	Weight kg/m	Max working load (N)	Backflex radius min. mm	Material
1140 01 17	C45	LF 1843 TAB K125	31,8	254	0,74	2700	50	LF
1141 01 17	Stainless Steel		31,8	254	0,74	1900		
1140 01 19	C45	LF 1843 TAB K200	50,8	254	0,89	2700		
1141 01 19	Stainless Steel		50,8	254	0,89	1900		
1140 03 17	C45	MX 1843 TAB K125	31,8	254	0,74	2700	50	MX
1141 03 17	Stainless Steel		31,8	254	0,74	1900		
1140 03 19	C45	MX 1843 TAB K200	50,8	254	0,89	2700		
1141 03 19	Stainless Steel		50,8	254	0,89	1900		

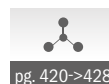
SP 1883

Catena curvilinea
Sideflexing chain / Kurvengängige Scharnierbandkette

New




SPROCKET
ASA 80
Standard on
market




Article-Nr.	Chain	Ref.	A (Plate Width) mm	Weight kg/m	Max working load (N)	Sideflex radius min. mm	Material
1164 01 10	C45	LFA SP 1883 TAB K1500	381,0	12,5	4500	711	LFA
1164 03 10	Stainless Steel		381,0	12,5	3500		


Spiral Conveyor Technology




Grip Top



Reinforced
Chain C45 or SS
Pitch 25.4 mm



Flat Top

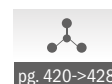
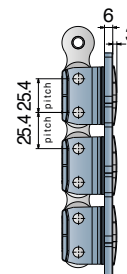
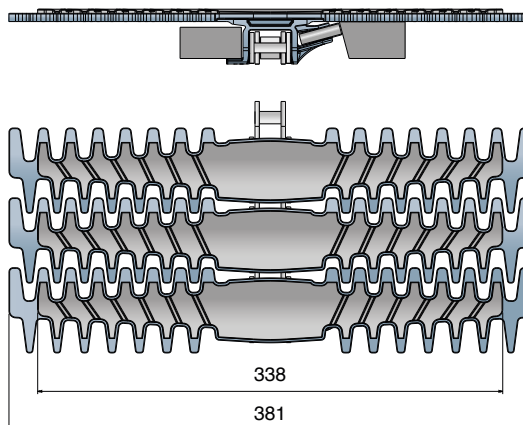



SS Ball Bearing

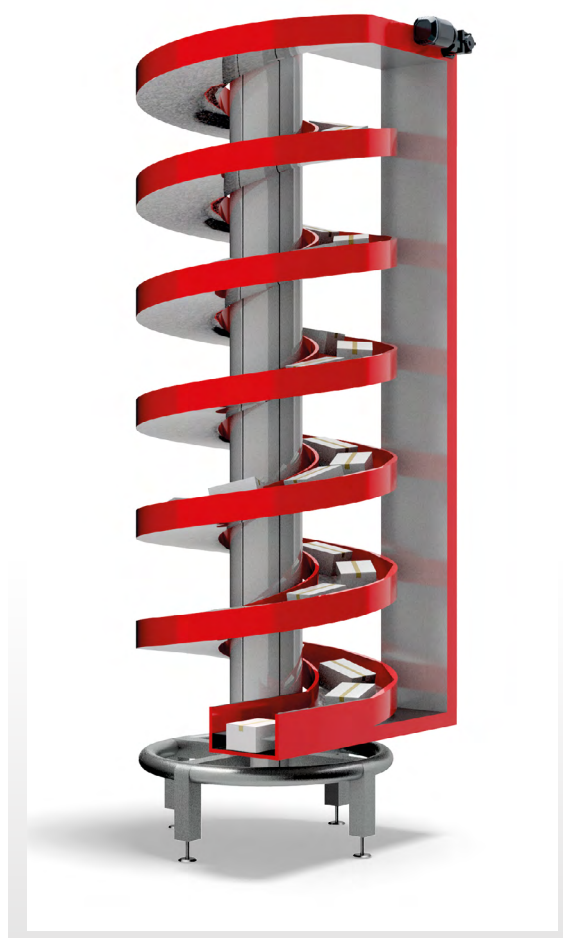
SP 1883 GT

Catena curvilinea
Sideflexing chain / Kurvengängige Scharnierbandkette

New



Article-Nr.	Chain	Ref.	A (Plate Width) mm	Weight kg/m	Max working load (N)	Sideflex radius min. mm	Material
1165 01 10	C45	LFA SP 1883 GT TAB K1500	381,0	13,0	4500	711	LFA
1165 03 10	Stainless Steel		381,0	13,0	3500		



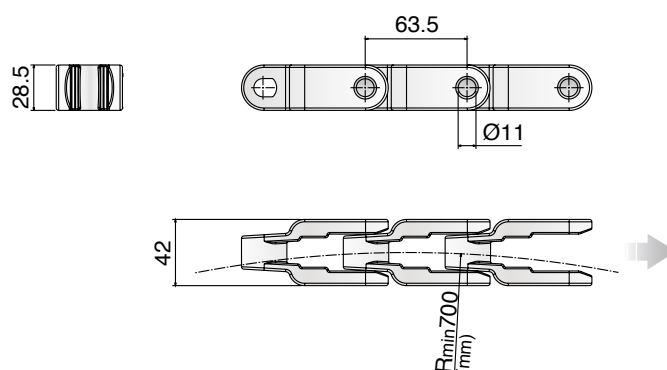

CC 600-CC600 TAB

Catene in plastica / Plastic chains / Scharnierbandketten aus Kunststoff

CC 600

Catena curvilinea
Sideflexing chain / Kurvengängige Scharnierbandkette

Pins: Stainless Steel | Backflex radius min.: 50 mm



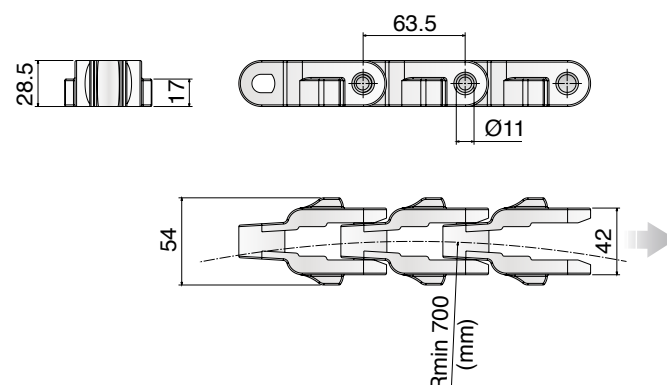

 10 feet 3.048 m	 pg. 90	 pg. 420->428
80 links	pg. 90	pg. 420->428

Article-Nr.	Ref.	A (Plate Width) mm	Weight kg/m	Max working load (N)	Material
1122 04 00	CC 600	42	1,35	4000	LFN
1122 03 00	CC 600	42	1,35	3200	MX

CC 600 TAB

Catena curvilinea
Sideflexing chain / Kurvengängige Scharnierbandkette

Pins: Stainless Steel | Backflex radius min.: 50 mm



Tab System

 10 feet 3.048 m	 pg. 90	 pg. 420->428
80 links	pg. 90	pg. 420->428

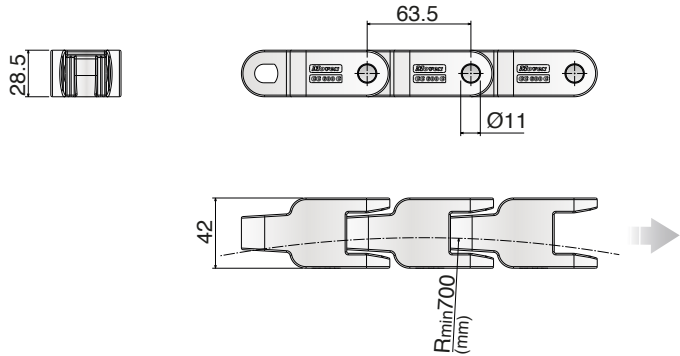

Article-Nr.	Ref.	A (Plate Width) mm	Weight kg/m	Max working load (N)	Material
1123 04 00	CC 600 TAB	42	1,45	4000	LFN
1123 03 00	CC 600 TAB	42	1,45	3200	MX

CC 600 D

Catena curvilinea
Sideflexing chain / Kurvengängige Scharnierbandkette

New

Pins: Stainless Steel | Backflex radius min.: 50 mm



 10 feet 3.048 m	 pg. 90	 pg. 420->428
80 links		

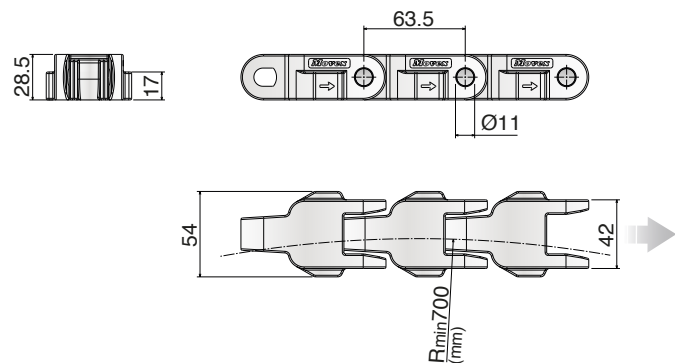

Article-Nr.	Ref.	A (Plate Width) mm	Weight kg/m	Max working load (N)	Material
1122 04 10	CC 600 D	42	1,40	4000	LFN
1122 03 10	CC 600 D	42	1,40	3200	MX

CC 600 D TAB

Catena curvilinea
Sideflexing chain / Kurvengängige Scharnierbandkette

New

Pins: Stainless Steel | Backflex radius min.: 50 mm



Tab System

 10 feet 3.048 m	 pg. 90	 pg. 420->428
80 links		

Article-Nr.	Ref.	A (Plate Width) mm	Weight kg/m	Max working load (N)	Material
1123 04 10	CC 600 D TAB	42	1,55	4000	LFN
1123 03 10	CC 600 D TAB	42	1,55	3200	MX

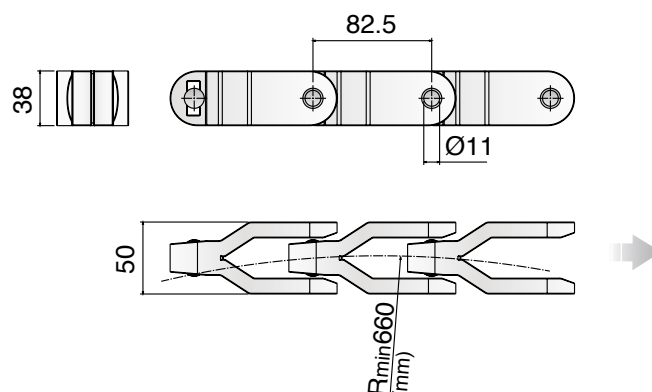
CC 1400-CC 1400 TAB

Catene in plastica / Plastic chains / Scharnierbandketten aus Kunststoff

CC 1400

Catena curvilinea
Sideflexing chain / Kurvengängige Scharnierbandkette

Pins: Stainless Steel | Backflex radius min.: 50 mm

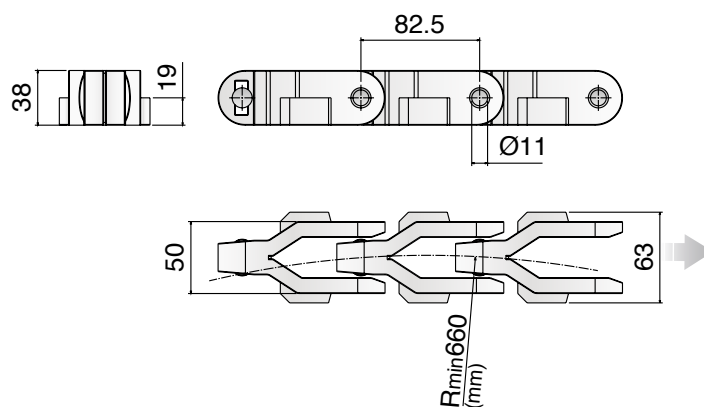


Article-Nr.	Ref.	A (Plate Width) mm	Weight kg/m	Max working load (N)	Material
1130 04 00	CC 1400	50	3,24	6500	LFN
1130 03 00	CC 1400	50	3,24	5200	MX

CC 1400 TAB

Catena curvilinea
Sideflexing chain / Kurvengängige Scharnierbandkette

Pins: Stainless Steel | Backflex radius min.: 50 mm



Tab System



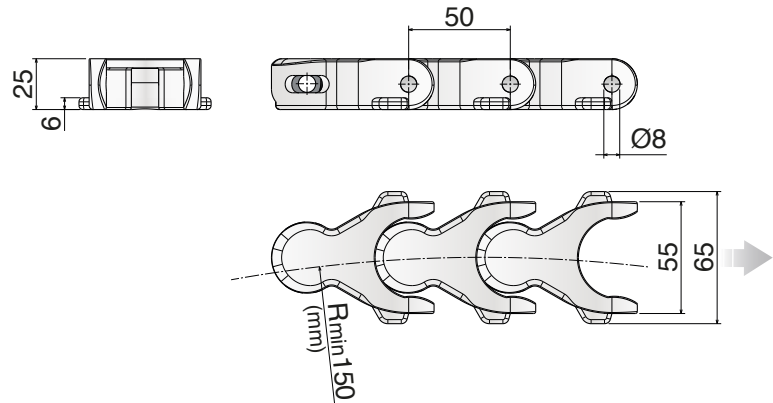
Article-Nr.	Ref.	A (Plate Width) mm	Weight kg/m	Max working load (N)	Material
1131 04 00	CC 1400 TAB	50	3,24	6500	LFN
1131 03 00	CC 1400 TAB	50	3,24	5200	MX

1701 TAB OP

Catena curvilinea
Sideflexing chain / Kurvengängige Scharnierbandkette

New

Pins: Stainless Steel | Backflex radius min.: 50 mm



Tab System

 10 feet 3.048 m			
80 links	pg. 91	pg. 143/148	pg. 420->428

Article-Nr.	Ref.	A (Plate Width) mm	Weight kg/m	Max working load (N)	Material
1136 04 00	LF 1701 TAB OP	55	1,40	2700	LFN
1136 03 00	MX 1701 TAB OP	55	1,40	2160	MX

1701 TAB OPF

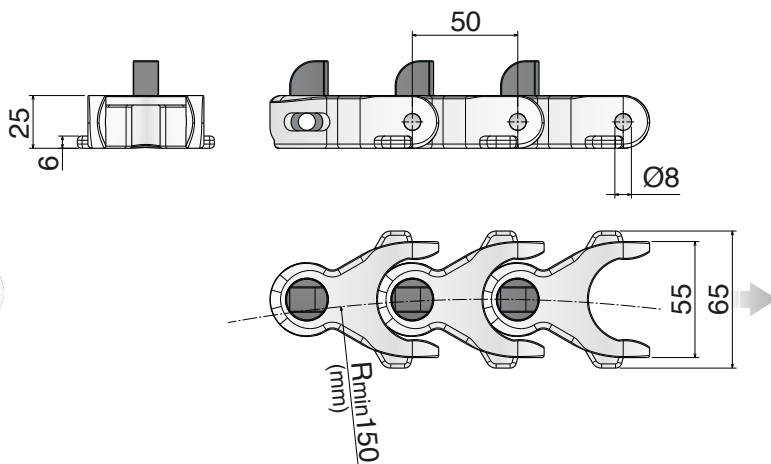
Catene in plastica / Plastic chains / Scharnierbandketten aus Kunststoff

1701 TAB OPF

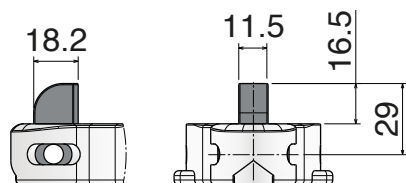
Catena curvilinea
Sideflexing chain / Kurvengängige Scharnierbandkette

New

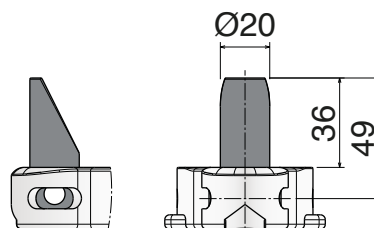
Pins: Stainless Steel



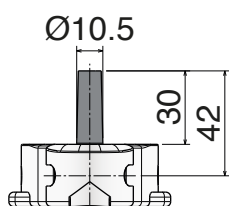
Type A



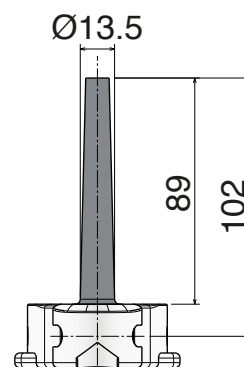
Type B



Type C



Type D



Tab System

10 feet
3.048 m
80 links

pg. 91

pg. 143/148

pg. 420->428

Article-Nr.	Ref.	A (Plate Width) mm	Weight kg/m	Max working load (N)	Material
1136 04 00-FA	1701 TAB Type A	55	1,60	2700	LFN
1136 04 00-FB	1701 TAB Type B	55	1,60		
1136 04 00-FC	1701 TAB Type C	55	2,00		
1136 04 00-FD	1701 TAB Type D	55	2,30		

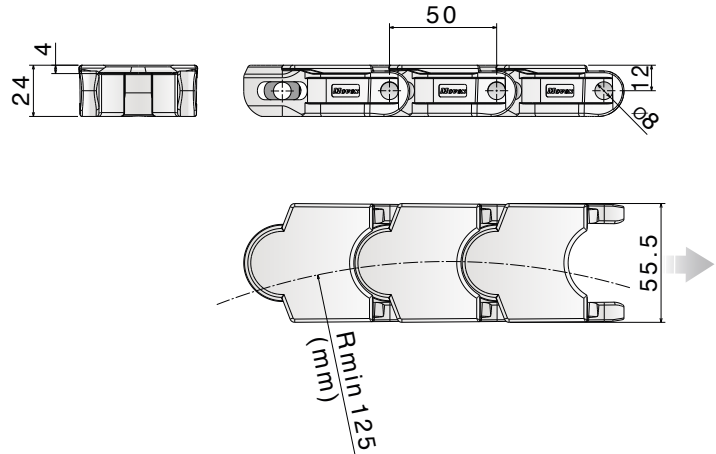
Movex

1706

Catena curvilinea
Sideflexing chain / Kurvengängige Scharnierbandkette

New

Pins: Stainless Steel | Backflex radius min.: 50 mm



10 feet 3.048 m			
80 links	pg. 91	pg. 143/148	pg. 420->428

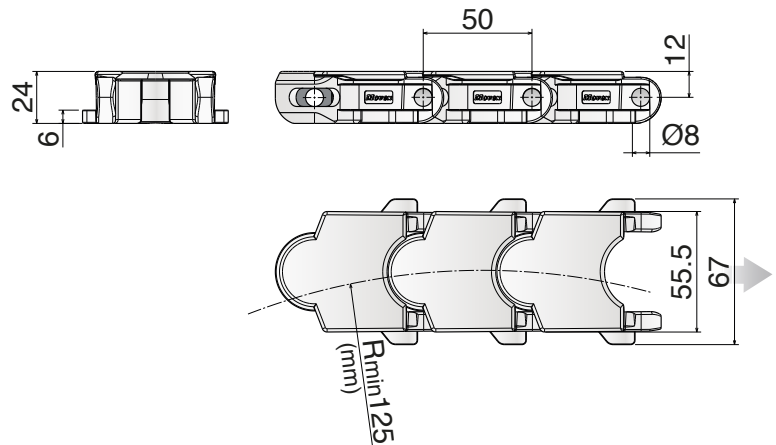
Article-Nr.	Ref.	A (Plate Width) mm	Weight kg/m	Max working load (N)	Material
1172 04 00	LF 1706	55,5	1,35	2300	LFN
1172 03 00	MX 1706	55,5	1,35	1900	MX

1706 TAB

Catena curvilinea
Sideflexing chain / Kurvengängige Scharnierbandkette

New

Pins: Stainless Steel | Backflex radius min.: 50 mm



Tab System

10 feet 3.048 m			
80 links	pg. 91	pg. 143/148	pg. 420->428

Article-Nr.	Ref.	A (Plate Width) mm	Weight kg/m	Max working load (N)	Material
1173 04 00	LF 1706 TAB	55,5	1,38	2300	LFN
1173 03 00	MX 1706 TAB	55,5	1,38	1900	MX



Ingranaggi

L'ingranaggio è uno dei più importanti componenti di un impianto di trasporto. Una ruota ben disegnata assicura una migliore performance e una maggior durata del trasportatore. Offriamo una vasta gamma di ruote fresate e stampate per soddisfare ogni necessità applicativa.

Gli ingranaggi Movex nascono da anni di esperienza specifica ed offriamo la più avanzata soluzione:

1. Tutte le ruote sono concepite in due pezzi per un più facile montaggio/smontaggio sull'albero.
2. Tutte le superfici sono lisce per prevenire qualsiasi deposito.
3. I nostri ingranaggi sono ottenuti dal miglior poliammide per assicurare la più lunga durata e resistenza all'usura.
4. Il profilo del dente è specificamente disegnato per offrire la maggior superficie di contatto con la catena e/o il tappeto riducendo la forza esercitata su ciascun dente consentendo una vita più lunga dell'ingranaggio. Il design è sviluppato inoltre tenendo conto dell'allungamento naturale di catena/tappeto, garantendo agli stessi di performare senza problemi entro la soglia di tolleranza dell'allungamento.
5. Le viti in acciaio inossidabile vengono accoppiate con dadi autobloccanti e/o inserti nichelati per consentire un più facile smontaggio/riassembaggio anche dopo un lungo periodo dall'installazione.

Sprockets

The sprocket is one of the most important parts of a conveyor. A well designed sprocket will ensure that the conveyor runs smoothly and efficiently for a long time. We have a wide variety of machined and molded sprockets to cover all application needs. Movex Sprockets are designed based on many years of experience to provide you the ultimate solution.

1. All our sprockets are designed split so that it can be installed and uninstalled from the shaft easily.
2. All surfaces and edges from the sprockets are smooth to prevent dirt depositing easily. This makes cleaning easier, maintaining a high hygiene standard.
3. Our sprockets are produced from the best polyamide material to ensure longer wear life.
4. The sprocket teeth are uniquely designed to provide maximum contact surface with the chain henceforth giving lowest applied force per tooth. This ensures longer wear life for the sprocket. In addition the sprockets are designed in such a way that chain elongation tolerances can be absorbed. This will assure a life-long positive engagement between chain and sprocket.
5. Bolts used to assemble the sprockets are paired with nickel or zinc plated steel nuts to ensure easy removal.

Kettenräder

Das Kettenrad ist eines der wichtigsten Komponenten in Transportanlagen. Ein intelligentes Design gewährleistet einen ruhigen Lauf und Effizienz für einen langen Zeitraum. Wir bieten ein umfangreiches Programm in gefräster oder gespritzter Ausführung um Ihren Anforderungen gerecht zu werden.

Movex Kettenräder basieren auf jahrelangen Erfahrungen aus verschiedenen Industrien und vereinigen diese Erkenntnisse in einem innovativen Design.

1. Alle unsere Kettenräder sind zweigeteilt, d.h. einfache Montage und Demontage ohne großen Zeitaufwand.
2. Alle Oberflächen sind glatt um Schmutzablagerungen zu vermeiden dies erleichtert eine schnelle und einfache Reinigung.
3. Die Auswahl der Materialien bietet eine lange Lebensdauer.
4. Die Zahnform ist so gewählt, dass maximale Kontaktfläche mit der Kette / Mattenkette erreicht wird. Dies ermöglicht eine lange Lebensdauer des Kettenrades und der Kette. Das Kettenraddesign ermöglicht die Kompensation einer gewissen Kettenlänge.
5. Schrauben aus Edelstahl verbunden mit einer selbstsichernden Mutter aus vernickeltem Stahl. Damit lassen sich die Räder auch noch nach Jahren problemlos demontieren.



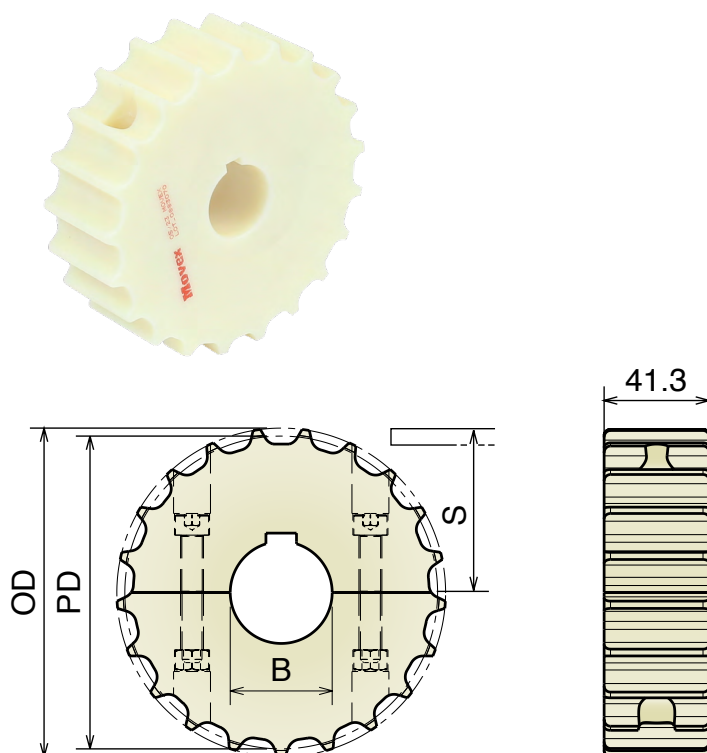
815 Pag 74	815 Pag 74	815 Pag 75	815 Pag 75	881 Pag 76	881 Pag 76
881 Pag 77	881 Pag 77	805-821 Pag 78	805-821 Pag 78	8157 Pag 79	8157 Pag 79
820-831 Pag 80	820-831 Pag 80	820-831 Pag 81	820-831 Pag 81	880 Pag 82	880 Pag 82
880 Pag 83	880 Pag 83	882 Pag 84	882 Pag 84	882 Pag 85	882 Pag 85
512 Pag 86	512 Pag 86	815 Pag 87	8157 Pag 87	805 Pag 88	820 Pag 88
815 MINI Pag 89	815 MINI Pag 89	CC 600 Pag 90	CC 1400 Pag 90	1701-1706 Pag 91	1701-1706 Pag 91

815

Ruota traino divisa, fresata

Split drive sprocket, machined / geteiltes Antriebskettenrad gefräst

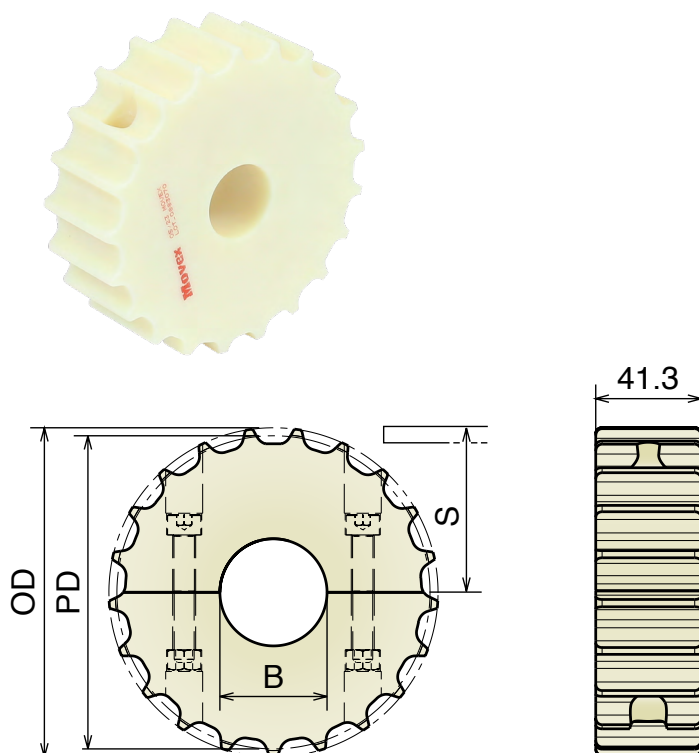
Used also for Series 881 M



Part	Article-Nr.	Z	Bore	PD	OD	S
501	50101	17	25	105,5	103,9	55,9
501	50102		30			
501	50103		35			
501	50104		40			
502	50201	19	25	117,3	117,0	61,9
502	50202		30			
502	50203		35			
502	50204		40			
503	50301	21	25	129,3	129,0	67,8
503	50302		30			
503	50303		35			
503	50304		40			
504	50401	23	25	141,2	142,0	73,8
504	50402		30			
504	50403		35			
504	50404		40			
505	50501	25	25	153,2	154,0	79,8
505	50502		30			
505	50503		35			
505	50504		40			
506	50601	27	25	165,2	166,8	85,8
506	50602		30			
506	50603		35			
506	50604		40			
507	50701	29	25	177,2	178,5	91,8
507	50702		30			
507	50703		35			
507	50704		40			

Ruota rinvio divisa, fresata

Split idler sprocket, machined / geteiltes Umlenkrad, gefräst



Part	Article-Nr.	Z	Bore	PD	OD	S
501	50150	17	18*	105,5	103,9	55,9
501	50151		25			
501	50152		30			
501	50153		35			
501	50154		40			
502	50250	19	18*	117,3	117,0	61,9
502	50251		25			
502	50252		30			
502	50253		35			
502	50254		40			
503	50350	21	18*	129,3	129,0	67,8
503	50351		25			
503	50352		30			
503	50353		35			
503	50354		40			
504	50450	23	18*	141,2	142,0	73,8
504	50451		25			
504	50452		30			
504	50453		35			
504	50454		40			
505	50550	25	18*	153,2	154,0	79,8
505	50551		25			
505	50552		30			
505	50553		35			
505	50554		40			
506	50650	27	18*	165,2	166,8	85,8
506	50651		25			
506	50652		30			
506	50653		35			
506	50654		40			
507	50750	29	18*	177,2	178,5	91,8
507	50751		25			
507	50752		30			
507	50753		35			
507	50754		40			

*Plain Bore

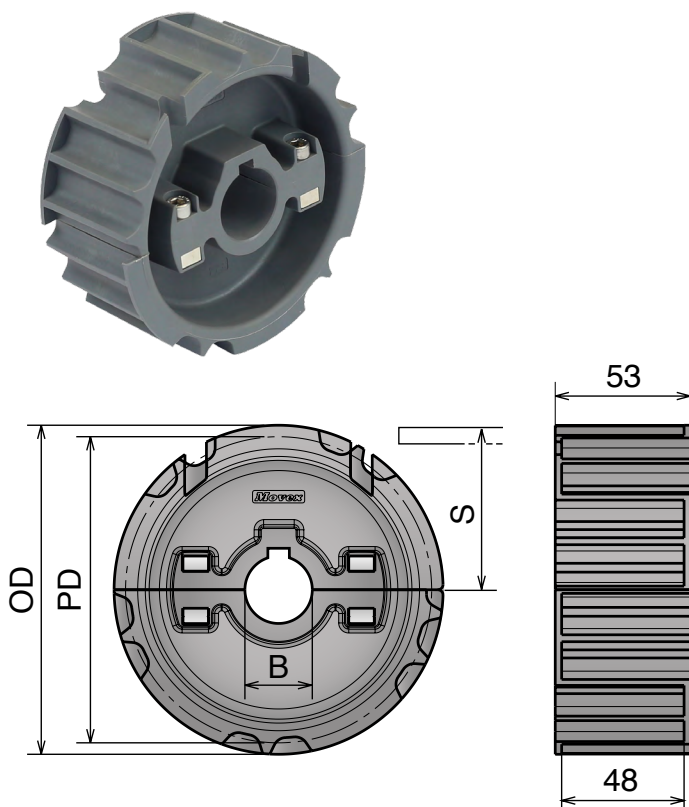
815

Ruota traino divisa, stampata

Split drive sprocket, molded / geteiltes Antriebskettenrad, gespritzt

Used also for Series 881 M

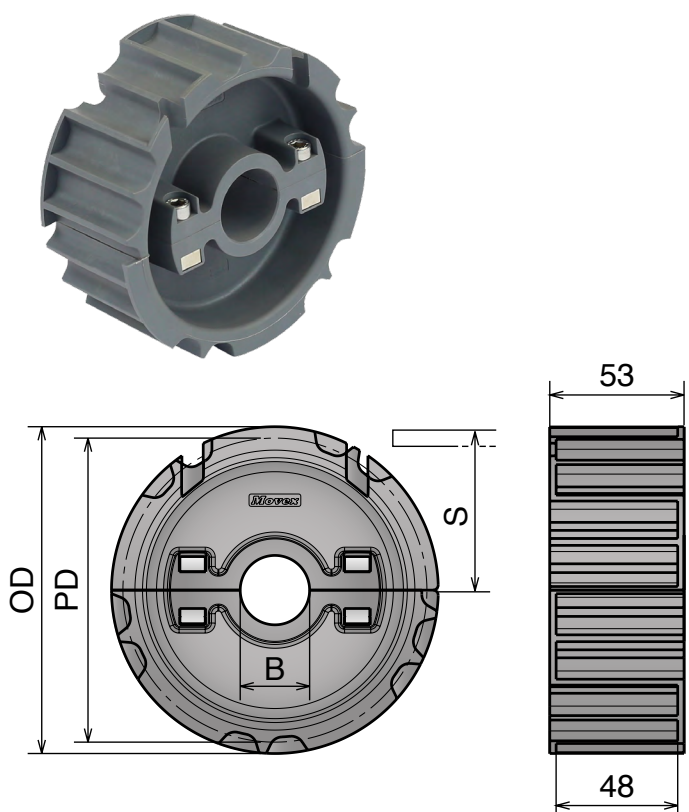
Part	Article-Nr.	Z-	Bore	PD	OD	S
508	50801	21	25	129,3	129,0	67,8
508	50802		30			
508	50803		35			
508	50804		40			
509	50901	23	25	141,2	142,0	73,8
509	50902		30			
509	50903		35			
509	50904		40			
510	51001	25	25	153,2	154,0	79,8
510	51002		30			
510	51003		35			
510	51004		40			



Ruota rinvio divisa, stampata

Split idler sprocket, molded / geteiltes Umlenkrad, gespritzt

Part	Article-Nr.	Z-	Bore	PD	OD	S
508	50851	21	25	129,3	129,0	67,8
508	50852		30			
508	50853		35			
508	50854		40			
509	50951	23	25	141,2	142,0	73,8
509	50952		30			
509	50953		35			
509	50954		40			
510	51051	25	25	153,2	154,0	79,8
510	51052		30			
510	51053		35			
510	51054		40			

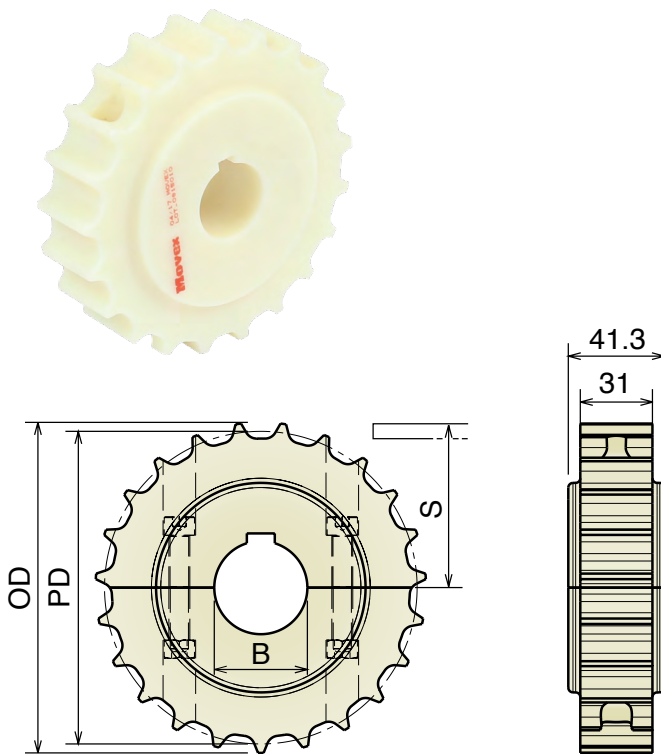


881

Ruota traino divisa, fresata

Split drive sprocket, machined / geteiltes Antriebskettenrad gefräst

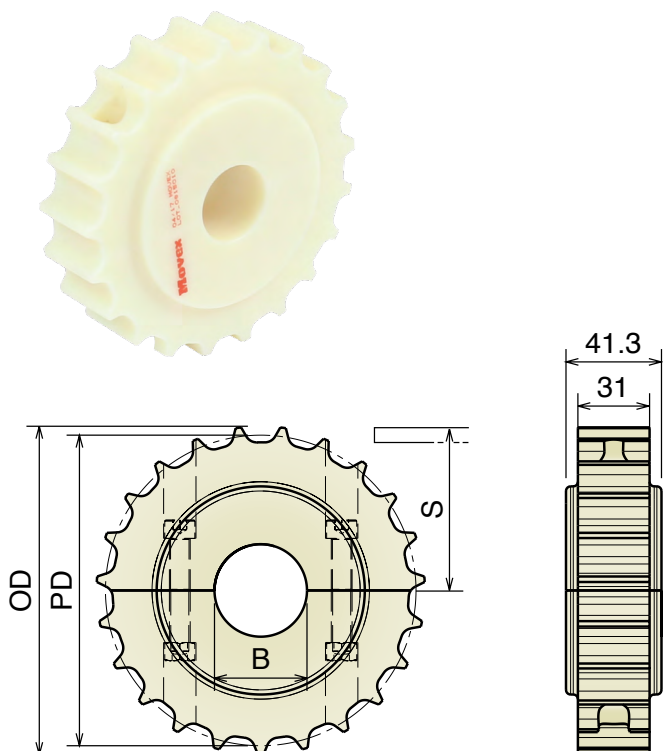
Used for Series 881 B and 881 TAB



Part	Article-Nr.	Z	Bore	PD	OD	S
511	51101	17	25	105,5	103,9	55,9
511	51102		30			
511	51103		35			
511	51104		40			
512	51201	19	25	117,3	117,0	61,9
512	51202		30			
512	51203		35			
512	51204		40			
513	51301	21	25	129,3	129,0	67,8
513	51302		30			
513	51303		35			
513	51304		40			
514	51401	23	25	141,2	142,0	73,8
514	51402		30			
514	51403		35			
514	51404		40			
515	51501	25	25	153,2	154,0	79,8
515	51502		30			
515	51503		35			
515	51504		40			
516	51601	27	25	165,2	166,8	85,8
516	51602		30			
516	51603		35			
516	51604		40			
517	51701	29	25	177,2	178,5	91,8
517	51702		30			
517	51703		35			
517	51704		40			

Ruota rinvio divisa, fresata

Split idler sprocket, machined / geteiltes Umlenkrad, gefräst



Part	Article-Nr.	Z	Bore	PD	OD	S
511	51150	17	18*	105,5	103,9	55,9
511	51151		25			
511	51152		30			
511	51153		35			
511	51154		40			
512	51250	19	18*	117,3	117,0	61,9
512	51251		25			
512	51252		30			
512	51253		35			
512	51254		40			
513	51350	21	18*	129,3	129,0	67,8
513	51351		25			
513	51352		30			
513	51353		35			
513	51354		40			
514	51450	23	18*	141,2	142,0	73,8
514	51451		25			
514	51452		30			
514	51453		35			
514	51454		40			
515	51550	25	18*	153,2	154,0	79,8
515	51551		25			
515	51552		30			
515	51553		35			
515	51554		40			
516	51650	27	18*	165,2	166,8	85,8
516	51651		25			
516	51652		30			
516	51653		35			
516	51654		40			
517	51750	29	18*	177,2	178,5	91,8
517	51751		25			
517	51752		30			
517	51753		35			
517	51754		40			

*Plain Bore

Materiale / Material / Materialien:

Poliammide rinforzato/Polyamide reinforced/Verstärktes Polyamid

Viti: Acciaio inox/Screws: Stainless steel/Schrauben: Edelstahl

Dadi: ferro zincato/Nuts: zinc plated steel/Mutter: verzinkter Stahl

881

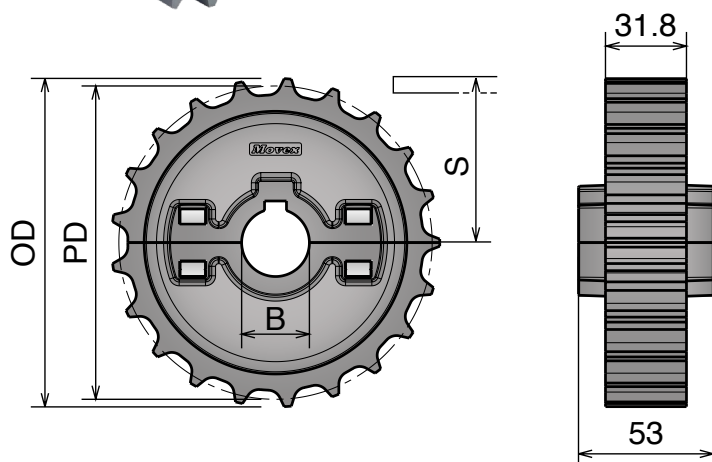
Ruote dentate per catene / Chain sprockets / Kettenräder für Scharnierbandketten

881

Ruota traino divisa, stampata

Split drive sprocket, molded / geteiltes Antriebskettenrad, gespritzt

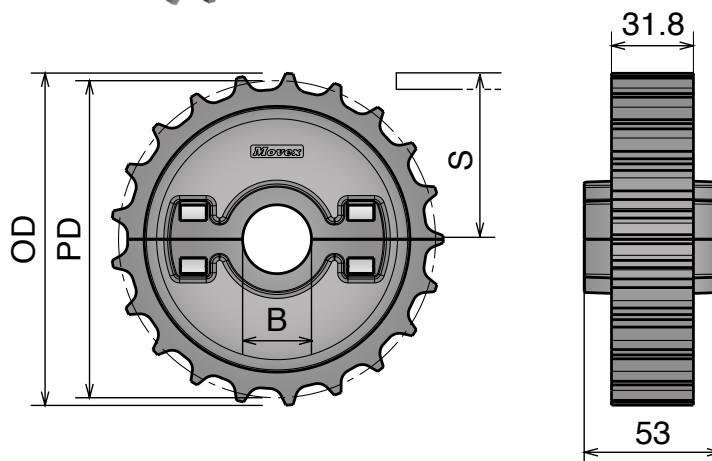
Used for Series 881 B and 881 TAB



Part	Article-Nr.	Z-	Bore	PD	OD	S
518	51801	21	25	129,3	129,0	67,8
518	51802		30			
518	51803		35			
518	51804		40			
519	51901	23	25	141,2	142,0	73,8
519	51902		30			
519	51903		35			
519	51904		40			
520	52001	25	25	153,2	154,0	79,8
520	52002		30			
520	52003		35			
520	52004		40			

Ruota rinvio divisa, stampata

Split idler sprocket, molded / geteiltes Umlenkrad, gespritzt


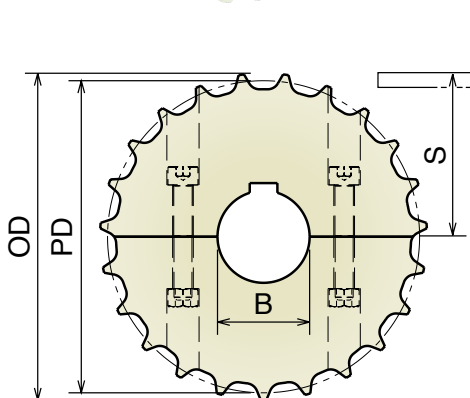



Part	Article-Nr.	Z-	Bore	PD	OD	S
518	51851	21	25	129,3	129,0	67,8
518	51852		30			
518	51853		35			
518	51854		40			
519	51951	23	25	141,2	142,0	73,8
519	51952		30			
519	51953		35			
519	51954		40			
520	52051	25	25	153,2	154,0	79,8
520	52052		30			
520	52053		35			
520	52054		40			

805-821

Ruota traino divisa, fresata


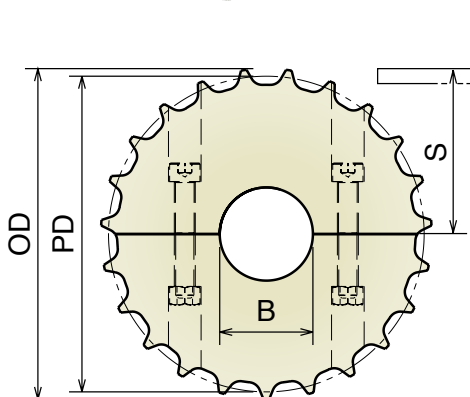
Split drive sprocket, machined / geteiltes Antriebskettenrad gefräst



Part	Article-Nr.	Z	Bore	PD	OD	S
521	52101	17	25	105,5	103,9	55,9
521	52102		30			
521	52103		35			
521	52104		40			
522	52201	19	25	117,3	117,0	61,9
522	52202		30			
522	52203		35			
522	52204		40			
523	52301	21	25	129,3	129,0	67,8
523	52302		30			
523	52303		35			
523	52304		40			
524	52401	23	25	141,2	142,0	73,8
524	52402		30			
524	52403		35			
524	52404		40			
525	52501	25	25	153,2	154,0	79,8
525	52502		30			
525	52503		35			
525	52504		40			
526	52601	27	25	165,2	166,8	85,8
526	52602		30			
526	52603		35			
526	52604		40			
527	52701	29	25	177,2	178,5	91,8
527	52702		30			
527	52703		35			
527	52704		40			

Ruota rinvio divisa, fresata

Split idler sprocket, machined / geteiltes Umlenkrad, gefräst



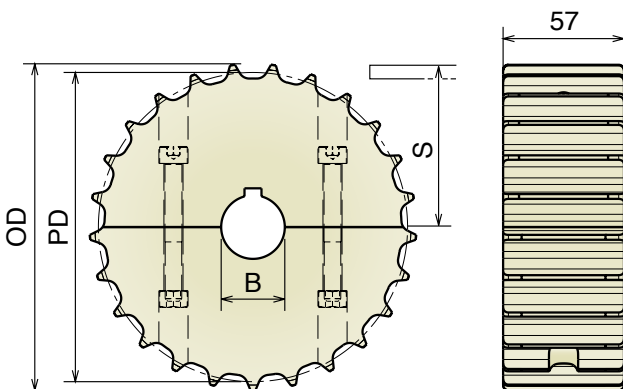
Part	Article-Nr.	Z	Bore	PD	OD	S
521	52150	17	18*	105,5	103,9	55,9
521	52151		25			
521	52152		30			
521	52153		35			
521	52154		40			
522	52250	19	18*	117,3	117,0	61,9
522	52251		25			
522	52252		30			
522	52253		35			
522	52254		40			
523	52350	21	18*	129,3	129,0	67,8
523	52351		25			
523	52352		30			
523	52353		35			
523	52354		40			
524	52450	23	18*	141,2	142,0	73,8
524	52451		25			
524	52452		30			
524	52453		35			
524	52454		40			
525	52550	25	18*	153,2	154,0	79,8
525	52551		25			
525	52552		30			
525	52553		35			
525	52554		40			
526	52650	27	18*	165,2	166,8	85,8
526	52651		25			
526	52652		30			
526	52653		35			
526	52654		40			
527	52750	29	18*	177,2	178,5	91,8
527	52751		25			
527	52752		30			
527	52753		35			
527	52754		40			

*Plain Bore

8157

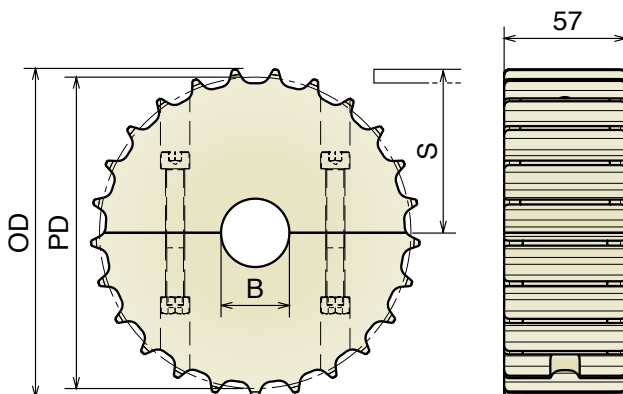
Ruota traino divisa, fresata

Split drive sprocket, machined / geteiltes Antriebskettenrad gefräst



Ruota rinvio divisa, fresata

Split idler sprocket, machined / geteiltes Umlenkrad, gefräst



Part	Article-Nr.	Z-	Bore	PD	OD	S
528	52801	17	25	105,5	103,9	55,9
528	52802		30			
528	52803		35			
528	52804		40			
529	52901	19	25	117,3	117,0	61,9
529	52902		30			
529	52903		35			
529	52904		40			
530	53001	21	25	129,3	129,0	67,8
530	53002		30			
530	53003		35			
530	53004		40			
531	53101	23	25	141,2	142,0	73,8
531	53102		30			
531	53103		35			
531	53104		40			
532	53201	25	25	153,2	154,0	79,8
532	53202		30			
532	53203		35			
532	53204		40			
533	53301	27	25	165,2	166,8	85,8
533	53302		30			
533	53303		35			
533	53304		40			
534	53401	29	25	177,2	178,5	91,8
534	53402		30			
534	53403		35			
534	53404		40			

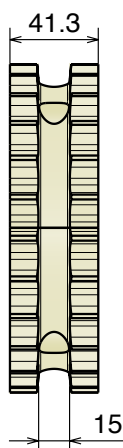
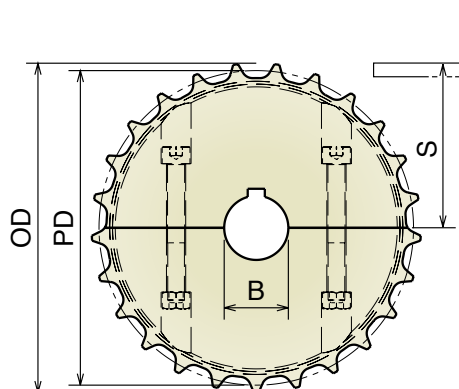
Part	Article-Nr.	Z-	Bore	PD	OD	S
528	52850	17	18*	105,5	103,9	55,9
528	52851		25			
528	52852		30			
528	52853		35			
528	52854		40			
529	52950	19	18*	117,3	117,0	61,9
529	52951		25			
529	52952		30			
529	52953		35			
529	52954		40			
530	53050	21	18*	129,3	129,0	67,8
530	53051		25			
530	53052		30			
530	53053		35			
530	53054		40			
531	53150	23	18*	141,2	142,0	73,8
531	53151		25			
531	53152		30			
531	53153		35			
531	53154		40			
532	53250	25	18*	153,2	154,0	79,8
532	53251		25			
532	53252		30			
532	53253		35			
532	53254		40			
533	53350	27	18*	165,2	166,8	85,8
533	53351		25			
533	53352		30			
533	53353		35			
533	53354		40			
534	53450	29	18*	177,2	178,5	91,8
534	53451		25			
534	53452		30			
534	53453		35			
534	53454		40			

*Plain Bore

820-831

Ruota traino divisa, fresata

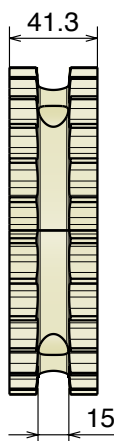
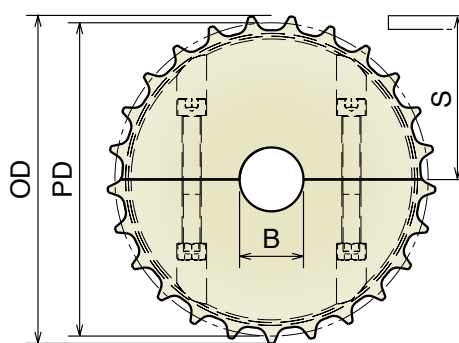
Split drive sprocket, machined / geteiltes Antriebskettenrad gefräst



Part	Article-Nr.	Z	Bore	PD	OD	S
535	53501	17	25	105,5	103,9	55,9
535	53502		30			
535	53503		35			
535	53504		40			
536	53601	19	25	117,3	117,0	61,9
536	53602		30			
536	53603		35			
536	53604		40			
537	53701	21	25	129,3	129,0	67,8
537	53702		30			
537	53703		35			
537	53704		40			
538	53801	23	25	141,2	142,0	73,8
538	53802		30			
538	53803		35			
538	53804		40			
539	53901	25	25	153,2	154,0	79,8
539	53902		30			
539	53903		35			
539	53904		40			
540	54001	27	25	165,2	166,8	85,8
540	54002		30			
540	54003		35			
540	54004		40			
541	54101	29	25	177,2	178,5	91,8
541	54102		30			
541	54103		35			
541	54104		40			

Ruota rinvio divisa, fresata

Split idler sprocket, machined / geteiltes Umlenkrad, gefräst



Part	Article-Nr.	Z	Bore	PD	OD	S
535	53550	17	18*	105,5	103,9	55,9
535	53551		25			
535	53552		30			
535	53553		35			
535	53554		40			
536	53650	19	18*	117,3	117,0	61,9
536	53651		25			
536	53652		30			
536	53653		35			
536	53654		40			
537	53750	21	18*	129,3	129,0	67,8
537	53751		25			
537	53752		30			
537	53753		35			
537	53754		40			
538	53850	23	18*	141,2	142,0	73,8
538	53851		25			
538	53852		30			
538	53853		35			
538	53854		40			
539	53950	25	18*	153,2	154,0	79,8
539	53951		25			
539	53952		30			
539	53953		35			
539	53954		40			
540	54050	27	18*	165,2	166,8	85,8
540	54051		25			
540	54052		30			
540	54053		35			
540	54054		40			
541	54150	29	18*	177,2	178,5	91,8
541	54151		25			
541	54152		30			
541	54153		35			
541	54154		40			

*Plain Bore

Materiale / Material / Materialien:

Poliamide rinforzato/Polyamide reinforced/Verstärktes Polyamid

Viti: Acciaio inox/Screws: Stainless steel/Schrauben: Edelstahl

Dadi: ferro zincato/Nuts: zinc plated steel/Mutter: verzinkter Stahl

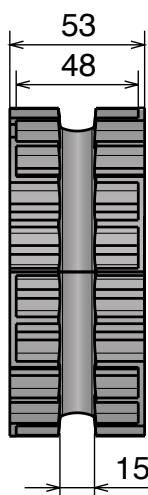
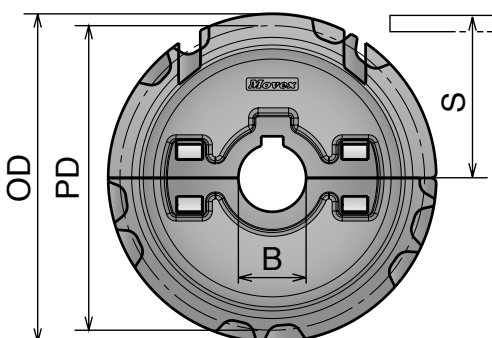
820-831

Ruote dentate per catene / Chain sprockets / Kettenräder für Scharnierbandketten

820-831

Ruota traino divisa, stampata

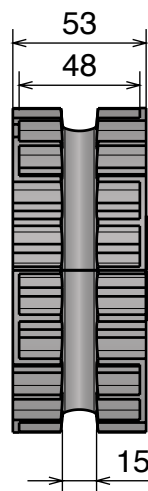
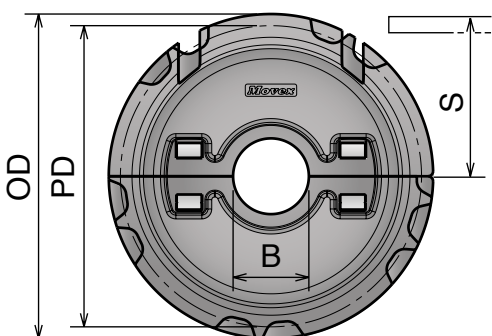
Split drive sprocket, molded / geteiltes Antriebskettenrad, gespritzt



Part	Article-Nr.	Z-	Bore	PD	OD	S
542	54201	21	25	129,3	129,0	67,8
542	54202		30			
542	54203		35			
542	54204		40			
543	54301	23	25	141,2	142,0	73,8
543	54302		30			
543	54303		35			
543	54304		40			
544	54401	25	25	153,2	154,0	79,8
544	54402		30			
544	54403		35			
544	54404		40			

Ruota rinvio divisa, stampata

Split idler sprocket, molded / geteiltes Umlenkrad, gespritzt



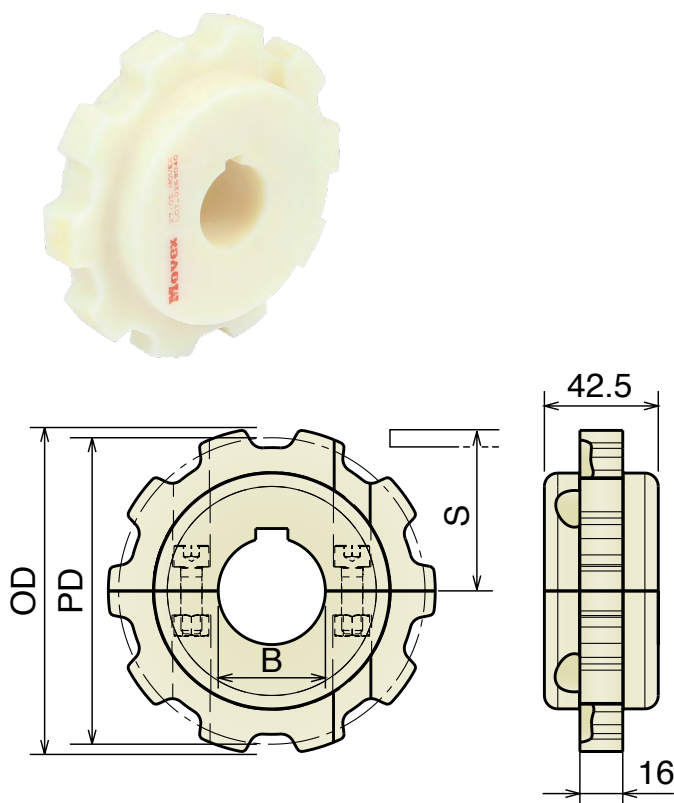
Part	Article-Nr.	Z-	Bore	PD	OD	S
542	54251	21	25	129,3	129,0	67,8
542	54252		30			
542	54253		35			
542	54254		40			
543	54351	23	25	141,2	142,0	73,8
543	54352		30			
543	54353		35			
543	54354		40			
544	54451	25	25	153,2	154,0	79,8
544	54452		30			
544	54453		35			
544	54454		40			

880

Ruota traino divisa, fresata

Split drive sprocket, machined / geteiltes Antriebskettenrad gefräst

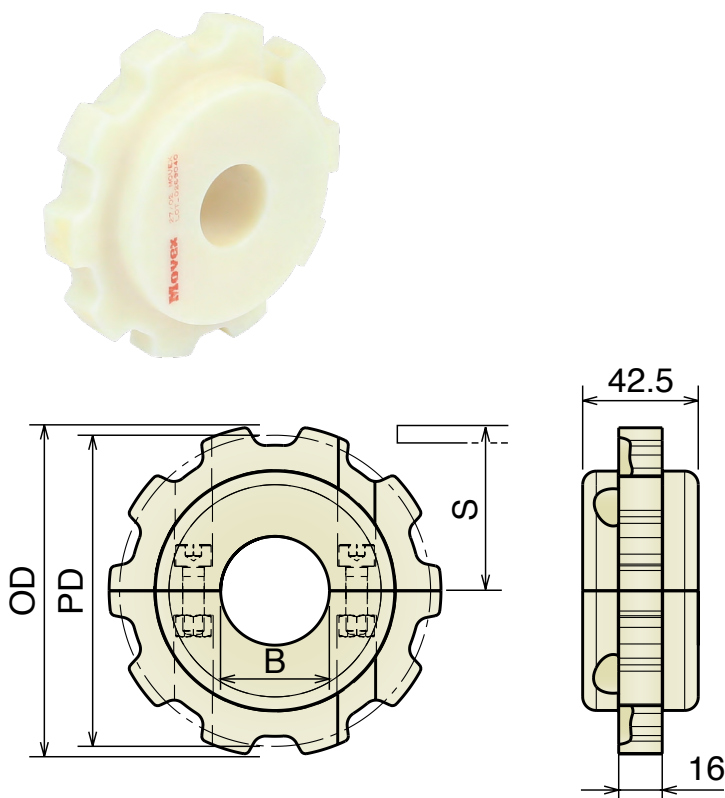
Also suitable for Series 828 - 878 - 879 M - 879 TAB



Part	Article-Nr.	Z-	Bore	PD	OD	S
545	54501	9	25	111,4	110,0	59,3
545	54502		30			
545	54503		35			
545	54504		40			
546	54601	10	25	123,3	122,0	65,25
546	54602		30			
546	54603		35			
546	54604		40			
547	54701	11	25	135,2	135,0	71,2
547	54702		30			
547	54703		35			
547	54704		40			
548	54801	12	25	147,2	147,3	77,2
548	54802		30			
548	54803		35			
548	54804		40			

Ruota rinvio divisa, fresata

Split idler sprocket, machined / geteiltes Umlenkrad, gefräst



Part	Article-Nr.	Z-	Bore	PD	OD	S
545	54550	9	18*	111,4	110,0	59,3
545	54551		25			
545	54552		30			
545	54553		35			
545	54554		40			
546	54650	10	18*	123,3	122,0	65,25
546	54651		25			
546	54652		30			
546	54653		35			
546	54654		40			
547	54750	11	18*	135,2	135,0	71,2
547	54751		25			
547	54752		30			
547	54753		35			
547	54754		40			
548	54850	12	18*	147,2	147,3	77,2
548	54851		25			
548	54852		30			
548	54853		35			
548	54854		40			

*Plain Bore

Materiale / Material / Materialien:

Poliammide rinforzato/Polyamide reinforced/Verstärktes Polyamid

Viti: Acciaio inox/Screws: Stainless steel/Schrauben: Edelstahl

Dadi: ferro zincato/Nuts: zinc plated steel/Mutter: verzinkter Stahl

880

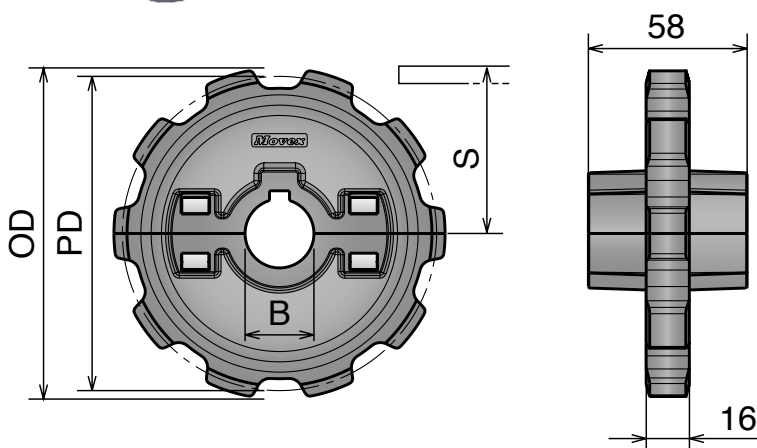
Ruote dentate per catene / Chain sprockets / Kettenräder für Scharnierbandketten

880

Ruota traino divisa, stampata

Split drive sprocket, molded / geteiltes Antriebskettenrad, gespritzt

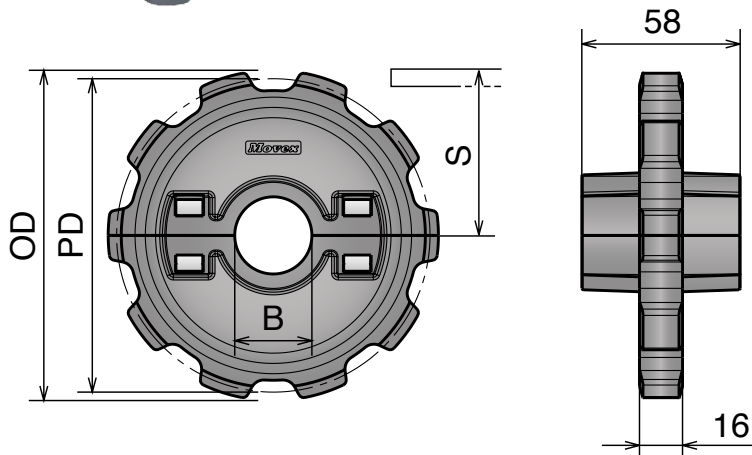
Also suitable for Series 828 - 878 - 879 M - 879 TAB



Part	Article-Nr.	Z-	Bore	PD	OD	S
549	54901	10	25	123,3	122,0	65,25
549	54902		30			
549	54903		35			
549	54904		40			
550	55001	12	25	147,2	147,3	77,2
550	55002		30			
550	55003		35			
550	55004		40			

Ruota rinvio divisa, stampata

Split idler sprocket, molded / geteiltes Umlenkrad, gespritzt



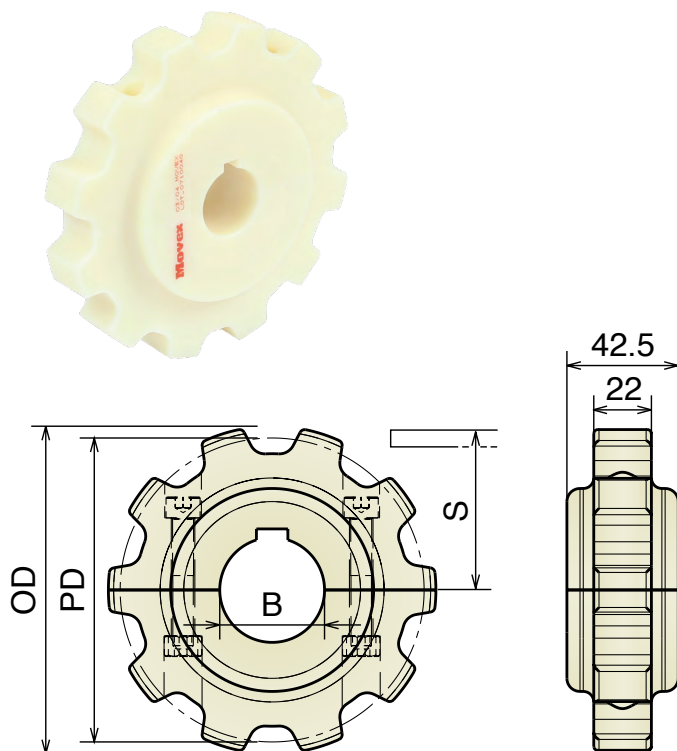
Part	Article-Nr.	Z-	Bore	PD	OD	S
549	54951	10	25	123,3	122,0	65,25
549	54952		30			
549	54953		35			
549	54954		40			
550	55051	12	25	147,2	147,3	77,2
550	55052		30			
550	55053		35			
550	55054		40			

882

Ruota traino divisa, fresata

Split drive sprocket, machined / geteiltes Antriebskettenrad gefräst

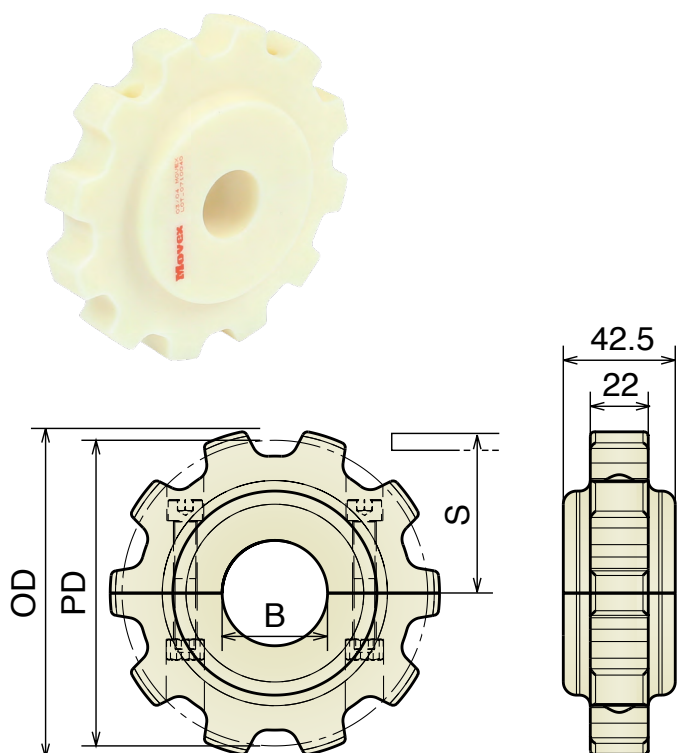
Also suitable for Series 8257



Part	Article-Nr.	Z-	Bore	PD	OD	S
551	55101	9	25	111,4	112,0	60,5
551	55102		30			
551	55103		35			
551	55104		40			
552	55201	10	25	123,2	125,0	66,4
552	55202		30			
552	55203		35			
552	55204		40			
553	55301	11	25	135,2	137,0	72,4
553	55302		30			
553	55303		35			
553	55304		40			
554	55401	12	25	147,2	149,0	78,4
554	55402		30			
554	55403		35			
554	55404		40			

Ruota rinvio divisa, fresata

Split idler sprocket, machined / geteiltes Umlenkrad, gefräst



Part	Article-Nr.	Z-	Bore	PD	OD	S
551	55150	9	18*	111,4	112,0	60,5
551	55151		25			
551	55152		30			
551	55153		35			
551	55154		40			
552	55250	10	18*	123,2	125,0	66,4
552	55251		25			
552	55252		30			
552	55253		35			
552	55254		40			
553	55350	11	18*	135,2	137,0	72,4
553	55351		25			
553	55352		30			
553	55353		35			
553	55354		40			
554	55450	12	18*	147,2	149,0	78,4
554	55451		25			
554	55452		30			
554	55453		35			
554	55454		40			

*Plain Bore

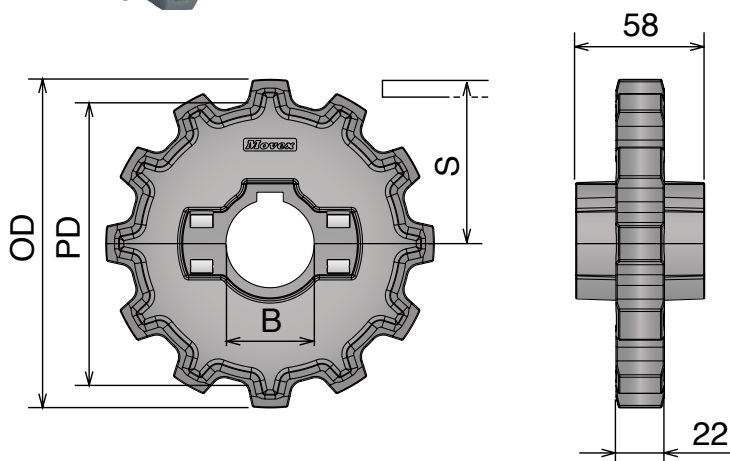
882

Ruota traino divisa, stampata

Split drive sprocket, molded / geteiltes Antriebskettenrad, gespritzt

Also suitable for Series 8257

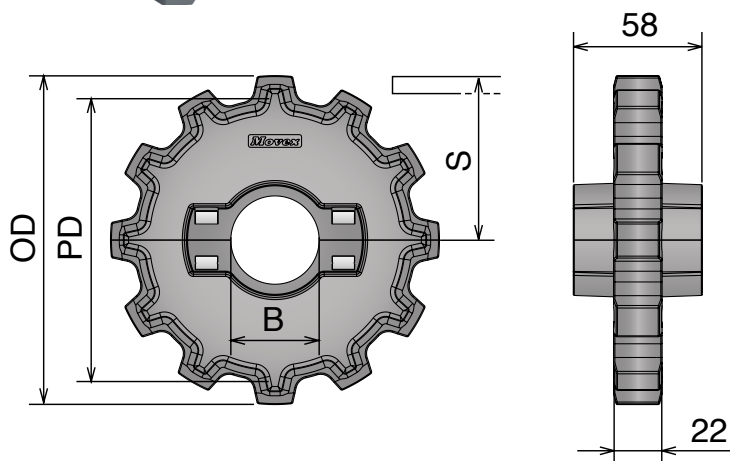
Part	Article-Nr.	Z-	Bore	PD	OD	S
555	55501	10	25	123,2	125,0	66,4
555	55502		30			
555	55503		35			
555	55504		40			
556	55601	12	25	147,2	149,0	78,4
556	55602		30			
556	55603		35			
556	55604		40			



Ruota rinvio divisa, stampata

Split idler sprocket, molded / geteiltes Umlenkrad, gespritzt

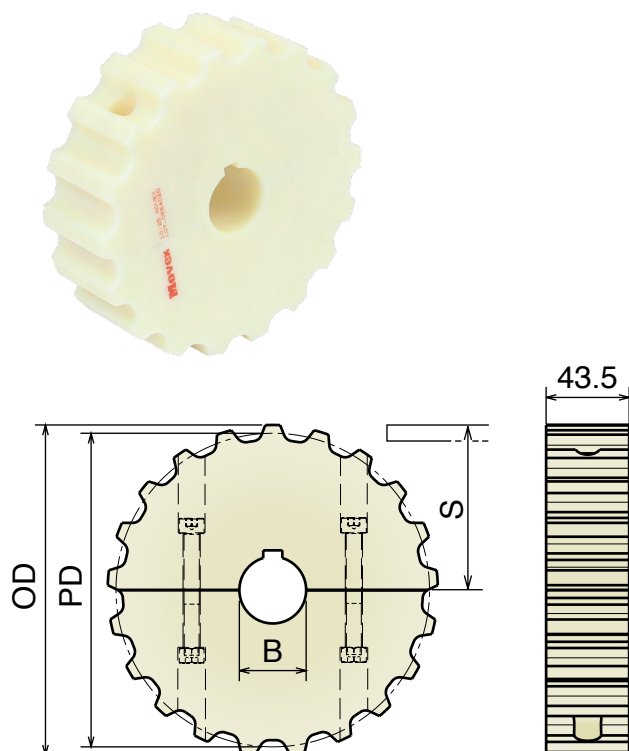
Part	Article-Nr.	Z-	Bore	PD	OD	S
555	55551	10	25	123,2	125,0	66,4
555	55552		30			
555	55553		35			
555	55554		40			
556	55651	12	25	147,2	149,0	78,4
556	55652		30			
556	55653		35			
556	55654		40			



512

Ruota traino divisa, fresata

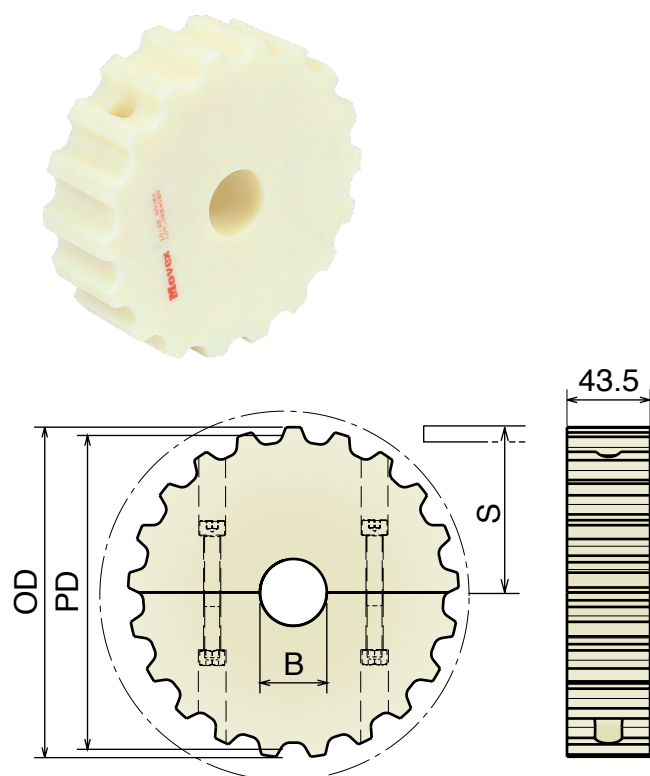
Split drive sprocket, machined / geteiltes Antriebskettenrad gefräst



Part	Article-Nr.	Z	Bore	PD	OD	S
557	55701	13	25	108,0	106,1	57,2
557	55702		30			
557	55703		35			
557	55704		40			
558	55801	15	25	124,0	122,2	65,2
558	55802		30			
558	55803		35			
558	55804		40			
559	55901	17	25	138,2	138,2	72,3
559	55902		30			
559	55903		35			
559	55904		40			
560	56001	18	25	146,3	146,4	76,4
560	56002		30			
560	56003		35			
560	56004		40			
561	56101	19	25	154,3	155,7	80,4
561	56102		30			
561	56103		35			
561	56104		40			
562	56201	21	25	170,4	173,0	88,4
562	56202		30			
562	56203		35			
562	56204		40			
563	56301	23	25	186,5	190,0	96,5
563	56302		30			
563	56303		35			
563	56304		40			
564	56401	25	25	202,7	204,0	104,6
564	56402		30			
564	56403		35			
564	56404		40			

Ruota rinvio divisa, fresata

Split idler sprocket, machined / geteiltes Umlenkrad, gefräst



Part	Article-Nr.	Z	Bore	PD	OD	S
557	55750	13	18*	108,0	106,1	57,2
557	55751		25			
557	55752		30			
557	55753		35			
557	55754		40			
558	55850	15	18*	124,0	122,2	65,2
558	55851		25			
558	55852		30			
558	55853		35			
558	55854		40			
559	55950	17	18*	138,2	138,2	72,3
559	55951		25			
559	55952		30			
559	55953		35			
559	55954		40			
560	56050	18	18*	146,3	146,4	76,4
560	56051		25			
560	56052		30			
560	56053		35			
560	56054		40			
561	56150	19	18*	154,3	155,7	80,4
561	56151		25			
561	56152		30			
561	56153		35			
561	56154		40			
562	56250	21	18*	170,4	173,0	88,4
562	56251		25			
562	56252		30			
562	56253		35			
562	56254		40			
563	56350	23	18*	186,5	190,0	96,5
563	56351		25			
563	56352		30			
563	56353		35			
563	56354		40			
564	56450	25	18*	202,7	204,0	104,6
564	56451		25			
564	56452		30			
564	56453		35			
564	56454		40			

*Plain Bore

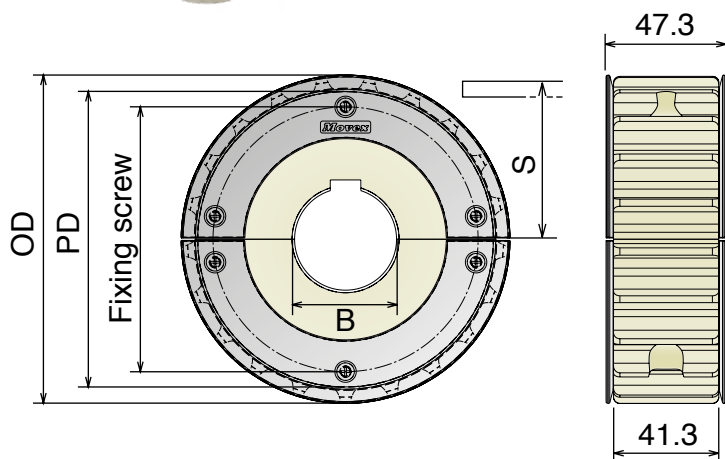
815

Ruota flangiata divisa, fresata

Split sprocket with guides, machined / Geteiltes Kettenrad mit Bordscheibe, gefräst

Anelli Inox / SS Guide-rings / Edelstahl Bordscheibe

Part	Article-Nr.	Z-	Bore	PD	OD	S	Ø screw
503	50301G	21	25	129,3	129,0	67,8	104,0
503	50302G		30				
503	50303G		35				
503	50304G		40				
504	50401G	23	25	141,2	142,0	73,8	116,0
504	50402G		30				
504	50403G		35				
504	50404G		40				
505	50501G	25	25	153,2	154,0	79,8	128,0
505	50502G		30				
505	50503G		35				
505	50504G		40				



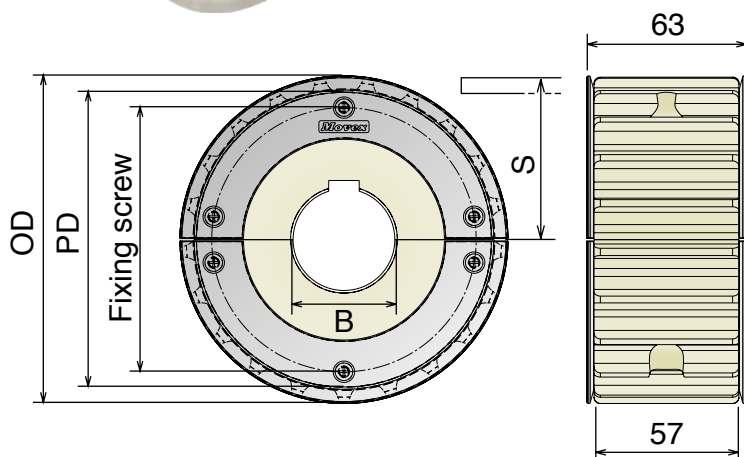
8157

Ruota flangiata divisa, fresata

Split sprocket with guides, machined / Geteiltes Kettenrad mit Bordscheibe, gefräst

Anelli Inox / SS Guide-rings / Edelstahl Bordscheibe

Part	Article-Nr.	Z-	Bore	PD	OD	S	Ø screw
530	53001G	21	25	129,3	129,0	67,8	104,0
530	53002G		30				
530	53003G		35				
530	53004G		40				
531	53101G	23	25	141,2	142,0	73,8	116,0
531	53102G		30				
531	53103G		35				
531	53104G		40				
532	53201G	25	25	153,2	154,0	79,8	128,0
532	53202G		30				
532	53203G		35				
532	53204G		40				

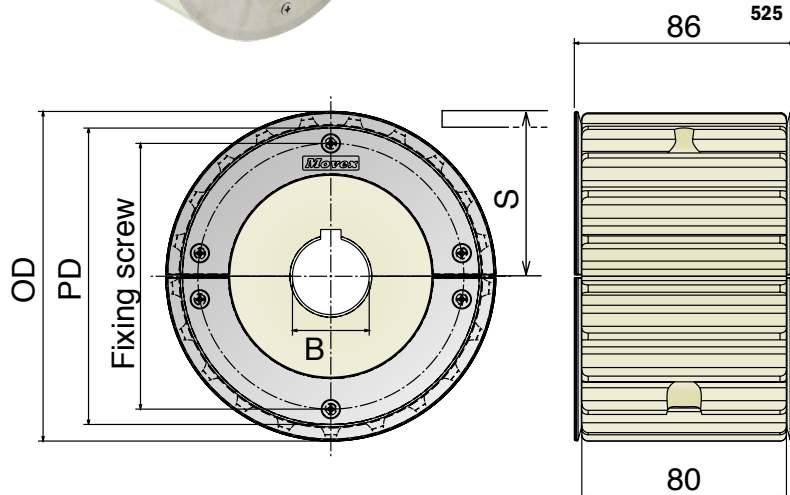


805

Ruota flangiata divisa, fresata

Split sprocket with guides, machined / Geteiltes Kettenrad mit Bordscheibe, gefräst

Anelli Inox / SS Guide-rings / Edelstahl Bordscheibe



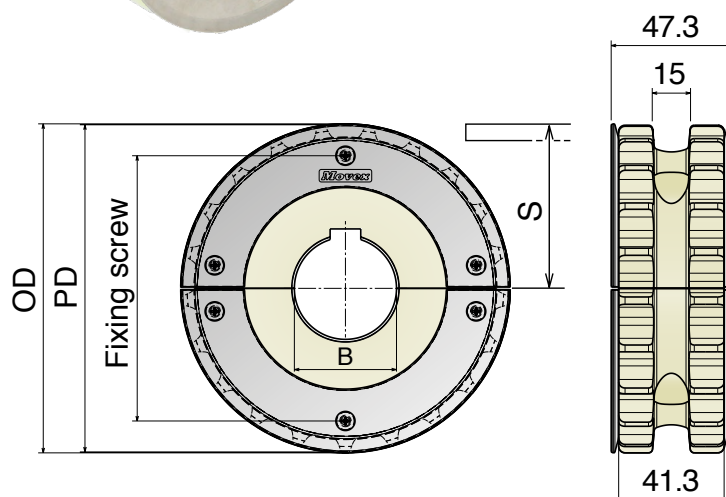
Part	Article-Nr.	Z	Bore	PD	OD	S	Ø screw
523	52301G	21	25	129,3	129,0	67,8	104,0
523	52302G		30				
523	52303G		35				
523	52304G		40				
524	52401G	23	25	141,2	142,0	73,8	116,0
524	52402G		30				
524	52403G		35				
524	52404G		40				
525	52501G	25	25	153,2	154,0	79,8	128,0
525	52502G		30				
525	52503G		35				
525	52504G		40				

820

Ruota flangiata divisa, fresata

Split sprocket with guides, machined / Geteiltes Kettenrad mit Bordscheibe, gefräst

Anelli Inox / SS Guide-rings / Edelstahl Bordscheibe



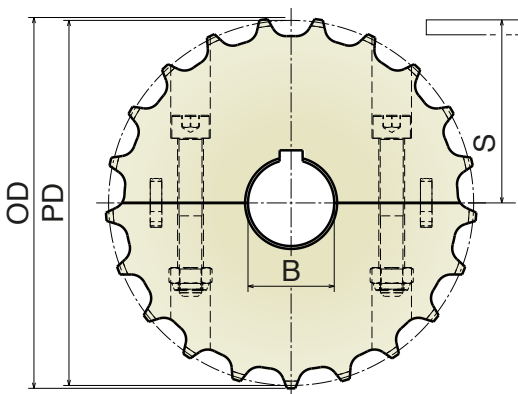
Part	Article-Nr.	Z	Bore	PD	OD	S	Ø screw
537	53701G	21	25	129,3	129,0	67,8	104,0
537	53702G		30				
537	53703G		35				
537	53704G		40				
538	53801G	23	25	141,2	142,0	73,8	116,0
538	53802G		30				
538	53803G		35				
538	53804G		40				
539	53901G	25	25	153,2	154,0	79,8	128,0
539	53902G		30				
539	53903G		35				
539	53904G		40				

815 MINI

Ruota traino divisa, fresata


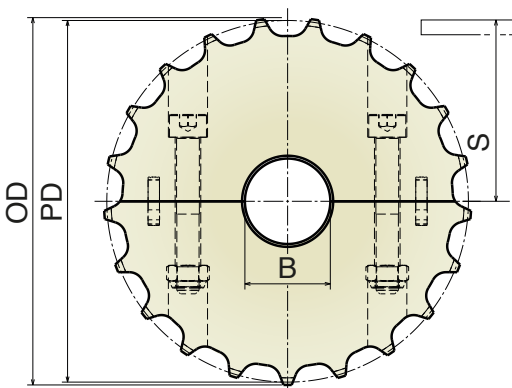
Split drive sprocket, machined / geteiltes Antriebskettenrad gefräst

New



Ruota rinvio divisa, fresata

Split idler sprocket, machined / geteiltes Umlenkrad, gefräst



Part	Article-Nr.	Z-	Bore	PD	OD	S
580	58001	19	25	117,3	117,0	61,9
580	58002		30			
580	58003		35			
580	58004		40			
581	58101	21	25	129,3	129,0	67,8
581	58102		30			
581	58103		35			
581	58104		40			
582	58201	23	25	141,2	142,0	73,8
582	58202		30			
582	58203		35			
582	58204		40			
583	58301	25	25	153,2	154,0	79,8
583	58302		30			
583	58303		35			
583	58304		40			

Part	Article-Nr.	Z-	Bore	PD	OD	S
580	58050	19	18*	117,3	117,0	61,9
580	58051		25			
580	58052		30			
580	58053		35			
580	58054		40			
581	58150	21	18*	129,3	129,0	67,8
581	58151		25			
581	58152		30			
581	58153		35			
581	58154		40			
582	58250	23	18*	141,2	142,0	73,8
582	58251		25			
582	58252		30			
582	58253		35			
582	58254		40			
583	58350	25	18*	153,2	154,0	79,8
583	58351		25			
583	58352		30			
583	58353		35			
583	58354		40			

*Plain Bore

CC 600-CC 1400

Ruote dentate per catene / Chain sprockets / Kettenräder für Scharnierbandketten

Materiali / Material / Materialien:

Poliammide/Polyamide/Polyamid

Viti: Acciaio inox/Screws: Stainless steel/Schrauben: Edelstahl

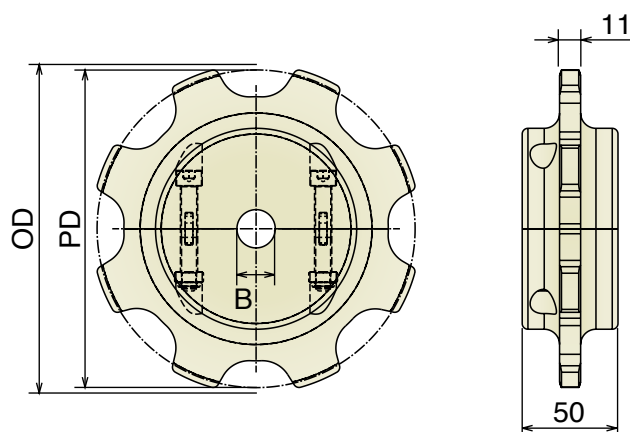
Dadi: ferro zincato/Nuts: zinc plated steel/Mutter: verzinkter Stahl

CC 600

Ruota rinvio divisa, fresata

Split idler sprocket, machined / geteiltes Umlenkrad, gefräst

For adequate quantities these sprockets can be delivered with finished bore.



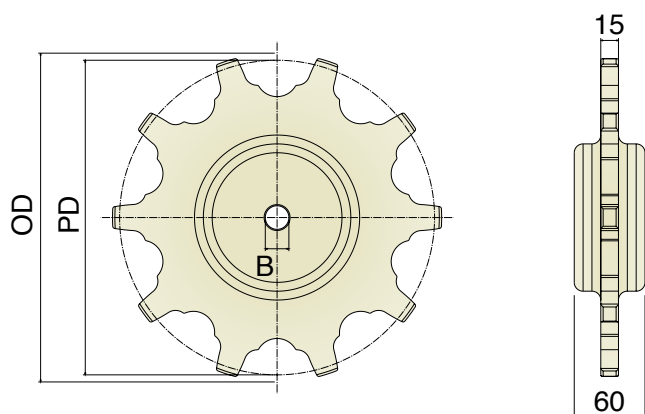
Part	Article-Nr.	Z-	Bore	PD	OD
565	56550	8	20	172,0	166,0
566	56650	10	20	215,0	205,0
567	56750	12	20	256,0	246,0
568	56850	14	20	297,0	286,0

CC 1400

Ruota rinvio divisa, fresata

Split idler sprocket, machined / geteiltes Umlenkrad, gefräst

For adequate quantities these sprockets can be delivered with finished bore.



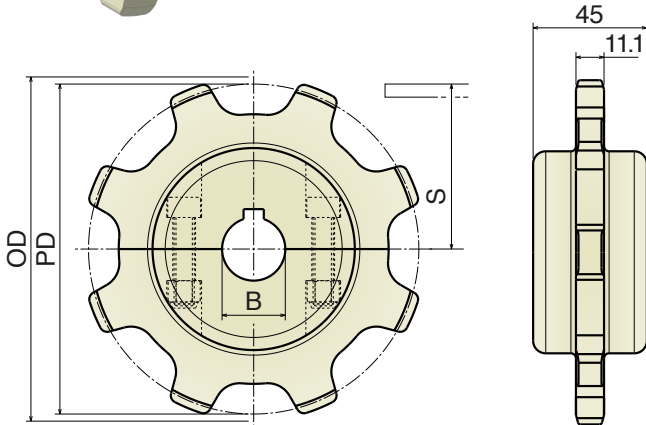
Part	Article-Nr.	Z-	Bore	PD	OD
570	57050E	7	20	190,0	202,0
571	57150E	8	20	218,0	227,6
572	57250E	9	20	267,0	279,0

1701-1706

Ruota traino divisa, fresata

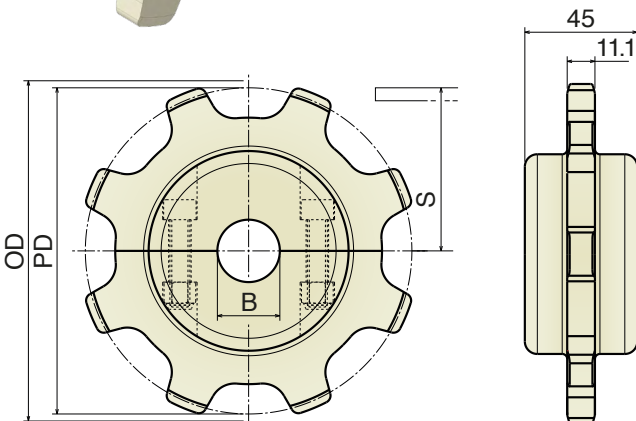
Split drive sprocket, machined / geteiltes Antriebskettenrad gefräst

New



Ruota rinvio divisa, fresata

Split idler sprocket, machined / geteiltes Umlenkrad, gefräst









Part	Article-Nr.	Z-	Bore	PD	OD	S
573	57301	8	25	130,7	136,3	53,0
573	57302		30			
573	57303		35			
573	57304		40			
574	57401	10	25	161,8	165,1	69,0
574	57402		30			
574	57403		35			
574	57404		40			
575	57501	13	25	208,9	215,0	93,5
575	57502		30			
575	57503		35			
575	57504		40			

Part	Article-Nr.	Z-	Bore	PD	OD	S
573	57350	8	18*	130,7	136,3	53,0
573	57351		25			
573	57352		30			
573	57353		35			
573	57354		40			
574	57450	10	18*	161,8	165,1	69,0
574	57451		25			
574	57452		30			
574	57453		35			
574	57454		40			
575	57550	13	18*	208,9	215,0	93,5
575	57551		25			
575	57552		30			
575	57553		35			
575	57554		40			

*Plain Bore





815	815	805
		
Pag 94	Pag 94	Pag 95
821	881 TAB	882 M
		
Pag 95	Pag 96	Pag 96

Materiali / Material / Materialien:

Poliammide/Polyamide/Polyamid

Viti: Acciaio inox/Screws: Stainless steel/Schrauben: Edelstahl

Dadi: ferro zincato/Nuts: zinc plated steel/Mutter: verzinkter Stahl

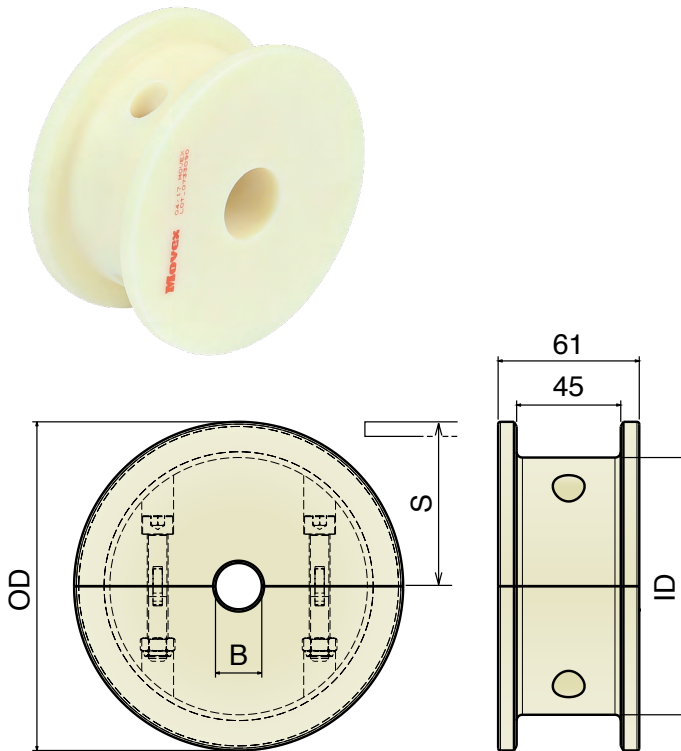
Dadi: ottone nichelato per stampate/Nuts: nickel plated brass for molded/Mutter: Messing vernickelt für gespritzt Version

815

Ruota rinvio liscia, divisa, fresata

Split idler wheel, machined / geteilte Umlenkrolle, gefräst

Also suitable for Series 881 M - 820 - 831 - 828 - 879 M - 880 M



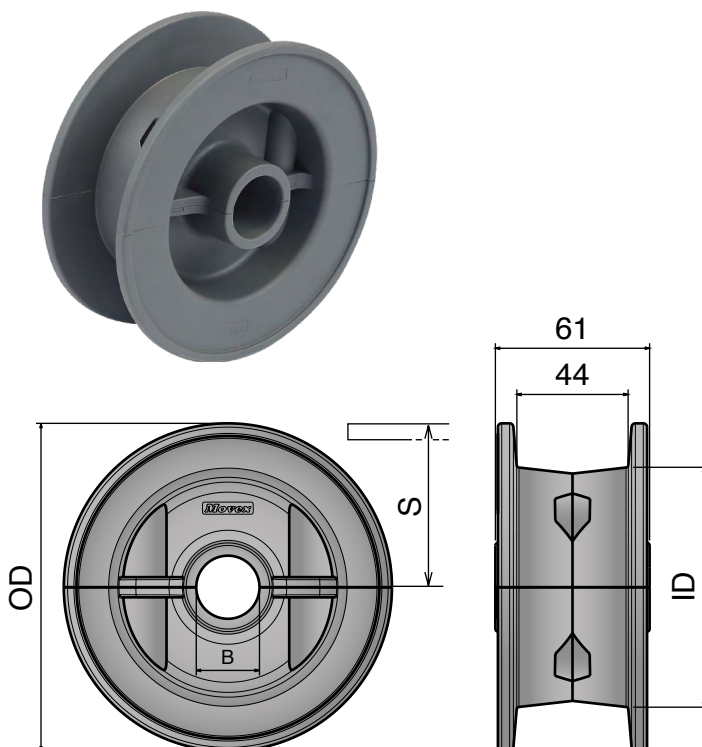
Part	Article-Nr.	ecq. Z.	Bore	OD	ID	S
601	60100	17	20	104,0	75,2	56,2
601	60101		25			
601	60102		30			
601	60103		35			
601	60104		40			
602	60200	19	20	117,0	92,2	62,6
602	60201		25			
602	60202		30			
602	60203		35			
602	60204		40			
603	60300	21	20	129,8	105,0	68,6
603	60301		25			
603	60302		30			
603	60303		35			
603	60304		40			
604	60400	23	20	142,2	111,3	74,6
604	60401		25			
604	60402		30			
604	60403		35			
604	60404		40			
605	60500	25	20	154,7	124,7	80,5
605	60501		25			
605	60502		30			
605	60503		35			
605	60504		40			
606	60600	27	20	167,2	135,0	88,5
606	60601		25			
606	60602		30			
606	60603		35			
606	60604		40			
607	60700	29	20	179,3	140,0	92,8
607	60701		25			
607	60702		30			
607	60703		35			
607	60704		40			

815

Ruota rinvio liscia, divisa, stampata

Split idler wheel, molded / geteilte Umlenkrolle, gespritzt

Also suitable for Series 881 M - 820 - 831 - 828 - 879 M - 880 - 880 M

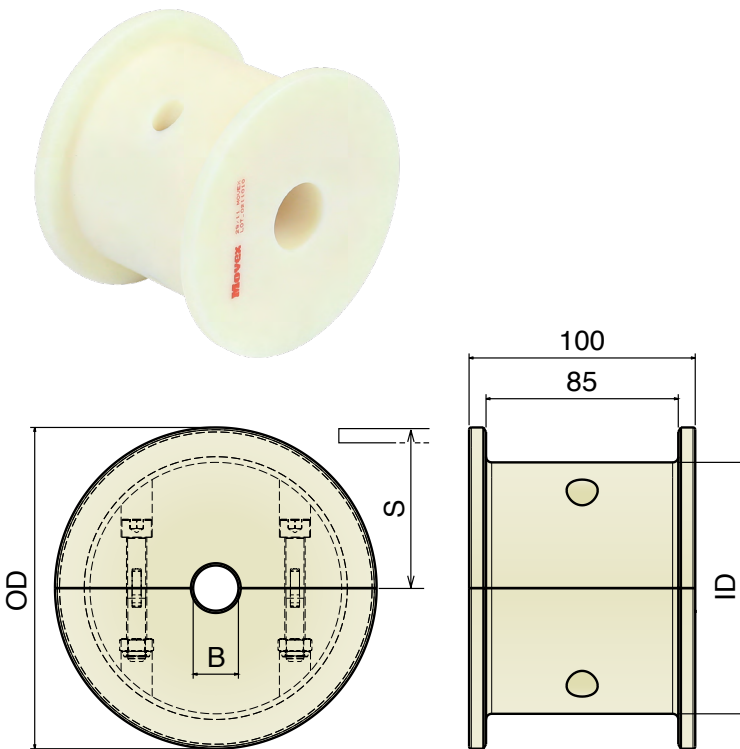


Part	Article-Nr.	ecq. Z.	Bore	OD	ID	S
608	60801	21	25	129,8	94,8	68,6
608	60802		30			
608	60803		35			
608	60804		40			
609	60901	23	25	142,2	99,3	74,6
609	60902		30			
609	60903		35			
609	60904		40			
610	61001	25	25	154,7	102,0	80,5
610	61002		30			
610	61003		35			
610	61004		40			

805

Ruota rinvio liscia, divisa, fresata

Split idler wheel, machined / geteilte Umlenkrolle, gefräst

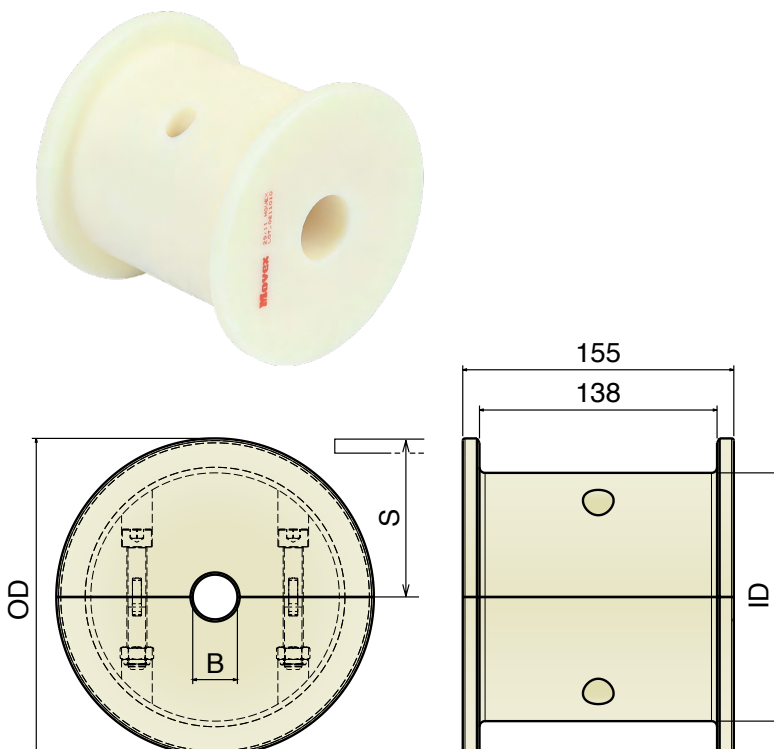


Part	Article-Nr.	ecq. Z-	Bore	OD	ID	S
611	61100	17	20	104,0	75,2	56,2
611	61101		25			
611	61102		30			
611	61103		35			
611	61104		40			
612	61200	19	20	117,0	92,2	62,6
612	61201		25			
612	61202		30			
612	61203		35			
612	61204		40			
613	61300	21	20	129,8	105,0	68,6
613	61301		25			
613	61302		30			
613	61303		35			
613	61304		40			
614	61400	23	20	142,2	111,3	74,6
614	61401		25			
614	61402		30			
614	61403		35			
614	61404		40			
615	61500	25	20	154,7	124,7	80,5
615	61501		25			
615	61502		30			
615	61503		35			
615	61504		40			
616	61600	27	20	167,2	135,0	88,5
616	61601		25			
616	61602		30			
616	61603		35			
616	61604		40			
617	61700	29	20	179,3	140,0	92,8
617	61701		25			
617	61702		30			
617	61703		35			
617	61704		40			

821

Ruota rinvio liscia, divisa, fresata

Split idler wheel, machined / geteilte Umlenkrolle, gefräst



Part	Article-Nr.	ecq. Z-	Bore	OD	ID	S
625	62500	19	20	117,0	92,2	62,6
625	62501		25			
625	62502		30			
625	62503		35			
625	62504		40			
626	62600	21	20	129,8	105,0	68,6
626	62601		25			
626	62602		30			
626	62603		35			
626	62604		40			
627	62700	23	20	142,2	111,3	74,6
627	62701		25			
627	62702		30			
627	62703		35			
627	62704		40			
628	62800	25	20	154,7	124,7	80,5
628	62801		25			
628	62802		30			
628	62803		35			
628	62804		40			

881 TAB-882 M

Ruote folli per catene / Chain idler wheels / Umlenkrollen für Scharnierbandketten

Material / Material / Materialien:

Poliammide/Polyamide/Polyamid

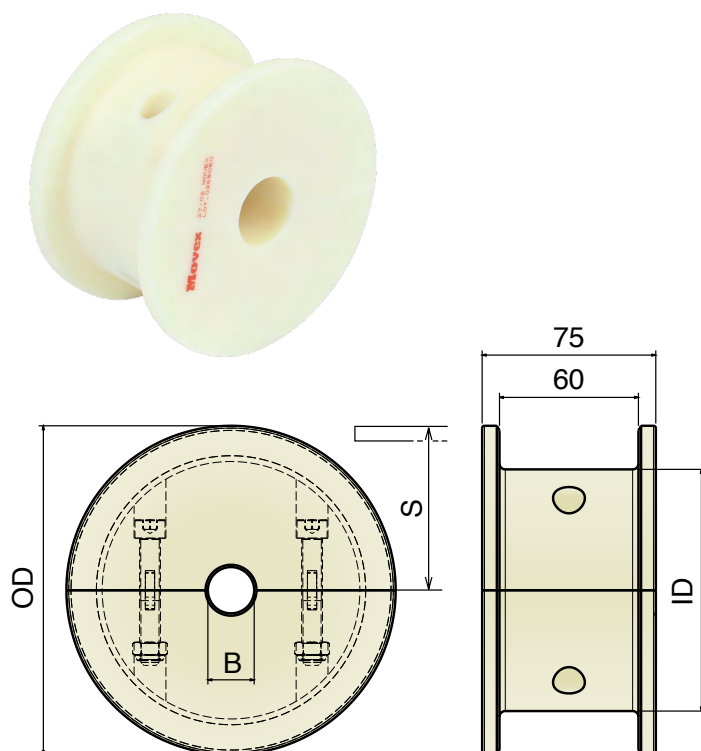
Viti: Acciaio inox/Screws: Stainless steel/Schrauben: Edelstahl

Dadi: ferro zincato/Nuts: zinc plated steel/Mutter: verzinkter Stahl

881 TAB

Ruota rinvio liscia, divisa, fresata

Split idler wheel, machined / geteilte Umlenkrolle, gefräst



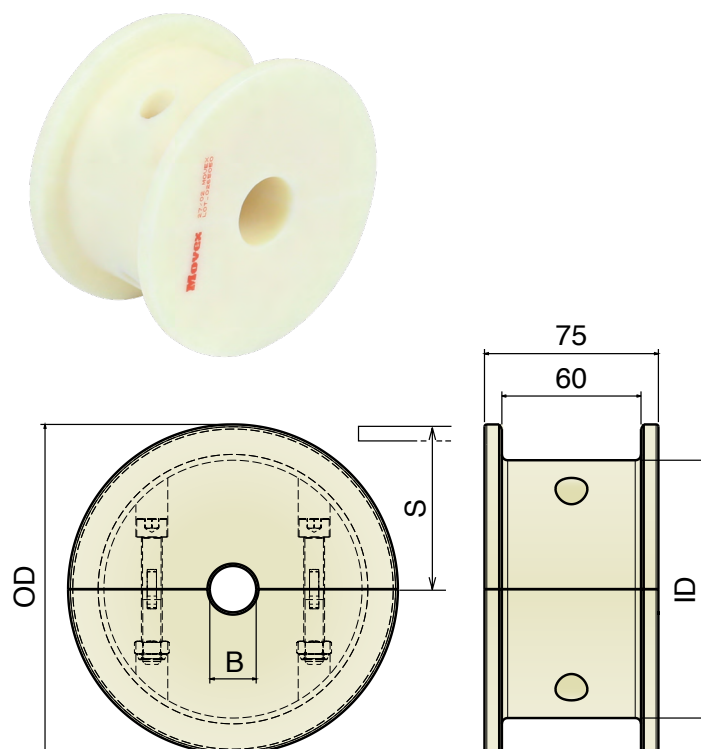
Part	Article-Nr.	ecq. Z.	Bore	OD	ID	S
618	61800	17	20	104,0	66,0	56,2
618	61801		25			
618	61802		30			
618	61803		35			
618	61804		40			
619	61900	19	20	117,0	75,0	62,6
619	61901		25			
619	61902		30			
619	61903		35			
619	61904		40			
620	62000	21	20	129,8	95,0	68,6
620	62001		25			
620	62002		30			
620	62003		35			
620	62004		40			
621	62100	23	20	142,2	108,0	74,6
621	62101		25			
621	62102		30			
621	62103		35			
621	62104		40			
622	62200	25	20	154,7	112,0	80,5
622	62201		25			
622	62202		30			
622	62203		35			
622	62204		40			
623	62300	27	20	167,2	120,0	88,5
623	62301		25			
623	62302		30			
623	62303		35			
623	62304		40			
624	62400	29	20	179,3	130,0	92,8
624	62401		25			
624	62402		30			
624	62403		35			
624	62404		40			

882 M

Ruota rinvio liscia, divisa, fresata

Split idler wheel, machined / geteilte Umlenkrolle, gefräst

Also suitable for Series 8257



Part	Article-Nr.	ecq. Z.	Bore	OD	ID	S
629	62900	17	20	104,0	75,2	56,2
629	62901		25			
629	62902		30			
629	62903		35			
629	62904		40			
630	63000	19	20	117,0	92,2	62,6
630	63001		25			
630	63002		30			
630	63003		35			
630	63004		40			
631	63100	21	20	129,8	105,0	68,6
631	63101		25			
631	63102		30			
631	63103		35			
631	63104		40			
632	63200	23	20	142,2	111,3	74,6
632	63201		25			
632	63202		30			
632	63203		35			
632	63204		40			
633	63300	25	20	154,7	124,7	80,5
633	63301		25			
633	63302		30			
633	63303		35			
633	63304		40			
634	63400	27	20	167,2	135,0	88,5
634	63401		25			
634	63402		30			
634	63403		35			
634	63404		40			
635	63500	29	20	179,3	140,0	92,8
635	63501		25			
635	63502		30			
635	63503		35			
635	63504		40			



Curve

Tipologia di curve: 1) Magnetiche 2) Tab 3) Bevel

Caratteristiche delle curve magnetiche: La curva magnetica rappresenta il sistema più efficace ed affidabile per trasportatori con catene a cerniera. Le nostre curve magnetiche sono prodotte da lastre di UHMW-PE di elevata qualità con magneti permanenti alloggiati all'interno della lastra. I magneti mantengono la catena nella via tracciata in curva garantendo la planarità della superficie di trasporto della catena, migliorando la stabilità del prodotto trasportato.

Vantaggi - Igiene: La catena sulla via di scorrimento in curva può essere facilmente sollevata per consentire più facilmente pulizia e manutenzione.

Intercambiabilità: Catene in plastica e in acciaio possono essere utilizzate sulle nostre curve semplificando progetto/realizzazione del trasportatore e consentendo di ridurre scorte di ricambi a magazzino.

Materiali: La parte superiore delle nostre curve è ottenuta da UHMW-PE di elevata qualità che consente una più lunga durata di catene e delle stesse curve.

Attrito: I magneti vengono accuratamente selezionati e posizionati per garantire il campo magnetico più idoneo al mantenimento della catena nella sede. Un campo magnetico troppo elevato aumenta l'attrito e riduce la durata di curva e catena.

Corner Tracks

Types of Corner Track: 1) Magnetic 2) Tab 3) Bevel

Characteristics of Magnetic Corner Tracks: The magnetic corner track is the most effective and reliable system for the table top conveyor design. Our magnetic corner tracks are made of high quality UHMW-PE with permanent magnets embedded in the curve. The magnets hold the chain on the corner track and this provides a flat carrying surface for the chain; thus, improving product stability and support for the conveyor.

Benefits - Hygiene: Chains on the magnetic corner tracks can be easily lifted such that it is easier for cleaning and maintenance.

Interchangeable: Plastic and SS chains can be used on the curve thus reducing inventory and simpler conveyor design.

Materials: The upper track of the corner tracks uses high quality UHMW-PE which gives a longer wear life for both the chain and the curve.

Magnetic Force: Magnets are carefully selected and positioned to provide the correct magnetic field which is just sufficient to keep the chain down. Too high magnetic force will increase the frictional force and reduces wear life of both chains and curve.

Kurvenführungen

Typen: 1) Magnet 2) TAB 3) Schwalbenschanz

Charakteristik der Magnet-Kurvenführung: Die Magnet-Kurvenführung ist das effektivste und bewährteste System für Transporteure mit Scharnierbandketten. Unsere Magnetkurven sind aus hochwertigem UHMW-PE mit permanenten, in die Führung eingebetteten Magneten, ausgeführt. Die Magnete halten die Scharnierbandkette in der Führung und ermöglichen einen ruhigen Lauf der Kette. Damit wird eine bessere Produktstabilität erreicht.

Vorteile - Hygiene: zur Reinigung können die Scharnierbandketten einfach und ohne großen Aufwand aus der Führung herausgenommen werden. Dies erspart Zeit und Stillstandszeiten.

Flexibilität: Kunststoff- als auch Edelstahl-Scharnierbandketten können mit diesen Kurvenführungen verwendet werden. Dies vereinfacht die Konstruktion des Transporteurs und reduziert die Ersatzteilkhaltung.

Materialien: das Oberteil der Magnetkurve ist aus hochwertigem UHMW-PE gefertigt und bietet eine lange Standzeit nicht nur der Führung selbst sondern auch der Scharnierbandkette.

Magnetkraft: die Magnete sind so angeordnet und ausgewählt, dass ein homogenes und konstantes Magnetfeld erzeugt wird. Daraus resultiert ein ruhiger und ruckfreier Lauf der Kette.

Curve Magnetiche Magnetic Curves Magnetkurven

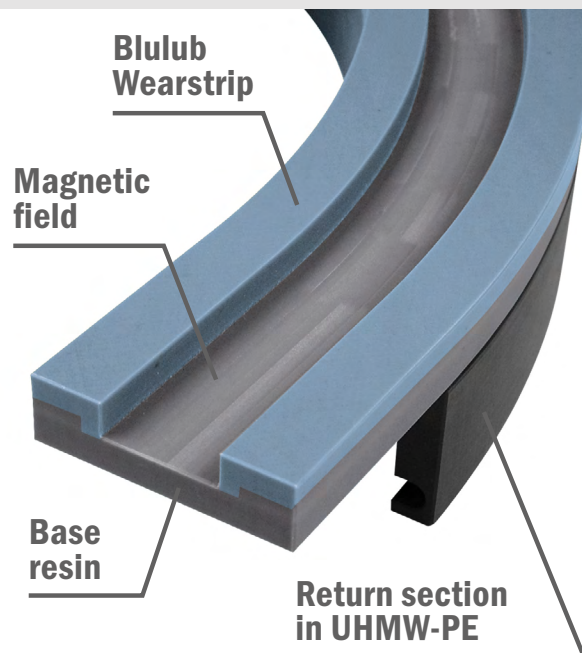
Movex® presenta la nuova curva magnetica **RS** in grado di offrire sensibili miglioramenti in campo applicativo. Il nuovo prodotto è dotato di guide di scorrimento in **BluLub**, un materiale innovativo ad alte prestazioni, additivato con lubrificanti solidi e particolarmente indicato per applicazioni con limitate lubrificazioni o completamente a secco. Le curve magnetiche dotate di inserti in **BluLub** impiegano meno energia, riducono il PV-limite ed il basso coefficiente d'attrito aumenta la stabilità del prodotto nonché la vita operativa di catene e tappeti modulari. Le nuove curve **RS** sono perfettamente intercambiabili con le versioni tradizionali a catalogo.

Movex® introduces a new magnetic curve **RS** in order to offer greater conveyor performance. The new product is equipped with wear-strips in **BluLub**, an innovative high-tech material with solid lubricants. **BluLub** contributes to improved PV-properties compared to standard UHMW-PE curves especially in applications with limited lubrication, higher speeds and/or higher loads. Curves **RS** equipped with **BluLub** inserts, need less energy and with the lower coefficient of friction improve the product stability and wear-life of chains and belts. The new curves **RS** are perfectly interchangeable with the traditional versions.

Movex® präsentiert die neue High-Performance Magnetkurve **RS**.

Sie besitzt Führungsleisten aus **BluLub**, unserem innovativen Material für höchste Anforderungen.

BluLub besitzt im Vergleich zu Standard UHMWPE ein höheres pv-Limit. Besonders bei Anwendungen mit verminderter Schmierung, hohen Geschwindigkeiten und/oder hoher Belastung kann die Verwendung von **BluLub** eine Lösung sein. Ein weiterer Vorteil unserer Magnetkurven **RS** gegenüber Standardkurven ist die Verringerung des Energieverbrauchs durch Minimierung der Reibwerte. Die extrem guten Gleiteigenschaften erhöhen die Stabilität des zu transportierenden Produktes und verlängern die Standzeit der Scharnierbandketten bzw. Mattenketten. Unsere Magnetkurven **RS** sind mit allen gängigen Standardkurven aus unserem Katalog kompatibel.



Vantaggi:

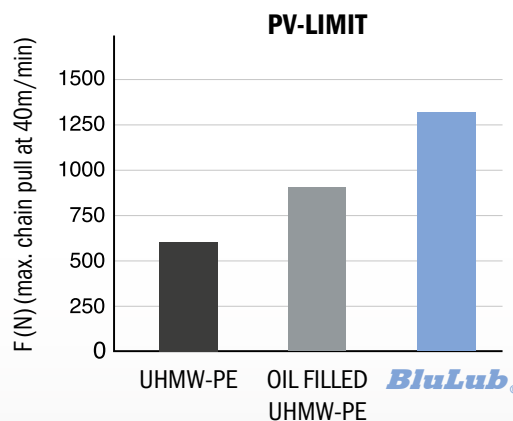
- Riduce il Rumore
- Riduce l'Attrito
- Riduce l'Usura
- Meno Energia

Advantages:

- Less Noise
- Lower Friction
- Lower Wear
- Less Energy

Vorteile:

- Geringerer Lärm
- Niedrigerer Reibwert
- Geringerer Verschleiß
- Weniger Energieverbrauch





880-881

M6 Series

_____ Pag 100

M7 Series

_____ Pag 101

M10 Series

_____ Pag 102

M4 Series

_____ Pag 103

M1 Series

_____ Pag 104

M5 A/C/D Series

_____ Pag 105

M8 Series

_____ Pag 106

M42 Series

_____ Pag 107

M9 Series

_____ Pag 108

M43 Series

_____ Pag 109

M21A Series

K450 Pag 110

M22A Series

K450 Pag 111

M27 Series

K450 Pag 112

M61 Series

K750 Pag 113

M62/66/65 Series

_____ Pag 114

882-8857

M81 Series

K750 Pag 115

M85 Series

K750 Pag 116

M86 Series

K750 Pag 117

M80 Series

K750 Pag 118

M93/M94 Series

K1000 Pag 119

M97/M98 Series

K1200 Pag 120

LBP 882

MP861 Series

K750 Pag 121

M931/M941 Series

K1000 Pag 122

M91 Series

K1000 Pag 123

MP971/MP981 Series

K1200 Pag 124

260 M

MB7 Series

_____ Pag 125

MB6 Series

_____ Pag 126

MB4 Series

_____ Pag 127

MB8 Series

_____ Pag 128

MB5D Series

_____ Pag 129

MB22 Series

K450 Pag 130

MB27 Series

K450 Pag 131

261 M

MC7 Series

_____ Pag 132

MC6 Series

_____ Pag 133

MC4 Series

_____ Pag 134

MC8 Series

_____ Pag 135

MCD5 Series

_____ Pag 136

MC22 Series

K450 Pag 137

MC27 Series

K450 Pag 138

TAB Version

878-880-881 TAB

_____ Pag 139

882 TAB

_____ Pag 140

1873-1874 TAB

_____ Pag 141

1843 TAB

_____ Pag 142

1701 TAB

1706 TAB

_____ Pag 142

880-881 B

_____ Pag 143

Straight track section

878-880-881 TAB

_____ Pag 144

882 TAB

_____ Pag 145

1873-1874 TAB

_____ Pag 146

1843 TAB

_____ Pag 147

1701 TAB

1706 TAB

_____ Pag 148

880-881 M6 Series

Curve magnetiche, Tab & Bevel / Magnetic, Tab & Bevel corner tracks / Kurvenführungen Magnet, Tab & Bevel Version

Materiale / Material / Materialien:
 Polietilene UHMW-PE
 Polyethylene UHMW-PE
 Polyäthylen UHMW-PE


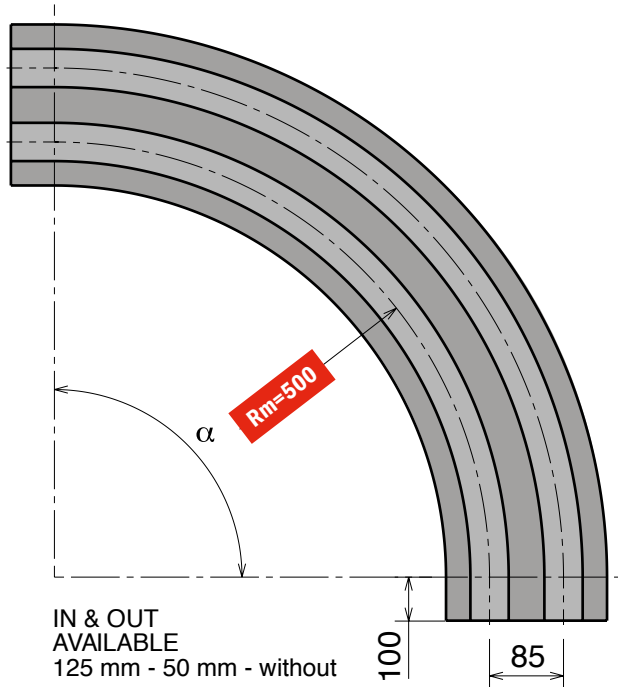
880-881 M6 Series

Chain Reference 879 M - K325 880 M - K325 880 M - K330 881 M - K325 881 M - K330

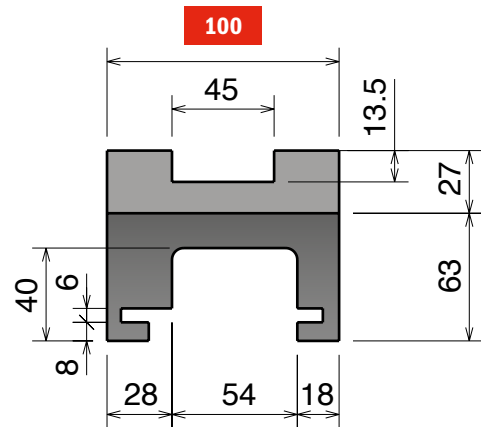
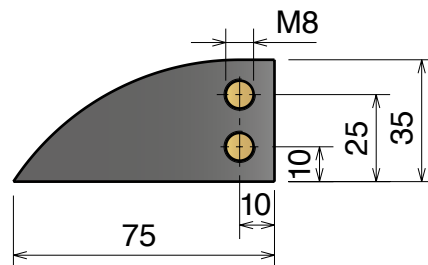
Curva Larghezza Base = 100 mm; Passo = 85 mm

Curve Basic Width = 100 mm; Pitch = 85 mm

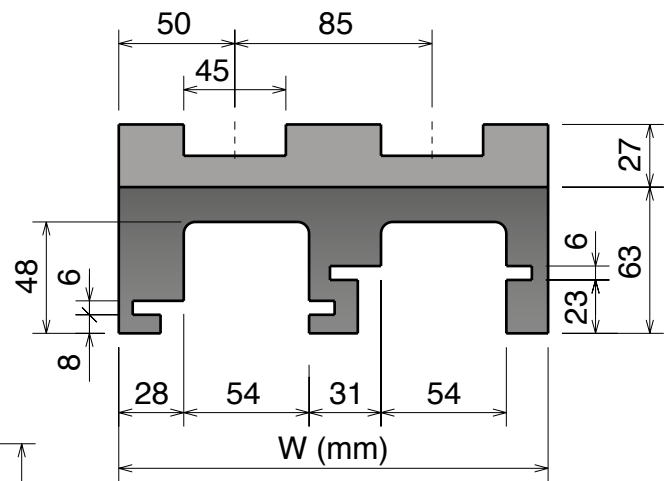
Kurve Basisbreite = 100 mm; Teilung = 85 mm



Available in
BluLub®






SINGLE TRACK




MULTI TRACK

Magnetic System

Upper part available, on request,
 also in **BluLub®**
 and for abrasive applications.

Part	α 15°	α 30°	α 45°	α 60°	α 75°	α 90°	Tracks	W	Material
701	701 11 114	701 11 214	701 11 314	701 11 414	701 11 514	701 11 614	1	100	
701	701 11 124	701 11 224	701 11 324	701 11 424	701 11 524	701 11 624	2	185	
701	701 11 134	701 11 234	701 11 334	701 11 434	701 11 534	701 11 634	3	270	
701	701 11 144	701 11 244	701 11 344	701 11 444	701 11 544	701 11 644	4	355	
701	701 11 154	701 11 254	701 11 354	701 11 454	701 11 554	701 11 654	5	440	
701	701 11 164	701 11 264	701 11 364	701 11 464	701 11 564	701 11 664	6	525	
701	701 11 174	701 11 274	701 11 374	701 11 474	701 11 574	701 11 674	7	610	
701	701 11 184	701 11 284	701 11 384	701 11 484	701 11 584	701 11 684	8	695	

Part	α 15°	α 30°	α 45°	α 60°	α 75°	α 90°	Tracks	W	Material
701	701 11 114 RS	701 11 214 RS	701 11 314 RS	701 11 414 RS	701 11 514 RS	701 11 614 RS	1	100	
701	701 11 124 RS	701 11 224 RS	701 11 324 RS	701 11 424 RS	701 11 524 RS	701 11 624 RS	2	185	
701	701 11 134 RS	701 11 234 RS	701 11 334 RS	701 11 434 RS	701 11 534 RS	701 11 634 RS	3	270	
701	701 11 144 RS	701 11 244 RS	701 11 344 RS	701 11 444 RS	701 11 544 RS	701 11 644 RS	4	355	
701	701 11 154 RS	701 11 254 RS	701 11 354 RS	701 11 454 RS	701 11 554 RS	701 11 654 RS	5	440	
701	701 11 164 RS	701 11 264 RS	701 11 364 RS	701 11 464 RS	701 11 564 RS	701 11 664 RS	6	525	
701	701 11 174 RS	701 11 274 RS	701 11 374 RS	701 11 474 RS	701 11 574 RS	701 11 674 RS	7	610	
701	701 11 184 RS	701 11 284 RS	701 11 384 RS	701 11 484 RS	701 11 584 RS	701 11 684 RS	8	695	

Movex®

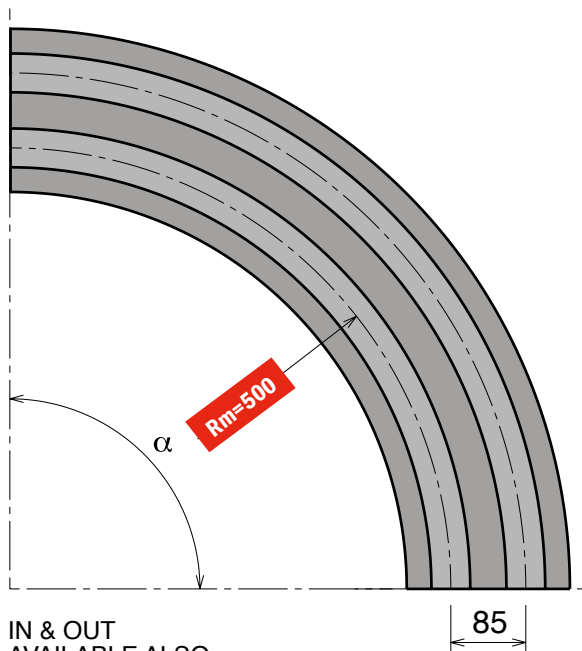
880-881 M7 Series

Chain Reference	879 M - K325	880 M - K325	880 M - K330	881 M - K325	881 M - K330
-----------------	--------------	--------------	--------------	--------------	--------------


Curva Larghezza Base = 100 mm; Passo = 85 mm

Curve Basic Width = 100 mm; Pitch = 85 mm

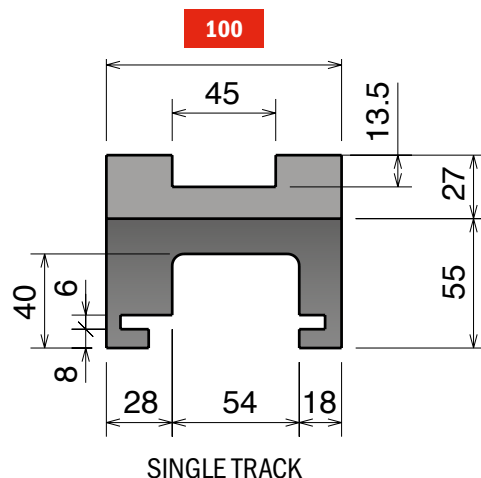
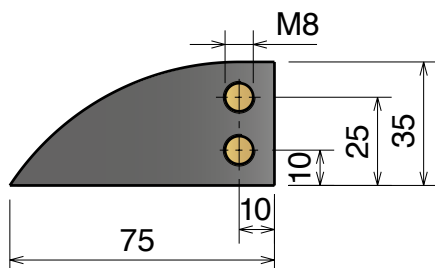
Kurve Basisbreite = 100 mm; Teilung = 85 mm



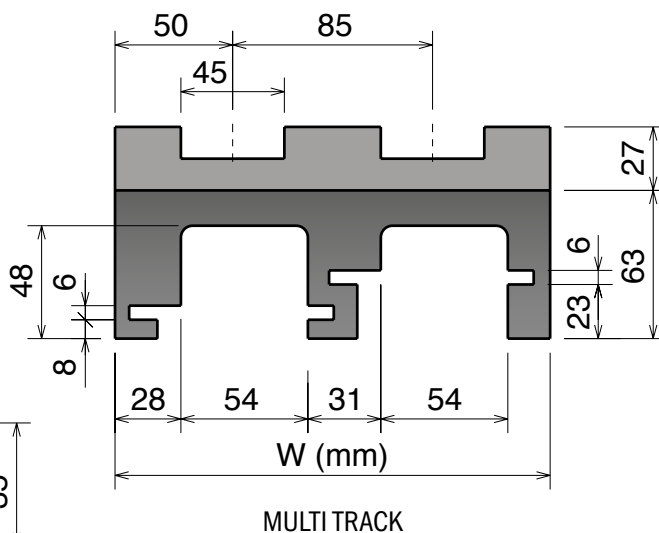
IN & OUT
 AVAILABLE ALSO
 125 mm - 100 mm - 50 mm



Available in
BluLub®



SINGLE TRACK



MULTI TRACK

Magnetic System

Upper part available, on request,
 also in **BluLub®**
 and for abrasive applications.

Part	α 15°	α 30°	α 45°	α 60°	α 75°	α 90°	Tracks	W	Material
701	701 11 110	701 11 210	701 11 310	701 11 410	701 11 510	701 11 610	1	100	Standard codes on table
701	701 11 120	701 11 220	701 11 320	701 11 420	701 11 520	701 11 620	2	185	
701	701 11 130	701 11 230	701 11 330	701 11 430	701 11 530	701 11 630	3	270	add "B" for BluLub®
701	701 11 140	701 11 240	701 11 340	701 11 440	701 11 540	701 11 640	4	355	
701	701 11 150	701 11 250	701 11 350	701 11 450	701 11 550	701 11 650	5	440	add "C" for abrasive
701	701 11 160	701 11 260	701 11 360	701 11 460	701 11 560	701 11 660	6	525	
701	701 11 170	701 11 270	701 11 370	701 11 470	701 11 570	701 11 670	7	610	add "C" for abrasive
701	701 11 180	701 11 280	701 11 380	701 11 480	701 11 580	701 11 680	8	695	

Part	α 15°	α 30°	α 45°	α 60°	α 75°	α 90°	Tracks	W	Material
701	701 11 110 RS	701 11 210 RS	701 11 310 RS	701 11 410 RS	701 11 510 RS	701 11 610 RS	1	100	RS
701	701 11 120 RS	701 11 220 RS	701 11 320 RS	701 11 420 RS	701 11 520 RS	701 11 620 RS	2	185	
701	701 11 130 RS	701 11 230 RS	701 11 330 RS	701 11 430 RS	701 11 530 RS	701 11 630 RS	3	270	add "RS" for RS-version
701	701 11 140 RS	701 11 240 RS	701 11 340 RS	701 11 440 RS	701 11 540 RS	701 11 640 RS	4	355	
701	701 11 150 RS	701 11 250 RS	701 11 350 RS	701 11 450 RS	701 11 550 RS	701 11 650 RS	5	440	add "RS" for RS-version
701	701 11 160 RS	701 11 260 RS	701 11 360 RS	701 11 460 RS	701 11 560 RS	701 11 660 RS	6	525	
701	701 11 170 RS	701 11 270 RS	701 11 370 RS	701 11 470 RS	701 11 570 RS	701 11 670 RS	7	610	add "RS" for RS-version
701	701 11 180 RS	701 11 280 RS	701 11 380 RS	701 11 480 RS	701 11 580 RS	701 11 680 RS	8	695	

880-881 M10 Series

Curve magnetiche, Tab & Bevel / Magnetic, Tab & Bevel corner tracks / Kurvenführungen Magnet, Tab & Bevel Version

Materiale / Material / Materialien:
 Polietilene UHMW-PE
 Polyethylene UHMW-PE
 Polyäthylen UHMW-PE


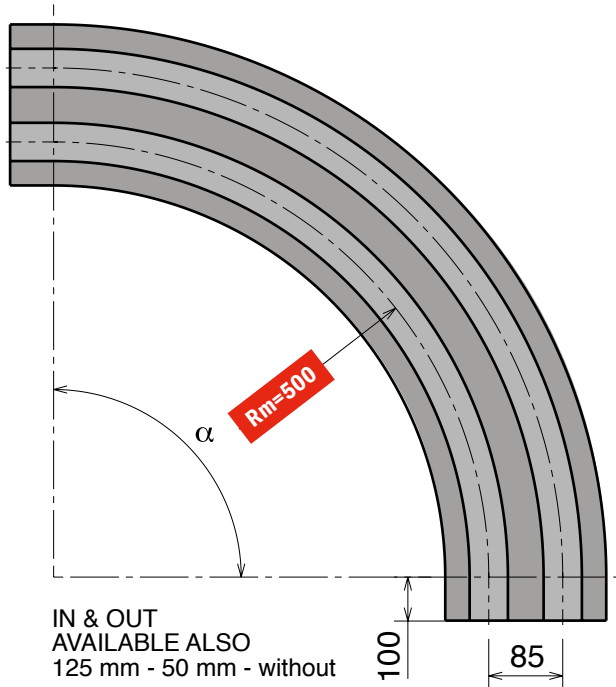
880-881 M10 Series

Chain Reference 879 M - K325 880 M - K325 880 M - K330 881 M - K325 881 M - K330

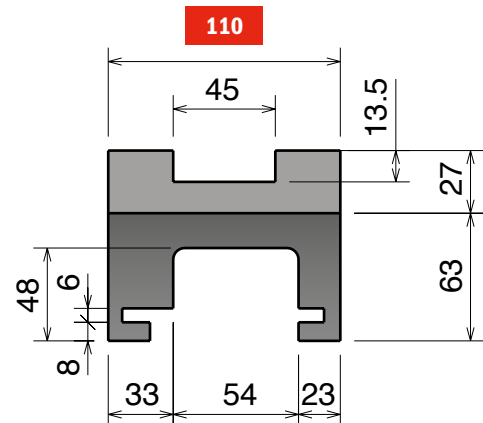
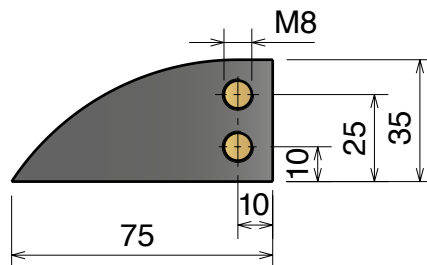
Curva Larghezza Base = 110 mm; Passo = 85 mm

Curve Basic Width = 110 mm; Pitch = 85 mm

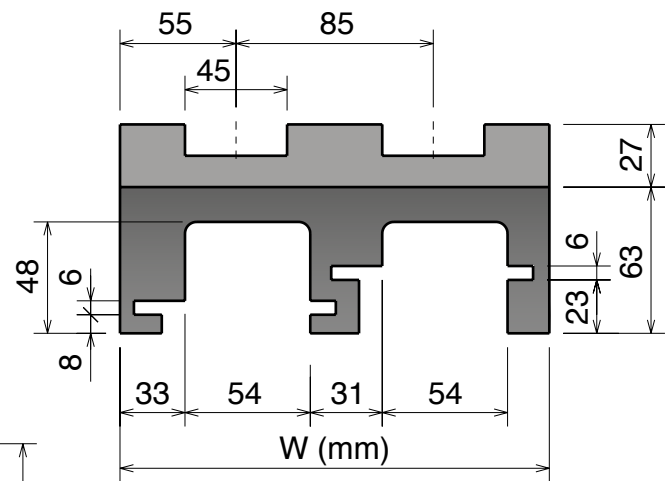
Kurve Basisbreite = 110 mm; Teilung = 85 mm



Available in
BluLub®





SINGLE TRACK





W (mm)
MULTI TRACK

Magnetic System

Upper part available, on request,
also in **BluLub®**
and for abrasive applications.

Part	α 15°	α 30°	α 45°	α 60°	α 75°	α 90°	Tracks	W	Material
711	711 11 114	711 11 214	711 11 314	711 11 414	711 11 514	711 11 614	1	110	
711	711 11 124	711 11 224	711 11 324	711 11 424	711 11 524	711 11 624	2	195	
711	711 11 134	711 11 234	711 11 334	711 11 434	711 11 534	711 11 634	3	280	
711	711 11 144	711 11 244	711 11 344	711 11 444	711 11 544	711 11 644	4	365	
711	711 11 154	711 11 254	711 11 354	711 11 454	711 11 554	711 11 654	5	450	
711	711 11 164	711 11 264	711 11 364	711 11 464	711 11 564	711 11 664	6	535	
711	711 11 174	711 11 274	711 11 374	711 11 474	711 11 574	711 11 674	7	620	
711	711 11 184	711 11 284	711 11 384	711 11 484	711 11 584	711 11 684	8	705	

Part	α 15°	α 30°	α 45°	α 60°	α 75°	α 90°	Tracks	W	Material
711	711 11 114 RS	711 11 214 RS	711 11 314 RS	711 11 414 RS	711 11 514 RS	711 11 614 RS	1	110	
711	711 11 124 RS	711 11 224 RS	711 11 324 RS	711 11 424 RS	711 11 524 RS	711 11 624 RS	2	195	
711	711 11 134 RS	711 11 234 RS	711 11 334 RS	711 11 434 RS	711 11 534 RS	711 11 634 RS	3	280	
711	711 11 144 RS	711 11 244 RS	711 11 344 RS	711 11 444 RS	711 11 544 RS	711 11 644 RS	4	365	
711	711 11 154 RS	711 11 254 RS	711 11 354 RS	711 11 454 RS	711 11 554 RS	711 11 654 RS	5	450	
711	711 11 164 RS	711 11 264 RS	711 11 364 RS	711 11 464 RS	711 11 564 RS	711 11 664 RS	6	535	
711	711 11 174 RS	711 11 274 RS	711 11 374 RS	711 11 474 RS	711 11 574 RS	711 11 674 RS	7	620	
711	711 11 184 RS	711 11 284 RS	711 11 384 RS	711 11 484 RS	711 11 584 RS	711 11 684 RS	8	705	

Movex®

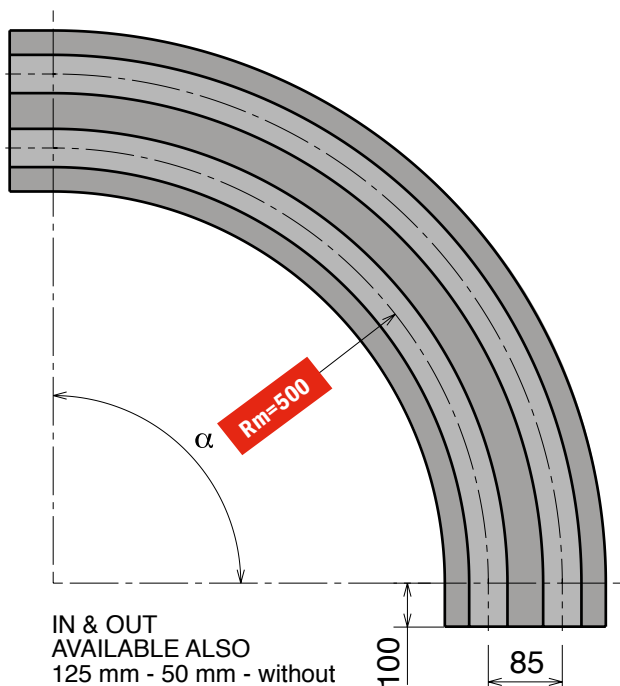
880-881 M4 Series

Chain Reference	879 M - K325	880 M - K325	880 M - K330	881 M - K325	881 M - K330
-----------------	--------------	--------------	--------------	--------------	--------------


Curva Larghezza Base = 111 mm; Passo = 85 mm

Curve Basic Width = 111 mm; Pitch = 85 mm

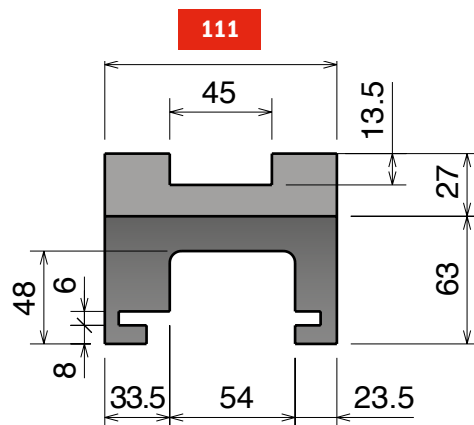
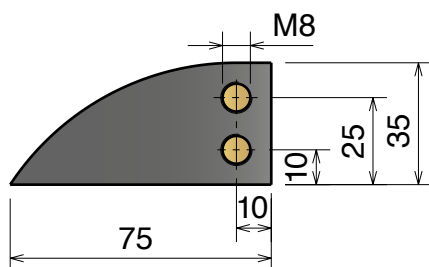
Kurve Basisbreite = 111 mm; Teilung = 85 mm



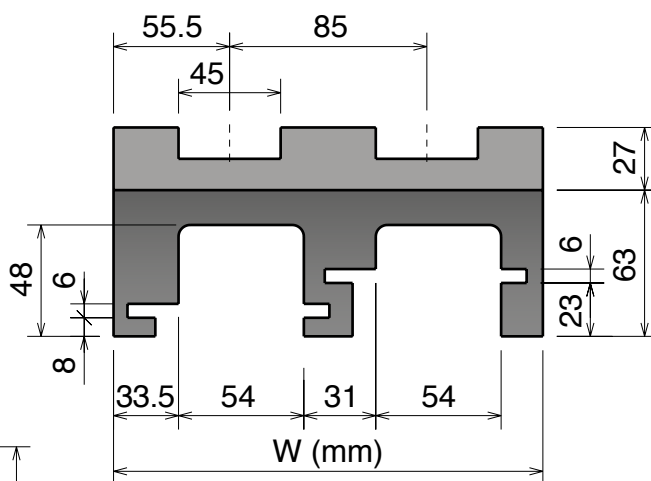
IN & OUT
 AVAILABLE ALSO
 125 mm - 50 mm - without



Available in
BluLub®







SINGLE TRACK







MULTI TRACK

Magnetic System

Upper part available, on request,
 also in **BluLub®**
 and for abrasive applications.

Part	α 15°	α 30°	α 45°	α 60°	α 75°	α 90°	Tracks	W	Material
712	712 11 114	712 11 214	712 11 314	712 11 414	712 11 514	712 11 614	1	111	 Standard codes on table
712	712 11 124	712 11 224	712 11 324	712 11 424	712 11 524	712 11 624	2	196	
712	712 11 134	712 11 234	712 11 334	712 11 434	712 11 534	712 11 634	3	281	 add "B" for BluLub®
712	712 11 144	712 11 244	712 11 344	712 11 444	712 11 544	712 11 644	4	366	
712	712 11 154	712 11 254	712 11 354	712 11 454	712 11 554	712 11 654	5	451	 add "C" for abrasive
712	712 11 164	712 11 264	712 11 364	712 11 464	712 11 564	712 11 664	6	536	
712	712 11 174	712 11 274	712 11 374	712 11 474	712 11 574	712 11 674	7	621	 add "C" for abrasive
712	712 11 184	712 11 284	712 11 384	712 11 484	712 11 584	712 11 684	8	706	

Part	α 15°	α 30°	α 45°	α 60°	α 75°	α 90°	Tracks	W	Material
712	712 11 114 RS	712 11 214 RS	712 11 314 RS	712 11 414 RS	712 11 514 RS	712 11 614 RS	1	111	 RS add "RS" for RS-version
712	712 11 124 RS	712 11 224 RS	712 11 324 RS	712 11 424 RS	712 11 524 RS	712 11 624 RS	2	196	
712	712 11 134 RS	712 11 234 RS	712 11 334 RS	712 11 434 RS	712 11 534 RS	712 11 634 RS	3	281	 RS add "RS" for RS-version
712	712 11 144 RS	712 11 244 RS	712 11 344 RS	712 11 444 RS	712 11 544 RS	712 11 644 RS	4	366	
712	712 11 154 RS	712 11 254 RS	712 11 354 RS	712 11 454 RS	712 11 554 RS	712 11 654 RS	5	451	 RS add "RS" for RS-version
712	712 11 164 RS	712 11 264 RS	712 11 364 RS	712 11 464 RS	712 11 564 RS	712 11 664 RS	6	536	
712	712 11 174 RS	712 11 274 RS	712 11 374 RS	712 11 474 RS	712 11 574 RS	712 11 674 RS	7	621	 RS add "RS" for RS-version
712	712 11 184 RS	712 11 284 RS	712 11 384 RS	712 11 484 RS	712 11 584 RS	712 11 684 RS	8	706	

880-881 M1 Series

Curve magnetiche, Tab & Bevel / Magnetic, Tab & Bevel corner tracks / Kurvenführungen Magnet, Tab & Bevel Version

Materiale / Material / Materialien:

Polietilene UHMW-PE

Polyethylene UHMW-PE

Polyäthylen UHMW-PE

880-881 M1 Series

New

Chain Reference

879 M - K325

880 M - K325

880 M - K330

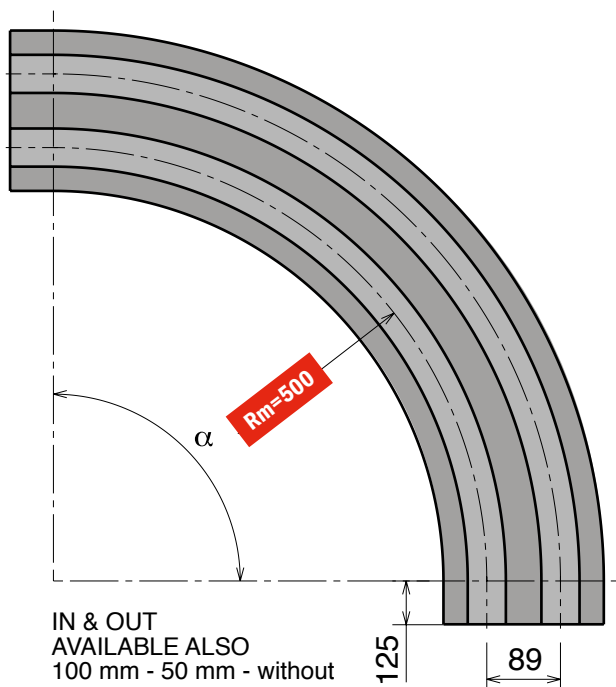
881 M - K325

881 M - K330


Curva Larghezza Base = 100 mm; Passo = 89 mm

Curve Basic Width = 100 mm; Pitch = 89 mm

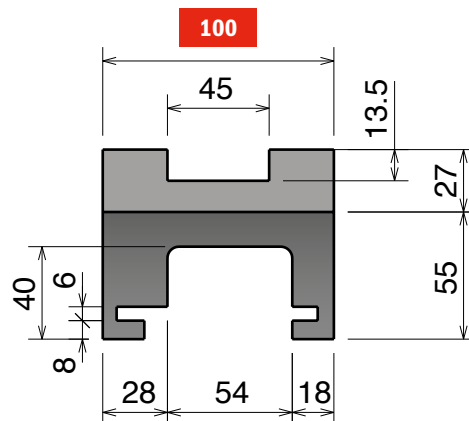
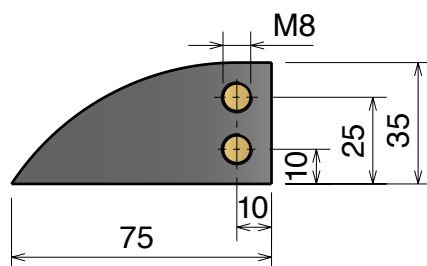
Kurve Basisbreite = 100 mm; Teilung = 89 mm



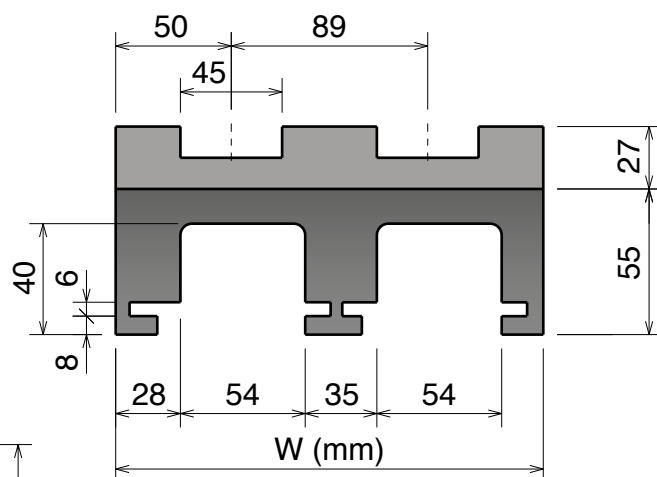
IN & OUT
AVAILABLE ALSO
100 mm - 50 mm - without



Available in
BluLub®






SINGLE TRACK




MULTI TRACK

Magnetic System

Upper part available, on request,
also in **BluLub®**
and for abrasive applications.

Part	α 15°	α 30°	α 45°	α 60°	α 75°	α 90°	Tracks	W	Material
730	730 11 115	730 11 215	730 11 315	730 11 415	730 11 515	730 11 615	1	100	 Standard codes on table
730	730 11 125	730 11 225	730 11 325	730 11 425	730 11 525	730 11 625	2	189	
730	730 11 135	730 11 235	730 11 335	730 11 435	730 11 535	730 11 635	3	278	
730	730 11 145	730 11 245	730 11 345	730 11 445	730 11 545	730 11 645	4	367	 add "B" for BluLub®
730	730 11 155	730 11 255	730 11 355	730 11 455	730 11 555	730 11 655	5	456	
730	730 11 165	730 11 265	730 11 365	730 11 465	730 11 565	730 11 665	6	545	
730	730 11 175	730 11 275	730 11 375	730 11 475	730 11 575	730 11 675	7	634	 add "C" for abrasive
730	730 11 185	730 11 285	730 11 385	730 11 485	730 11 585	730 11 685	8	723	

Part	α 15°	α 30°	α 45°	α 60°	α 75°	α 90°	Tracks	W	Material
730	730 11 115 RS	730 11 215 RS	730 11 315 RS	730 11 415 RS	730 11 515 RS	730 11 615 RS	1	100	 RS add "RS" for RS-version
730	730 11 125 RS	730 11 225 RS	730 11 325 RS	730 11 425 RS	730 11 525 RS	730 11 625 RS	2	189	
730	730 11 135 RS	730 11 235 RS	730 11 335 RS	730 11 435 RS	730 11 535 RS	730 11 635 RS	3	278	
730	730 11 145 RS	730 11 245 RS	730 11 345 RS	730 11 445 RS	730 11 545 RS	730 11 645 RS	4	367	
730	730 11 155 RS	730 11 255 RS	730 11 355 RS	730 11 455 RS	730 11 555 RS	730 11 655 RS	5	456	
730	730 11 165 RS	730 11 265 RS	730 11 365 RS	730 11 465 RS	730 11 565 RS	730 11 665 RS	6	545	
730	730 11 175 RS	730 11 275 RS	730 11 375 RS	730 11 475 RS	730 11 575 RS	730 11 675 RS	7	634	
730	730 11 185 RS	730 11 285 RS	730 11 385 RS	730 11 485 RS	730 11 585 RS	730 11 685 RS	8	723	

880-881 M5 A/C/D Series

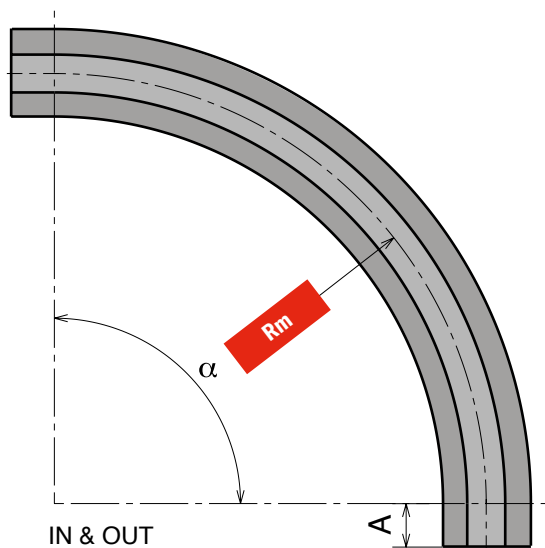
New

Chain Reference	879 M - K325	880 M - K325	880 M - K330	881 M - K325	881 M - K330
-----------------	--------------	--------------	--------------	--------------	--------------


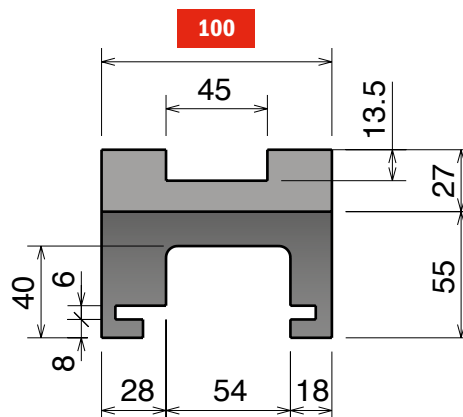
Curva Larghezza Base = 100 mm

Curve Basic Width = 100 mm

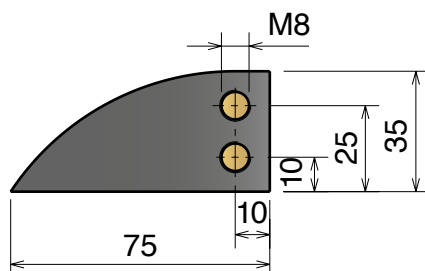
Kurve Basisbreite = 100 mm



IN & OUT
 AVAILABLE ALSO
 100 mm - 50 mm - without



Available in
BluLub®



Magnetic System

Upper part available, on request,
 also in **BluLub®**
 and for abrasive applications.

M5A Series - Rm 680

Part	α 15°	α 30°	α 45°	α 60°	α 75°	α 90°		Tracks	W	A
703	703 15 114	703 15 214	703 15 314	703 15 414	703 15 514	703 15 614		1	100	100
Material	Standard codes on table			add "B" for BluLub®		add "C" for abrasive			add "RS" for RS -version	

M5C Series - Rm 860

Part	α 15°	α 30°	α 45°	α 60°	α 75°	α 90°		Tracks	W	A
703	703 18 115	703 18 215	703 18 315	703 18 415	703 18 515	703 18 615		1	100	125
Material	Standard codes on table			add "B" for BluLub®		add "C" for abrasive			add "RS" for RS -version	

M5D Series - Rm 1000

Part	α 15°	α 30°	α 45°	α 60°	α 75°	α 90°		Tracks	W	A
703	703 19 110	703 19 210	703 19 310	703 19 410	703 19 510	703 19 610		1	100	0
Material	Standard codes on table			add "B" for BluLub®		add "C" for abrasive			add "RS" for RS -version	

880-881 M8 Series

Curve magnetiche, Tab & Bevel / Magnetic, Tab & Bevel corner tracks / Kurvenführungen Magnet, Tab & Bevel Version

Materiale / Material / Materialien:

Polietilene UHMW-PE

Polyethylene UHMW-PE

Polyäthylen UHMW-PE

880-881 M8 Series

Chain Reference

879 M - K325

880 M - K325

880 M - K330


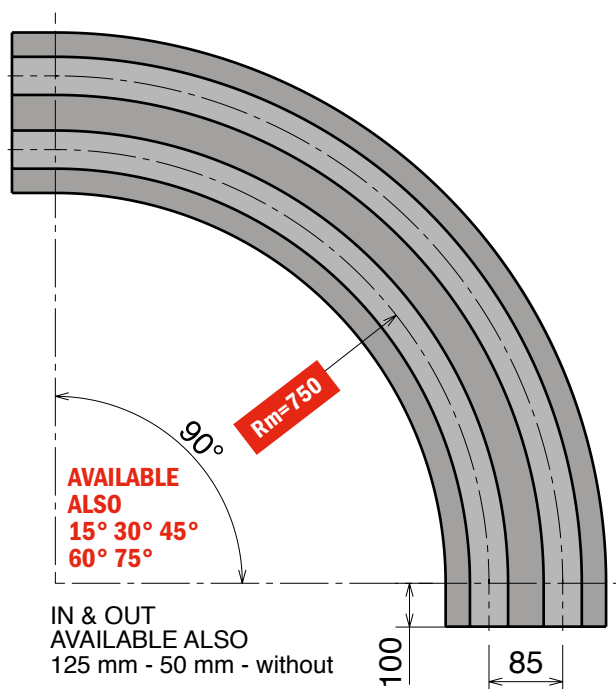
881 M - K325

881 M - K330

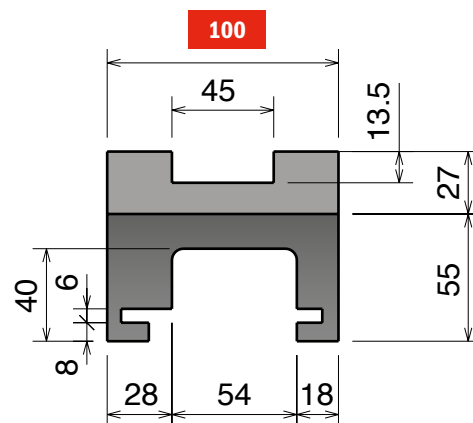
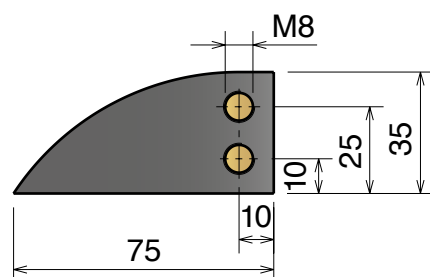
Curva Larghezza Base = 100 mm; Passo = 85 mm

Curve Basic Width = 100 mm; Pitch = 85 mm

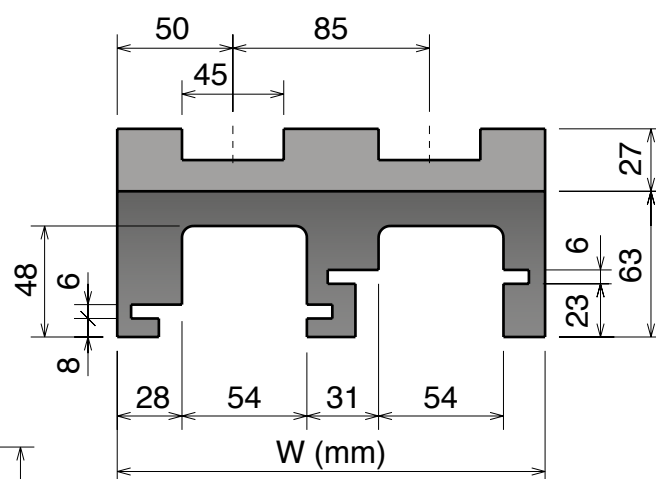
Kurve Basisbreite = 100 mm; Teilung = 85 mm



Available in
BluLub®



SINGLE TRACK



MULTI TRACK

Magnetic System

Upper part available, on request,
also in **BluLub®**
and for abrasive applications.

Part	Article-Nr.	Tracks	W	Material
702	702 16 614	1	100	Standard codes on table
702	702 16 624	2	185	
702	702 16 634	3	270	
702	702 16 644	4	355	add "B" for BluLub®
702	702 16 654	5	440	
702	702 16 664	6	525	
702	702 16 674	7	610	add "C" for abrasive
702	702 16 684	8	695	

Part	Article-Nr.	Tracks	W	Material
702	702 16 614 RS	1	100	RS add "RS" for RS-version
702	702 16 624 RS	2	195	
702	702 16 634 RS	3	280	
702	702 16 644 RS	4	365	
702	702 16 654 RS	5	450	
702	702 16 664 RS	6	535	
702	702 16 674 RS	7	620	
702	702 16 684 RS	8	705	

Movex®


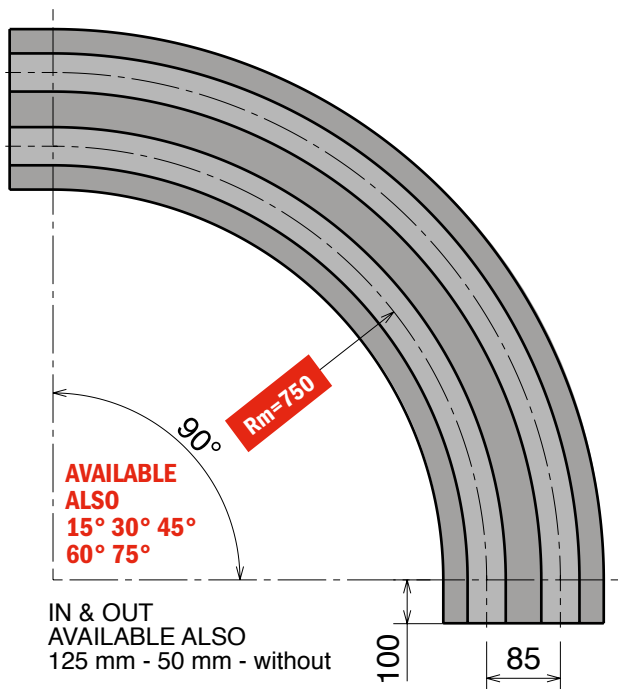
880-881 M42 Series

Chain Reference	879 M - K325	880 M - K325	880 M - K330	881 M - K325	881 M - K330
-----------------	--------------	--------------	--------------	--------------	--------------

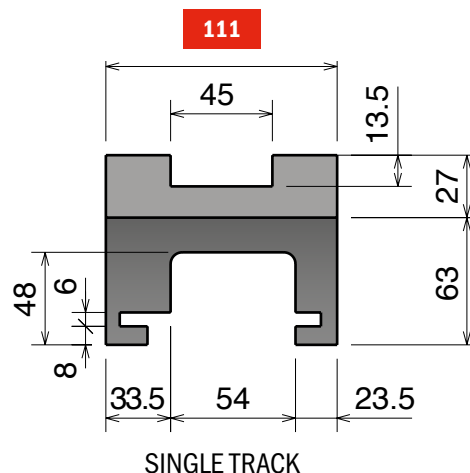
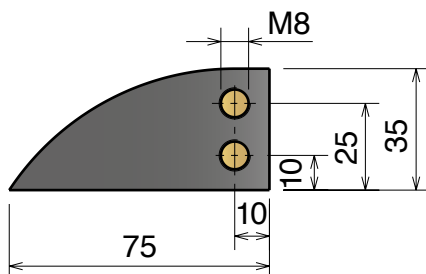
Curva Larghezza Base = 111 mm; Passo = 85 mm

Curve Basic Width = 111 mm; Pitch = 85 mm

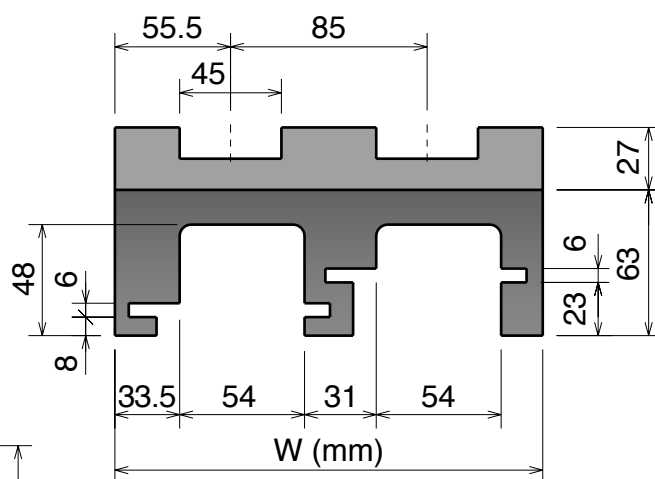
Kurve Basisbreite = 111 mm; Teilung = 85 mm



Available in
BluLub®







SINGLE TRACK







MULTI TRACK

Magnetic System

Upper part available, on request,
 also in **BluLub®**
 and for abrasive applications.

Part	Article-Nr.	Tracks	W	Material
713	713 16 614	1	111	 Standard codes on table
713	713 16 624	2	196	
713	713 16 634	3	281	 add "B" for BluLub®
713	713 16 644	4	366	
713	713 16 654	5	451	 add "C" for abrasive
713	713 16 664	6	536	
713	713 16 674	7	621	 RS add "RS" for RS-version
713	713 16 684	8	706	

Part	Article-Nr.	Tracks	W	Material
713	713 16 614 RS	1	111	 RS add "RS" for RS-version
713	713 16 624 RS	2	196	
713	713 16 634 RS	3	281	 RS add "RS" for RS-version
713	713 16 644 RS	4	366	
713	713 16 654 RS	5	451	 RS add "RS" for RS-version
713	713 16 664 RS	6	536	
713	713 16 674 RS	7	621	 RS add "RS" for RS-version
713	713 16 684 RS	8	706	

880-881 M9 Series

Curve magnetiche, Tab & Bevel / Magnetic, Tab & Bevel corner tracks / Kurvenführungen Magnet, Tab & Bevel Version

Materiale / Material / Materialien:

Poliethylene UHMW-PE

Polyethylene UHMW-PE

Polyäthylen UHMW-PE

880-881 M9 Series

Chain Reference

879 M - K325

880 M - K325

880 M - K330


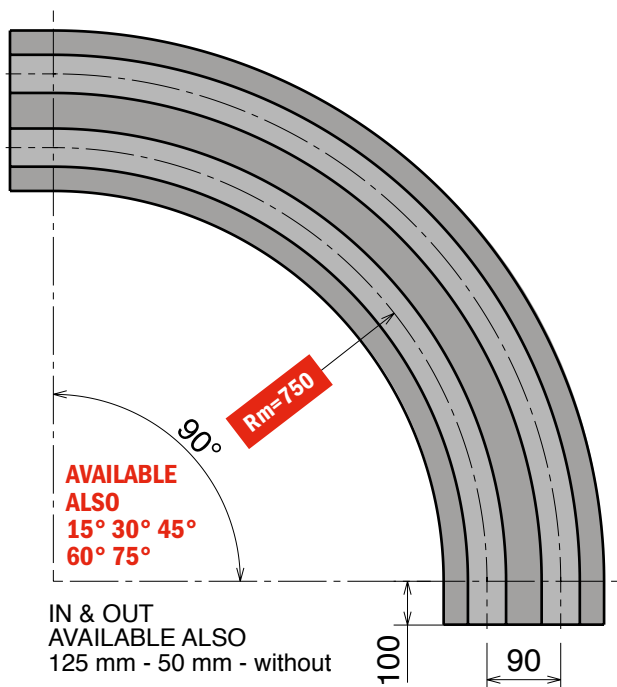
881 M - K325

881 M - K330

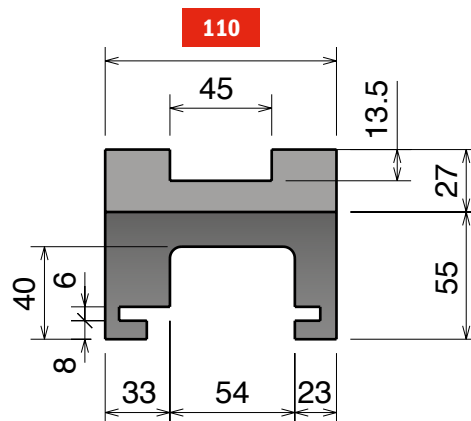
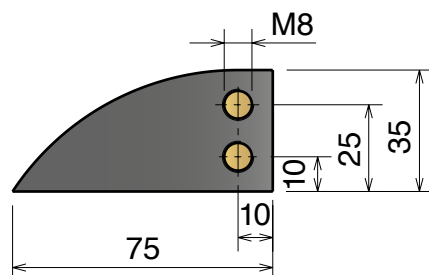
Curva Larghezza Base = 110 mm; Passo = 90 mm

Curve Basic Width = 110 mm; Pitch = 90 mm

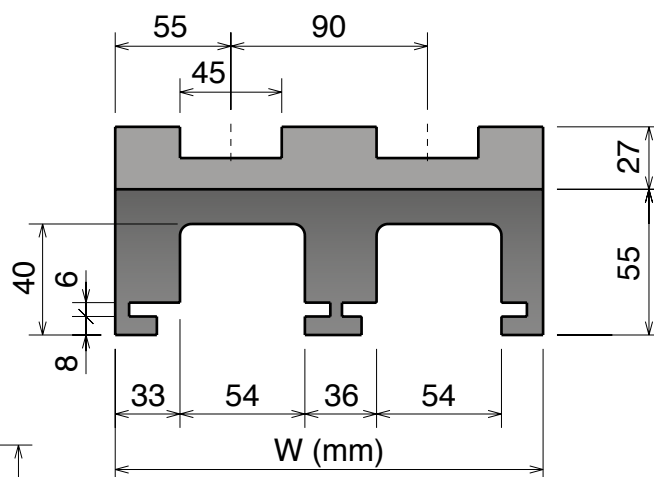
Kurve Basisbreite = 110 mm; Teilung = 90 mm



Available in
BluLub®



SINGLE TRACK



MULTI TRACK

Magnetic System

Upper part available, on request,
also in **BluLub®**
and for abrasive applications.

Part	Article-Nr.	Tracks	W	Material
714	714 16 614	1	110	Standard codes on table
714	714 16 624	2	200	
714	714 16 634	3	290	
714	714 16 644	4	380	add "B" for BluLub®
714	714 16 654	5	470	
714	714 16 664	6	560	
714	714 16 674	7	650	add "C" for abrasive
714	714 16 684	8	740	

Part	Article-Nr.	Tracks	W	Material
714	714 16 614 RS	1	110	RS add "RS" for RS-version
714	714 16 624 RS	2	200	
714	714 16 634 RS	3	290	
714	714 16 644 RS	4	380	
714	714 16 654 RS	5	470	
714	714 16 664 RS	6	560	
714	714 16 674 RS	7	650	
714	714 16 684 RS	8	740	

Movex®

880-881 M43 Series


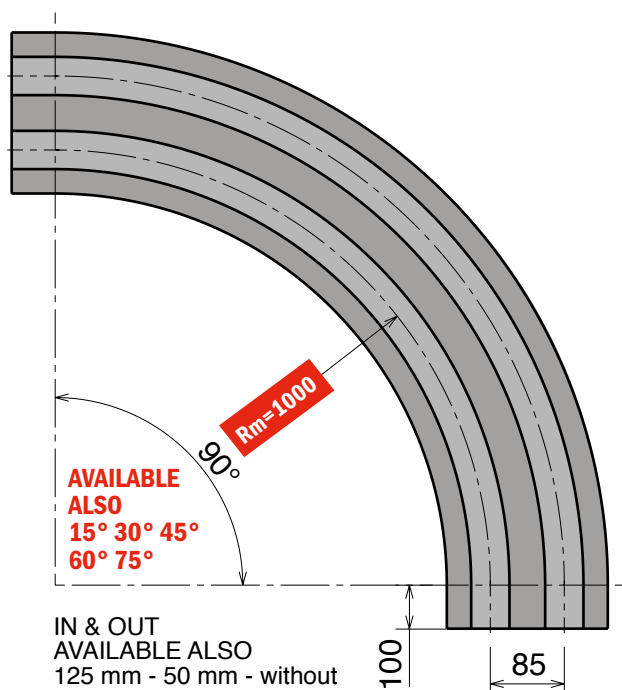
New

Chain Reference	879 M - K325	880 M - K325	880 M - K330	881 M - K325	881 M - K330
-----------------	--------------	--------------	--------------	--------------	--------------

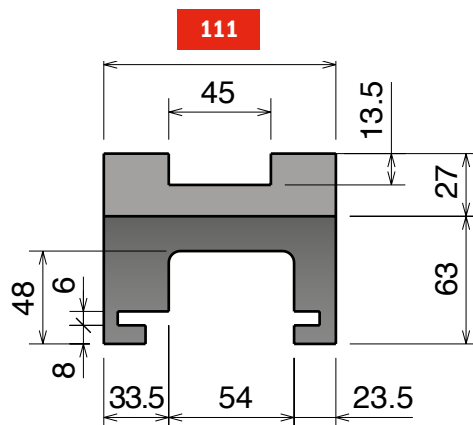
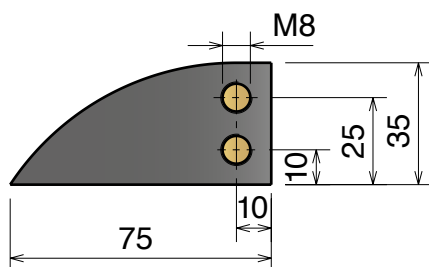
Curva Larghezza Base = 111 mm; Passo = 85 mm

Curve Basic Width = 111 mm; Pitch = 85 mm

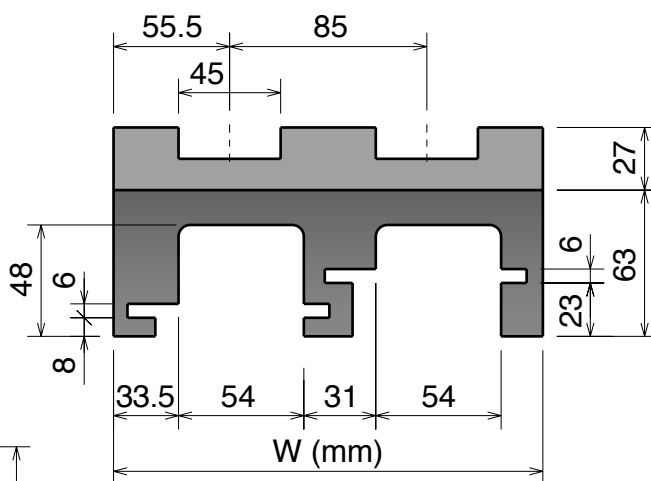
Kurve Basisbreite = 111 mm; Teilung = 85 mm



Available in
BluLub®







SINGLE TRACK







MULTI TRACK

Magnetic System

Upper part available, on request,
 also in **BluLub®**
 and for abrasive applications.

Part	Article-Nr.	Tracks	W	Material
712	712 19 614	1	111	 Standard codes on table
712	712 19 624	2	196	
712	712 19 634	3	281	 add "B" for BluLub®
712	712 19 644	4	366	
712	712 19 654	5	451	 add "C" for abrasive
712	712 19 664	6	536	
712	712 19 674	7	621	 RS add "RS" for RS-version
712	712 19 684	8	706	

Part	Article-Nr.	Tracks	W	Material
712	712 19 614 RS	1	111	 RS add "RS" for RS-version
712	712 19 624 RS	2	196	
712	712 19 634 RS	3	281	 RS add "RS" for RS-version
712	712 19 644 RS	4	366	
712	712 19 654 RS	5	451	 RS add "RS" for RS-version
712	712 19 664 RS	6	536	
712	712 19 674 RS	7	621	 RS add "RS" for RS-version
712	712 19 684 RS	8	706	

880-881 K450 M21A Series

Curve magnetiche, Tab & Bevel / Magnetic, Tab & Bevel corner tracks / Kurvenführungen Magnet, Tab & Bevel Version

Materiale / Material / Materialien:

Poliethylene UHMW-PE

Polyethylene UHMW-PE

Polyäthylen UHMW-PE

880-881 K450 M21A Series

Chain Reference

879 M - K450


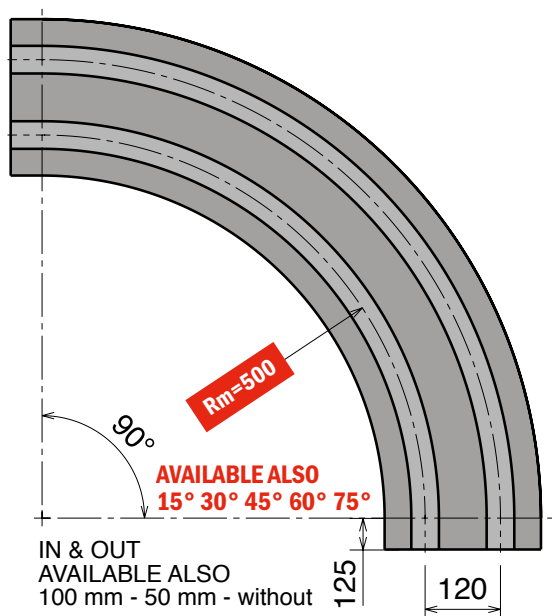
880 M - K450

881 M - K450

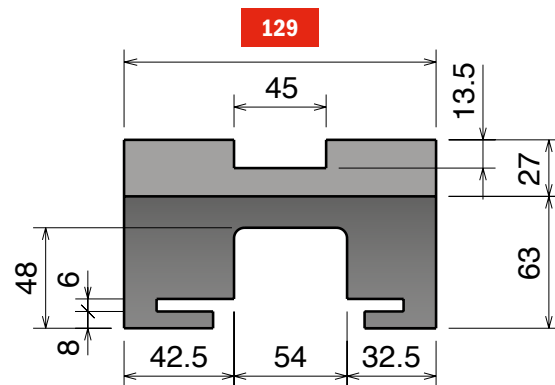
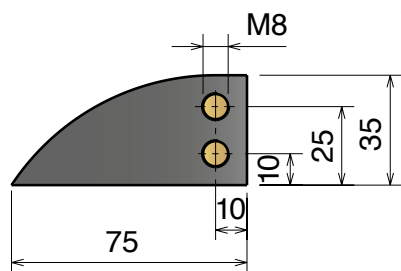
Curva Larghezza Base = 129 mm; Passo = 120 mm

Curve Basic Width = 129 mm; Pitch = 120 mm

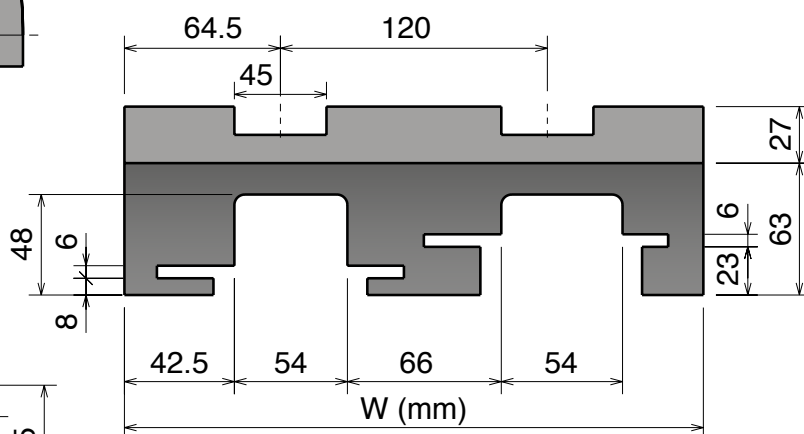
Kurve Basisbreite = 129 mm; Teilung = 120 mm



Available in
BluLub®



SINGLE TRACK



MULTI TRACK

Magnetic System

Upper part available, on request,
also in **BluLub®**
and for abrasive applications.

Part	Article-Nr.	Tracks	W	Material
715	715 11 615	1	129	Standard codes on table
715	715 11 625	2	249	
715	715 11 635	3	369	add "B" for BluLub®
715	715 11 645	4	489	
715	715 11 655	5	609	add "C" for abrasive

Part	Article-Nr.	Tracks	W	Material
715	715 11 615 RS	1	129	add "RS" for RS-version
715	715 11 625 RS	2	249	
715	715 11 635 RS	3	369	
715	715 11 645 RS	4	489	
715	715 11 655 RS	5	609	

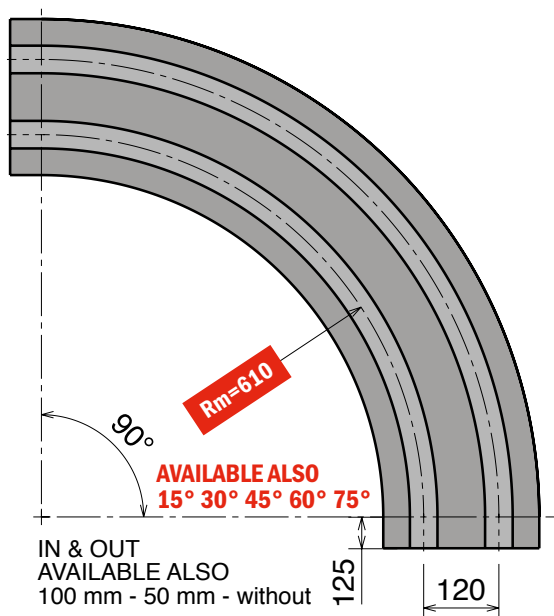
880-881 K450 M22A Series

Chain Reference	879 M - K450	880 M - K450	881 M - K450
-----------------	--------------	--------------	--------------

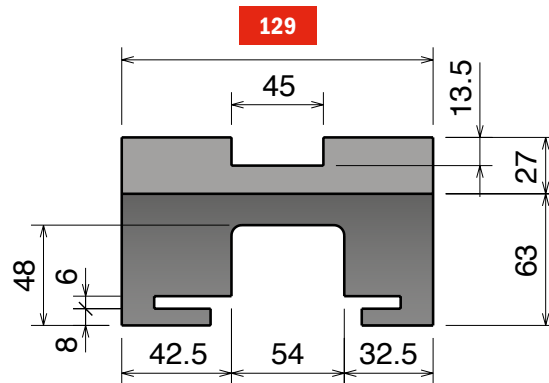
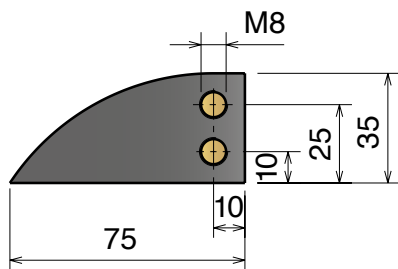
Curva Larghezza Base = 129 mm; Passo = 120 mm

Curve Basic Width = 129 mm; Pitch = 120 mm

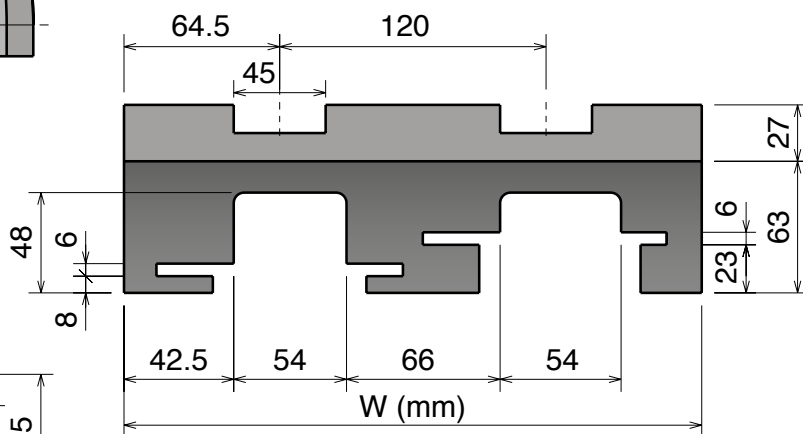
Kurve Basisbreite = 129 mm; Teilung = 120 mm



Available in
BluLub®






SINGLE TRACK




MULTI TRACK

Magnetic System

Upper part available, on request,
also in **BluLub®**
and for abrasive applications.

Part	Article-Nr.	Tracks	W	Material
704	704 13 615	1	129	 Standard codes on table
704	704 13 625	2	249	
704	704 13 635	3	369	 add "B" for BluLub®
704	704 13 645	4	489	
704	704 13 655	5	609	 add "C" for abrasive

Part	Article-Nr.	Tracks	W	Material
704	704 13 615 RS	1	129	 RS
704	704 13 625 RS	2	249	
704	704 13 635 RS	3	369	add "RS" for RS-version
704	704 13 645 RS	4	489	
704	704 13 655 RS	5	609	

880-881 K450 M27 Series

Curve magnetiche, Tab & Bevel / Magnetic, Tab & Bevel corner tracks / Kurvenführungen Magnet, Tab & Bevel Version

Materiale / Material / Materialien:
 Polietilene UHMW-PE
 Polyethylene UHMW-PE
 Polyäthylen UHMW-PE

880-881 K450 M27 Series


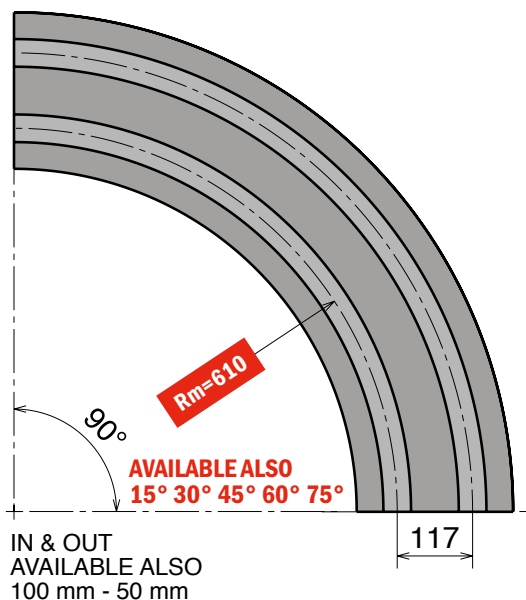
New

Chain Reference 879 M - K450 880 M - K450 881 M - K450

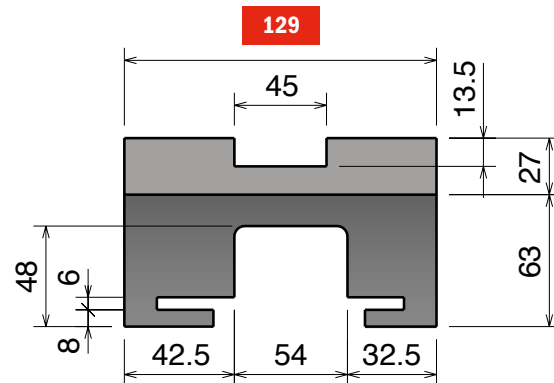
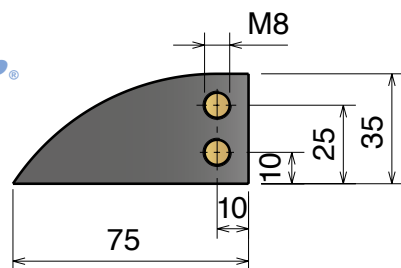
Curva Larghezza Base = 129 mm; Passo = 117 mm

Curve Basic Width = 129 mm; Pitch = 117 mm

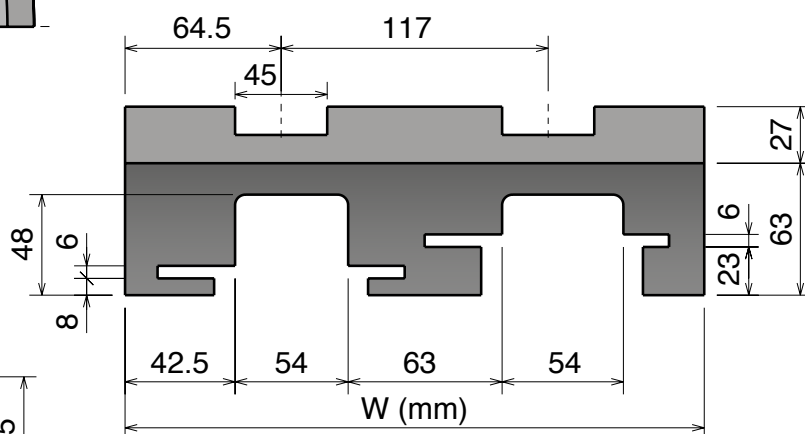
Kurve Basisbreite = 129 mm; Teilung = 117 mm



Available in
BluLub®





SINGLE TRACK




MULTI TRACK

Magnetic System

Upper part available, on request,
 also in **BluLub®**
 and for abrasive applications.

Part	Article-Nr.	Tracks	W	Material
731	731 13 610	1	129	 Standard codes on table
731	731 13 620	2	246	
731	731 13 630	3	363	
731	731 13 640	4	480	 add "B" for BluLub®
731	731 13 650	5	597	
731	731 13 660	6	714	
731	731 13 670	7	831	 add "C" for abrasive
731	731 13 680	8	948	

Part	Article-Nr.	Tracks	W	Material
731	731 13 610 RS	1	129	 RS add "RS" for RS-version
731	731 13 620 RS	2	246	
731	731 13 630 RS	3	363	
731	731 13 640 RS	4	480	
731	731 13 650 RS	5	597	
731	731 13 660 RS	6	714	
731	731 13 670 RS	7	831	
731	731 13 680 RS	8	948	

Movex®

880-881 K750 M61 Series

Chain Reference

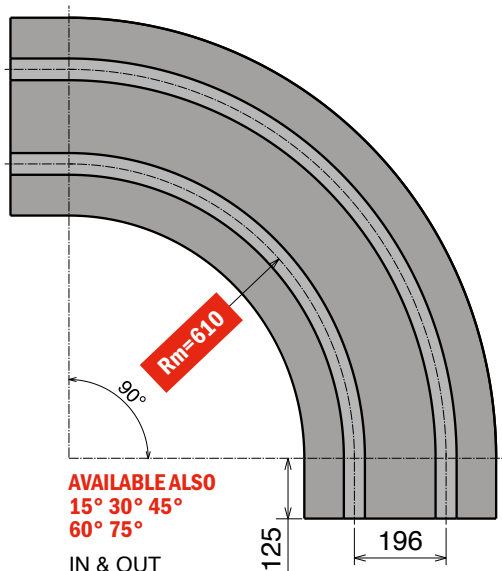
880 M - K750

881 M - K750

Curva Larghezza Base = 214 mm; Passo = 196 mm

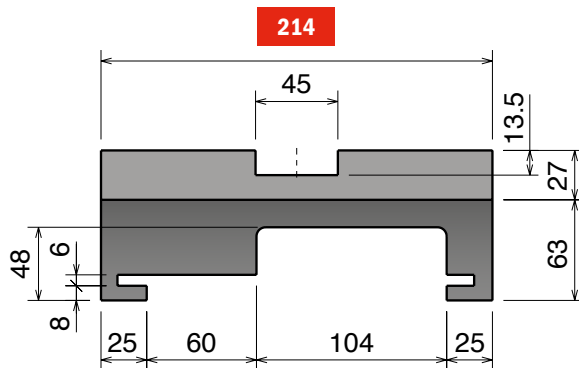
Curve Basic Width = 214 mm; Pitch = 196 mm

Kurve Basisbreite = 214 mm; Teilung = 196 mm

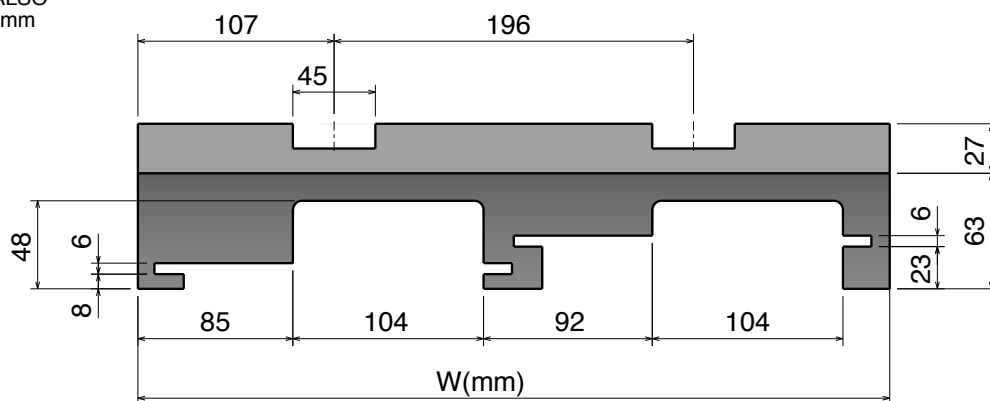


AVAILABLE ALSO
15° 30° 45°
60° 75°


IN & OUT
AVAILABLE ALSO
100 mm - 50 mm
without



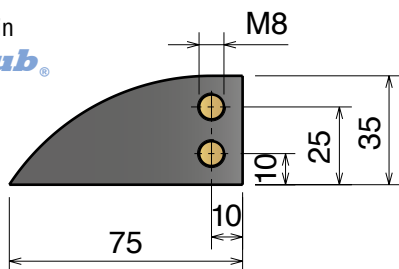
SINGLE TRACK



MULTI TRACK



Available in
BluLub®



Upper part available, on request,
also in **BluLub®**
and for abrasive applications.

Magnetic System

Part	Article-Nr.	Tracks	W	Material
716	716 13 615	1	214	 Standard codes on table
716	716 13 625	2	410	
716	716 13 635	3	606	



add "B" for
BluLub®

add "C"
for abrasive

Part	Article-Nr.	Tracks	W	Material
716	716 13 615 RS	1	214	 RS add "RS" for RS-version
716	716 13 625 RS	2	410	
716	716 13 635 RS	3	606	

880-881 K750 M62/66/65 Series

Curve magnetiche, Tab & Bevel / Magnetic, Tab & Bevel corner tracks / Kurvenführungen Magnet, Tab & Bevel Version

Materiale / Material / Materialien:

Polietilene UHMW-PE

Polyethylene UHMW-PE

Polyäthylen UHMW-PE

880-881 K750 M62/66/65 Series

Chain Reference

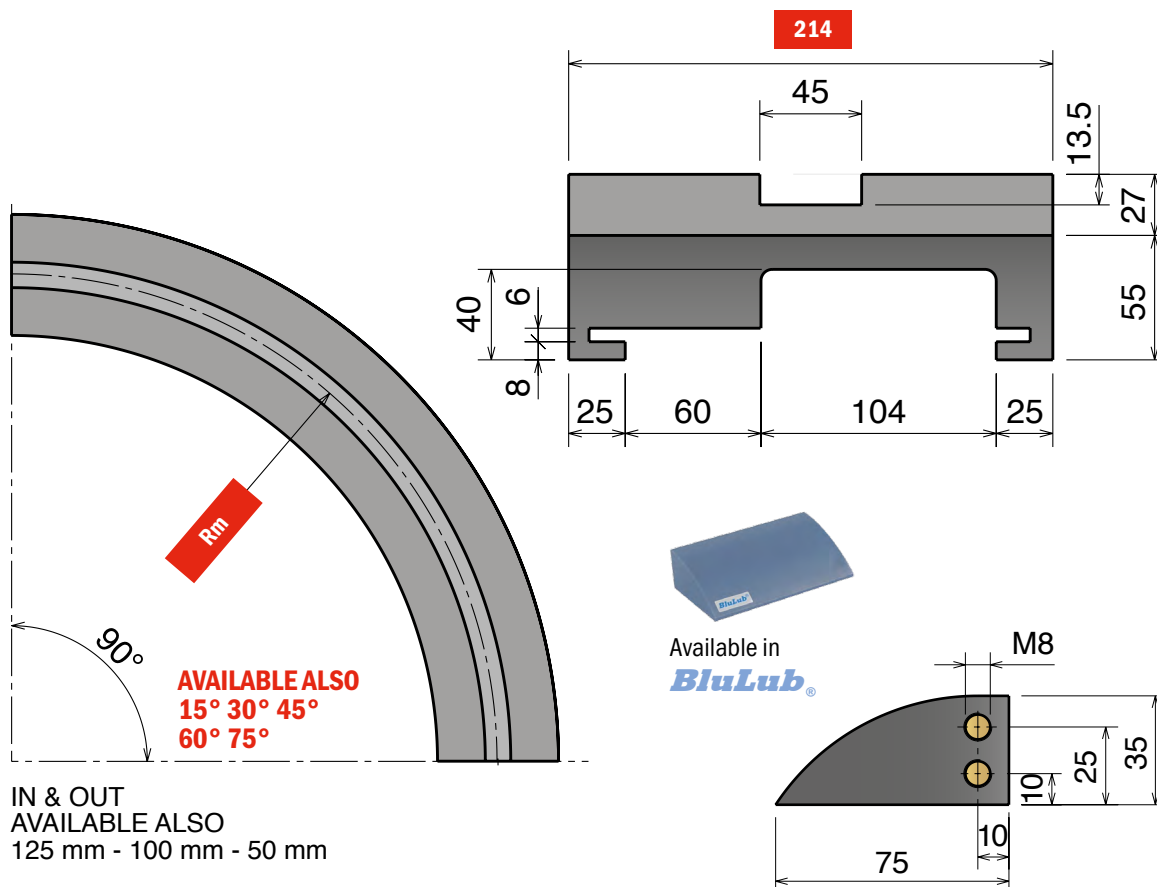
880 M - K750

881 M - K750

Curva Larghezza Base = 214 mm

Curve Basic Width = 214 mm

Kurve Basisbreite = 214 mm



Magnetic System

Upper part available, on request, also in **BluLub®** and for abrasive applications.

Part	Article-Nr.	Tracks	W	R	Material
707	707 16 610	1	214	750	 Standard codes on table
707	707 18 610	1	214	860	
707	707 19 610	1	214	1000	

add "**B**" for **BluLub®**

add "**C**" for abrasive

Part	Article-Nr.	Tracks	W	R	Material
707	707 16 610 RS	1	214	750	 RS add " RS " for RS-version
707	707 18 610 RS	1	214	860	
707	707 19 610 RS	1	214	1000	

882-8857 K750 M81 Series

Chain Reference

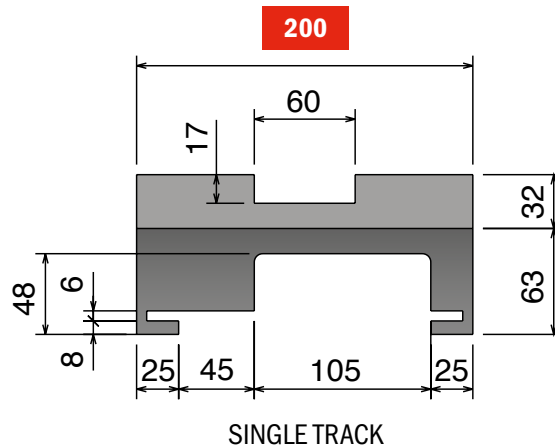
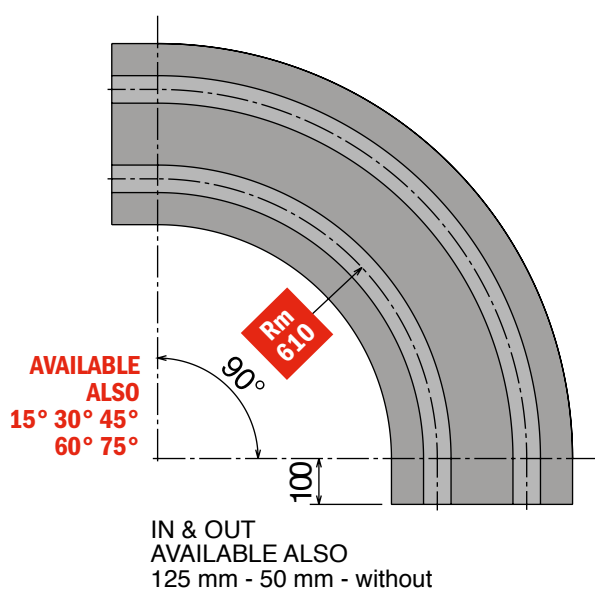
882 M - K750

8857 M - K750

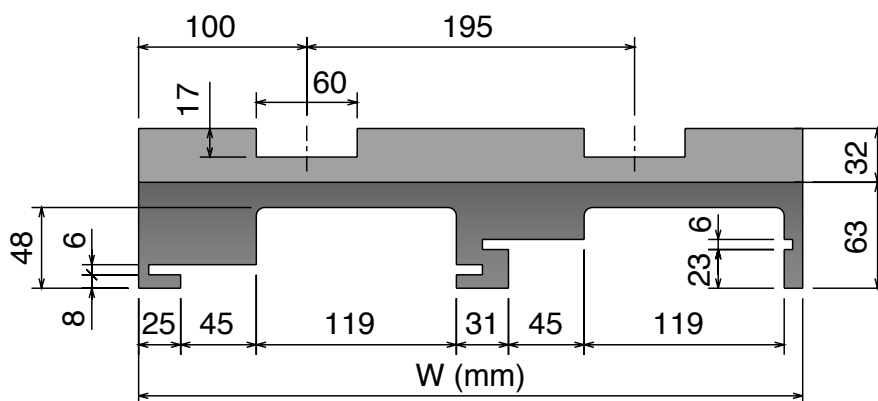
Curva Larghezza Base = 200 mm; Passo = 195 mm

Curve Basic Width = 200 mm; Pitch = 195 mm


Kurve Basisbreite = 200 mm; Teilung = 195 mm



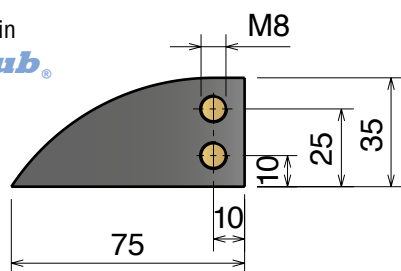
SINGLE TRACK



MULTI TRACK



Available in
BluLub®



Magnetic System

Upper part available, on request,
 also in **BluLub®**
 and for abrasive applications.

Part	Article-Nr.	Tracks	W	Material
717	717 13 614	1	200	Standard codes on table
717	717 13 624	2	395	
717	717 13 634	3	590	
717	717 13 644	4	785	



add "**B**" for
BluLub®



add "**C**"
 for abrasive

Part	Article-Nr.	Tracks	W	Material
717	717 13 614 RS	1	200	RS add " RS " for RS-version
717	717 13 624 RS	2	395	
717	717 13 634 RS	3	590	
717	717 13 644 RS	4	785	

882-8857 K750 M85 Series

Curve magnetiche, Tab & Bevel / Magnetic, Tab & Bevel corner tracks / Kurvenführungen Magnet, Tab & Bevel Version

Materiale / Material / Materialien:

Poliethylene UHMW-PE

Polyethylene UHMW-PE

Polyäthylen UHMW-PE

882-8857 K750 M85 Series

Chain Reference

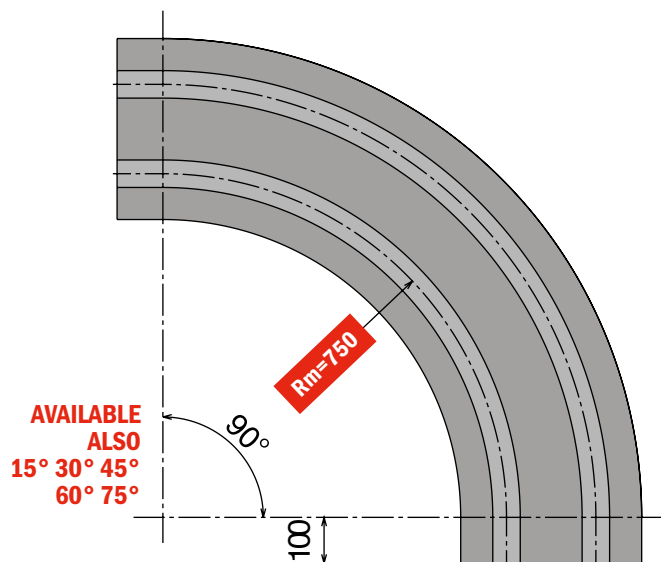
882 M - K750

8857 M - K750

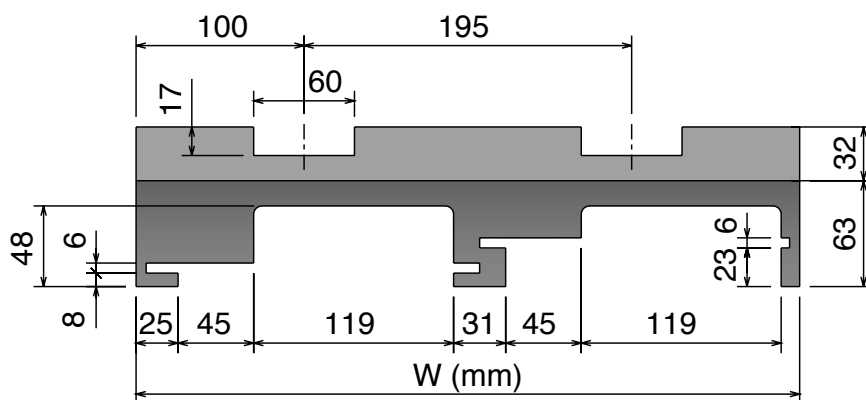
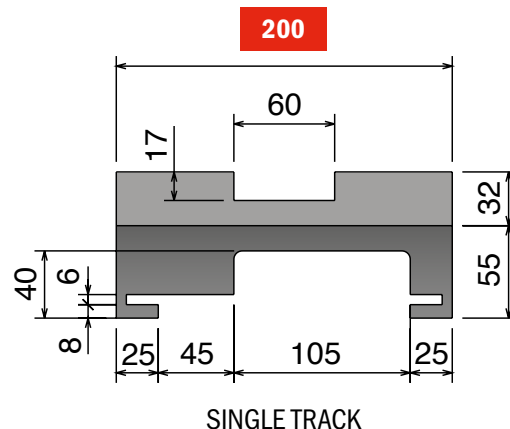
Curva Larghezza Base = 200 mm; Passo = 195 mm

Curve Basic Width = 200 mm; Pitch = 195 mm


Kurve Basisbreite = 200 mm; Teilung = 195 mm



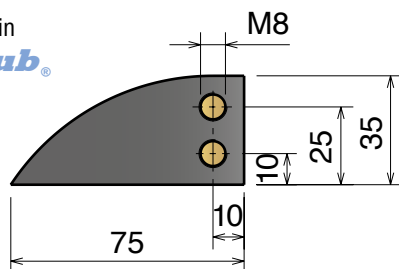
IN & OUT
AVAILABLE ALSO
125 mm - 50 mm - without



MULTI TRACK



Available in
BluLub®



Magnetic System

Upper part available, on request,
also in **BluLub®**
and for abrasive applications.

Part	Article-Nr.	Tracks	W	Material
718	718 16 614	1	200	Standard codes on table
718	718 16 624	2	395	
718	718 16 634	3	590	

add "B" for
BluLub®

add "C" for
abrasive

Part	Article-Nr.	Tracks	W	Material
718	718 16 614 RS	1	200	RS add "RS" for RS-version
718	718 16 624 RS	2	395	
718	718 16 634 RS	3	590	

882-8857 K750 M86 Series

Chain Reference

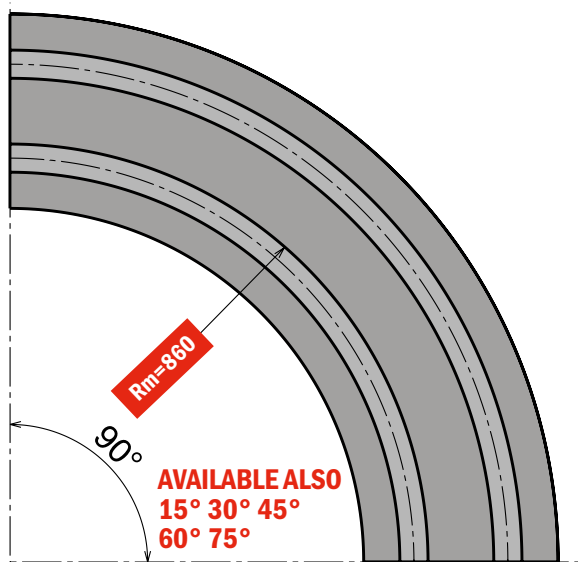
882 M - K750

8857 M - K750

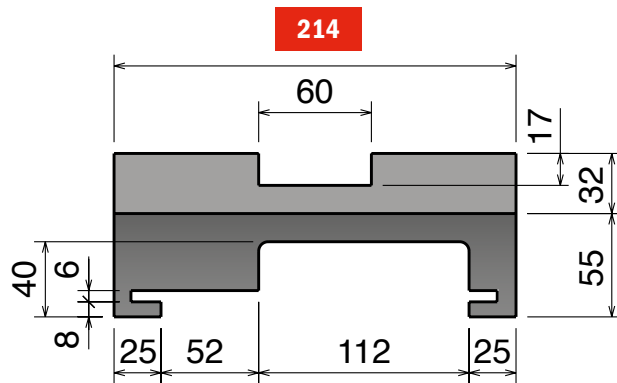
Curva Larghezza Base = 214 mm; Passo = 200 mm

Curve Basic Width = 214 mm; Pitch = 200 mm

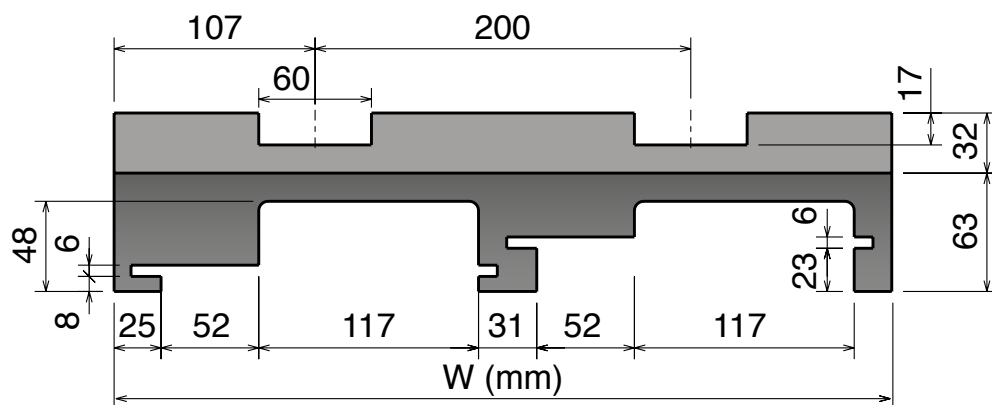
Kurve Basisbreite = 214 mm; Teilung = 200 mm




IN & OUT
AVAILABLE ALSO
125 mm
100 mm
50 mm



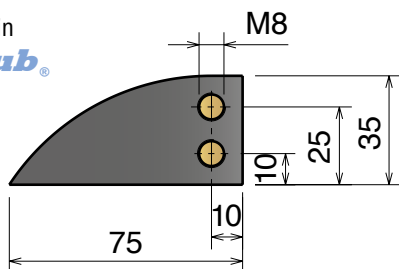
SINGLE TRACK



MULTI TRACK



Available in
BluLub®



Upper part available, on request,
also in **BluLub®**
and for abrasive applications.

Magnetic System

Part	Article-Nr.	Tracks	W	Material
708	708 18 610	1	214	 Standard codes on table
708	708 18 620	2	414	
708	708 18 630	3	614	

add "**B**" for
BluLub®

add "**C**"
for abrasive

Part	Article-Nr.	Tracks	W	Material
708	708 18 610 RS	1	214	 RS add " RS " for RS-version
708	708 18 620 RS	2	414	
708	708 18 630 RS	3	614	

882-8857 K750 M80 Series

Curve magnetiche, Tab & Bevel / Magnetic, Tab & Bevel corner tracks / Kurvenführungen Magnet, Tab & Bevel Version

Materiale / Material / Materialien:

Polietilene UHMW-PE

Polyethylene UHMW-PE

Polyäthylen UHMW-PE

882-8857 K750 M80 Series

Chain Reference

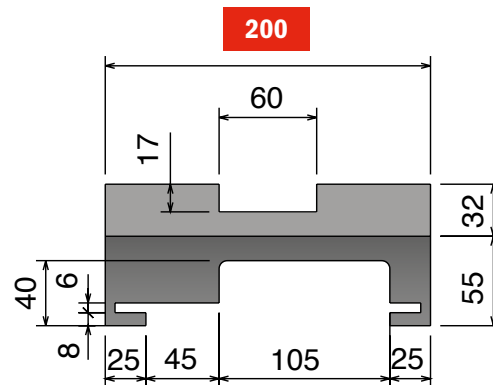
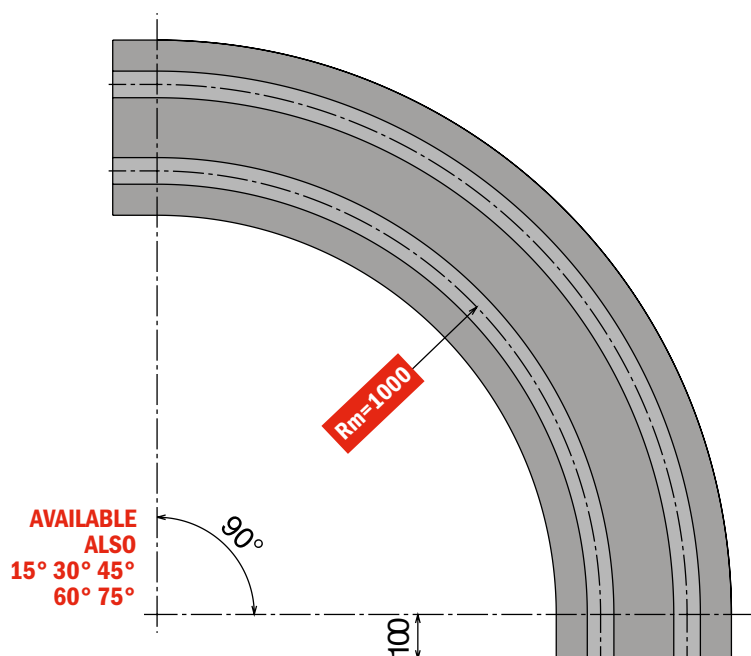
882 M - K750

8857 M - K750

Curva Larghezza Base = 200 mm; Passo = 195 mm


Curve Basic Width = 200 mm; Pitch = 195 mm

Kurve Basisbreite = 200 mm; Teilung = 195 mm

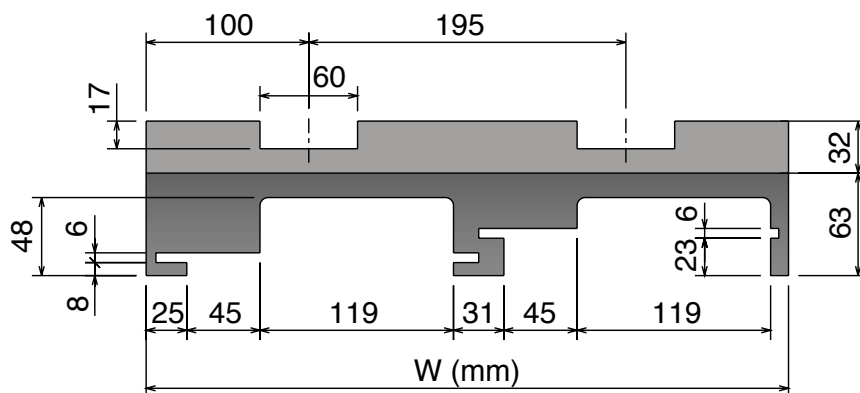
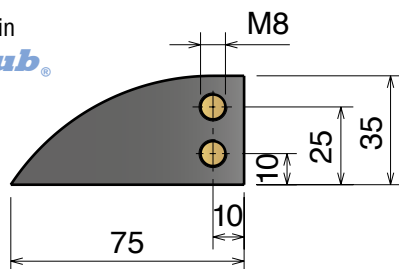


SINGLE TRACK

IN & OUT
AVAILABLE ALSO
125 mm - 50 mm - without



Available in
BluLub®



MULTI TRACK

Magnetic System

Upper part available, on request,
also in **BluLub®**
and for abrasive applications.

Part	Article-Nr.	Tracks	W	Material
719	719 19 614	1	200	Standard codes on table
719	719 19 624	2	395	
719	719 19 634	3	590	

add "B" for
BluLub®

add "C"
for abrasive

Part	Article-Nr.	Tracks	W	Material
719	719 19 614 RS	1	200	RS add "RS" for RS-version
719	719 19 624 RS	2	395	
719	719 19 634 RS	3	590	

Movex®

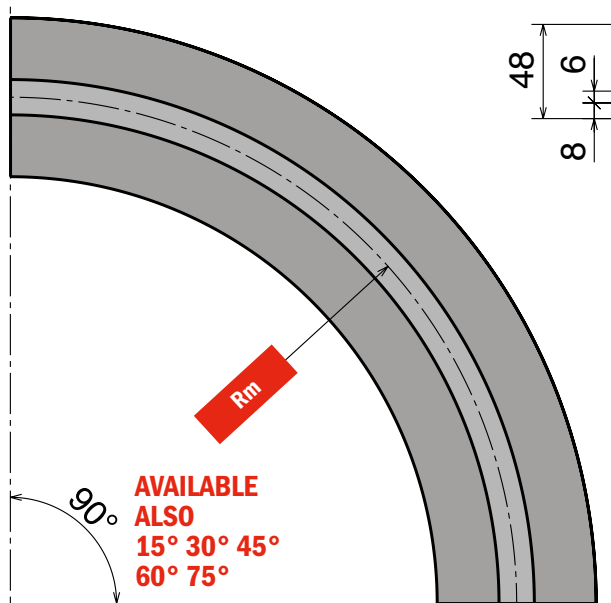
882-8857 K1000 M93/M94 Series

Chain Reference 882 M - K1000 8857 M - K1000


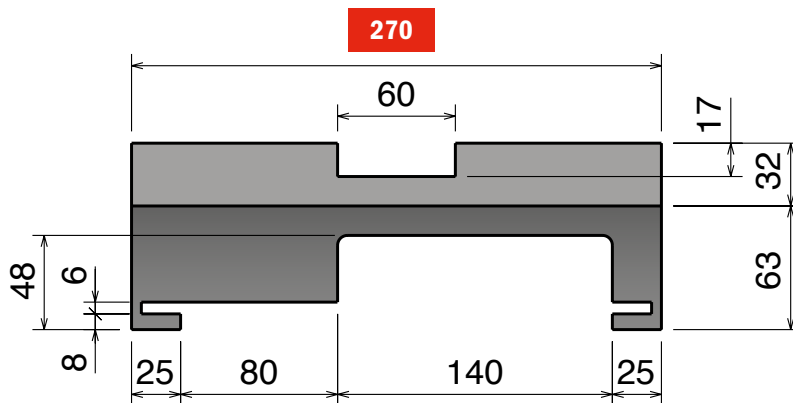
Curva Larghezza Base = 270 mm

Curve Basic Width = 270 mm

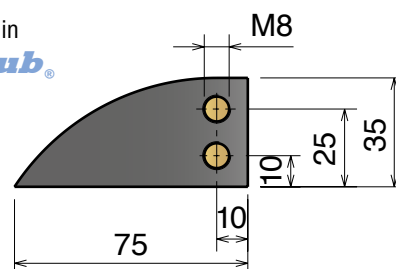
Kurve Basisbreite = 270 mm



IN & OUT
AVAILABLE ALSO
125 mm - 100 mm - 50 mm



Available in
BluLub®



Magnetic System

Upper part available, on request,
also in **BluLub®**
and for abrasive applications.

Part	Article-Nr.	Tracks	Rm	W	Material
709	709 18 610	1	860	270	Standard codes on table
709	709 19 610	1	1000	270	

add "**B**" for
BluLub®

add "**C**"
for abrasive

Part	Article-Nr.	Tracks	Rm	W	Material
709	709 18 610 RS	1	860	270	RS add " RS " for RS-version
709	709 19 610 RS	1	1000	270	

882-8857 K1200 M97/M98 Series

Curve magnetiche, Tab & Bevel / Magnetic, Tab & Bevel corner tracks / Kurvenführungen Magnet, Tab & Bevel Version

Materiale / Material / Materialien:

Poliethylene UHMW-PE

Polyethylene UHMW-PE

Polyäthylen UHMW-PE

882-8857 K1200 M97/M98 Series

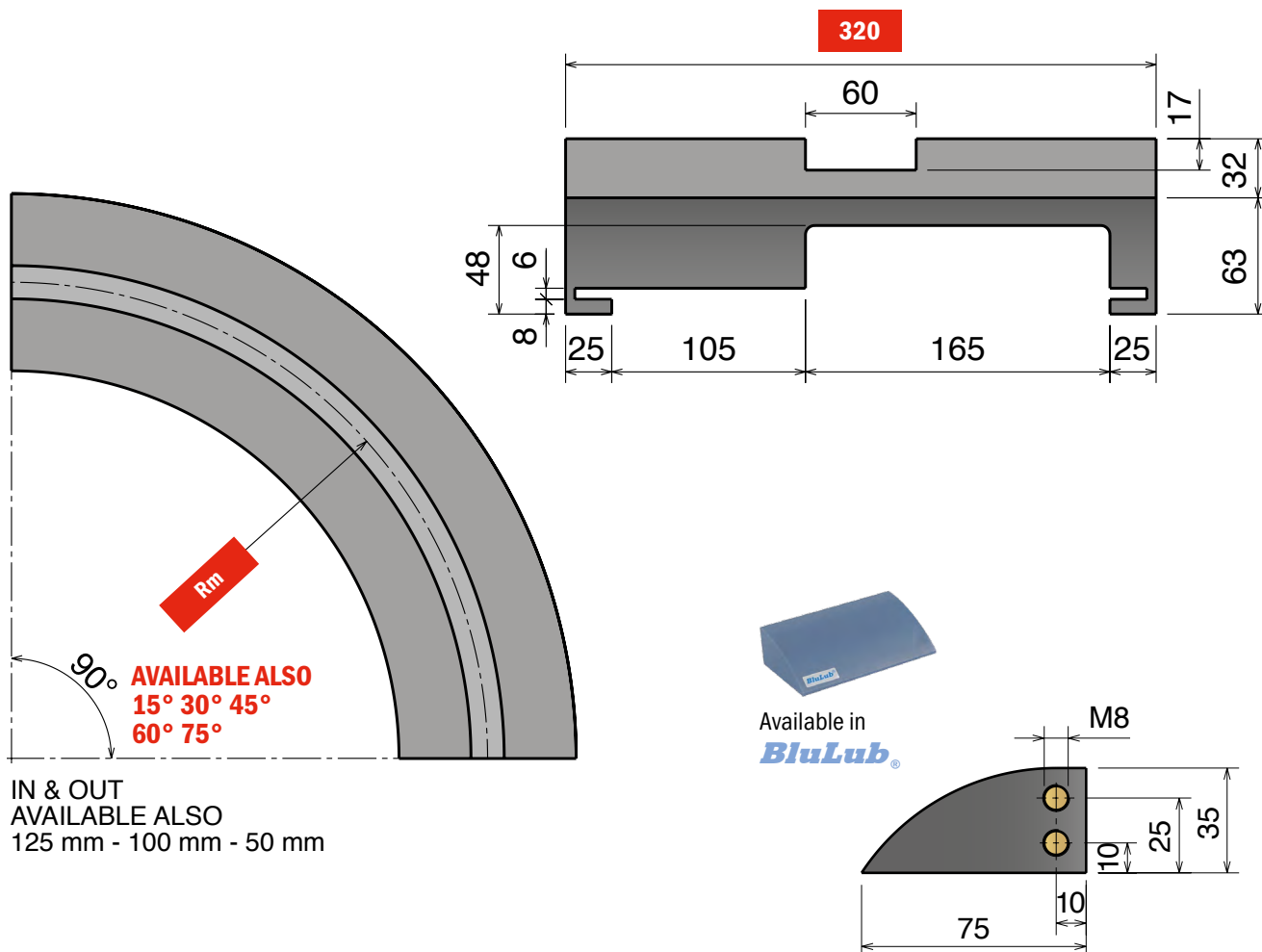
Chain Reference

882 M - K1200

Curva Larghezza Base = 320 mm


Curve Basic Width = 320 mm

Kurve Basisbreite = 320 mm




Magnetic System

Upper part available, on request, also in **BluLub** and for abrasive applications.

Part	Article-Nr.	Tracks	Rm	W	Material
710	710 18 610	1	860	320	 Standard codes on table
710	710 19 610	1	1000	320	

add "B" for **BluLub**

add "C" for abrasive

Part	Article-Nr.	Tracks	Rm	W	Material
710	710 18 610 RS	1	860	320	 RS add "RS" for RS-version
710	710 19 610 RS	1	1000	320	

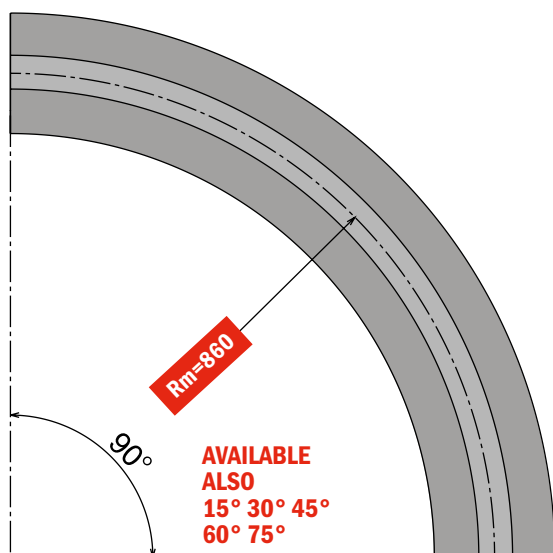
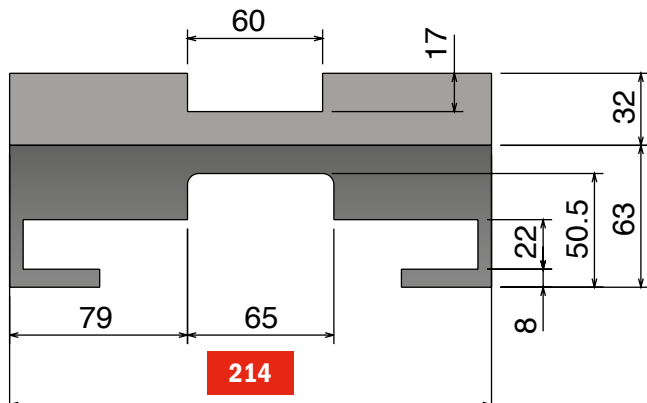
LBP 882 K750 MP861 Series

Chain Reference LBP 882 M - K750


Curva Larghezza Base = 214 mm

Curve Basic Width = 214 mm

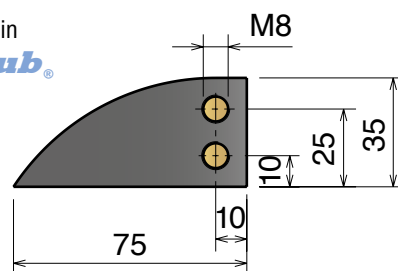
Kurve Basisbreite = 214 mm



IN & OUT
AVAILABLE ALSO
125 mm - 100 mm - 50 mm



Available in
BluLub®



Magnetic System

Upper part available, on request,
also in **BluLub®**
and for abrasive applications.

Part	Article-Nr.	Tracks	W	Material
781	781 18 610	1	214	Standard codes on table



add "B" for
BluLub®

add "C"
for abrasive

Part	Article-Nr.	Tracks	W	Material
781	781 18 610 RS	1	270	add "RS" for RS-version



RS
add "RS" for
RS-version

LBP 882 K1000 MP931/MP941 Series

Curve magnetiche, Tab & Bevel / Magnetic, Tab & Bevel corner tracks / Kurvenführungen Magnet, Tab & Bevel Version

Material / Material / Materialien:
 Polietilene UHMW-PE
 Polyethylene UHMW-PE
 Polyäthylen UHMW-PE

LBP 882 K1000 MP931/MP941 Series

New

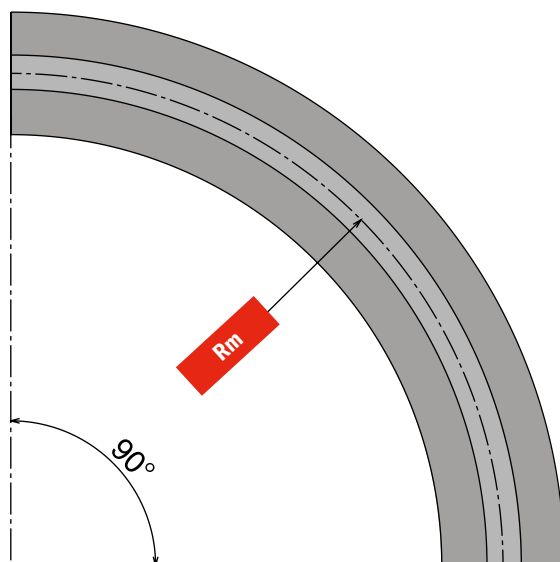
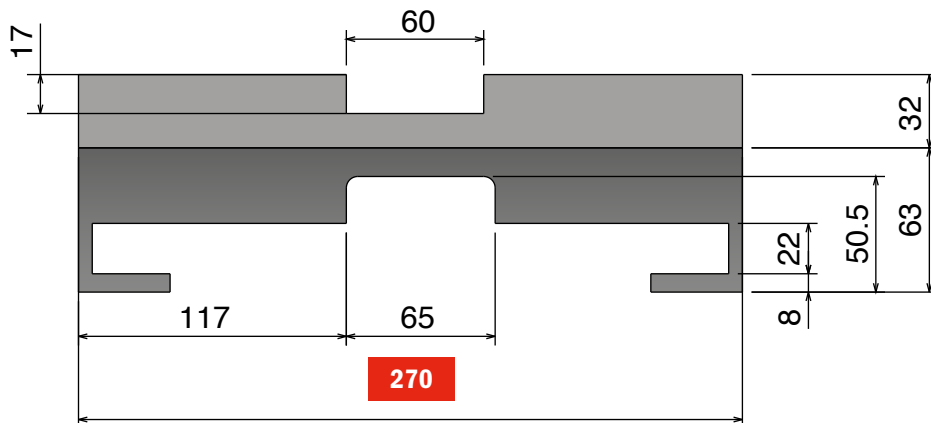
Chain Reference

LBP 882 M - K1000


Curva Larghezza Base = 270 mm

Curve Basic Width = 270 mm

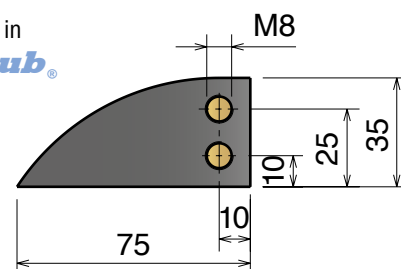
Kurve Basisbreite = 270 mm



IN & OUT
 AVAILABLE ALSO
 125 mm - 100 mm - 50 mm



Available in
BluLub®



Magnetic System

Upper part available, on request,
 also in **BluLub®**
 and for abrasive applications.

MP931 Series

Part	α 15°	α 30°	α 45°	α 60°	α 75°	α 90°		Tracks	R	W
784	784 18 110	784 18 210	784 18 310	784 18 410	784 18 510	784 18 610		1	860	270
Material	Standard codes on table			add "B" for BluLub®		add "C" for abrasive			add "RS" for RS -version	

MP941 Series

Part	α 15°	α 30°	α 45°	α 60°	α 75°	α 90°		Tracks	R	W
784	784 19 110	784 19 210	784 19 310	784 19 410	784 19 510	784 19 610		1	1000	270
Material	Standard codes on table			add "B" for BluLub®		add "C" for abrasive			add "RS" for RS -version	

LBP 882 K1000 MP91 Series

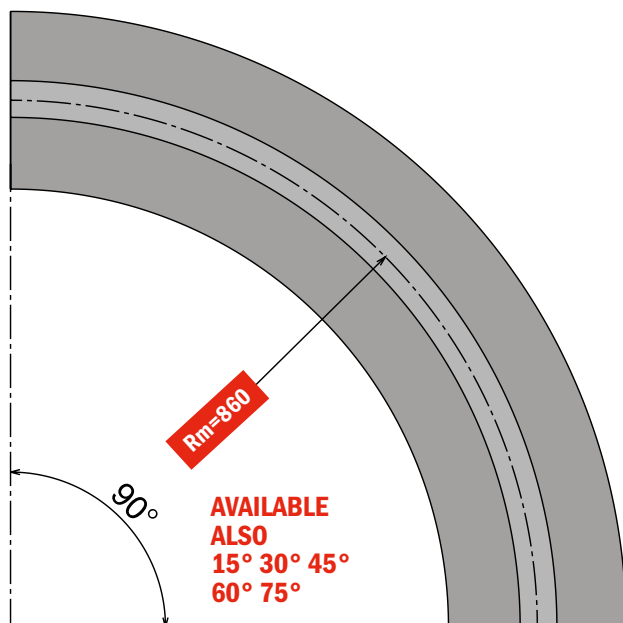
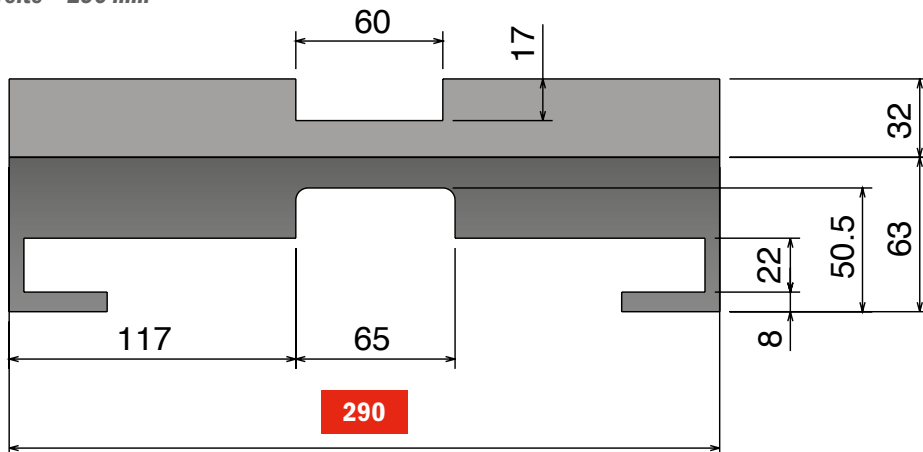
Chain Reference

LBP 882 M - K1000


Curva Larghezza Base = 290 mm

Curve Basic Width = 290 mm

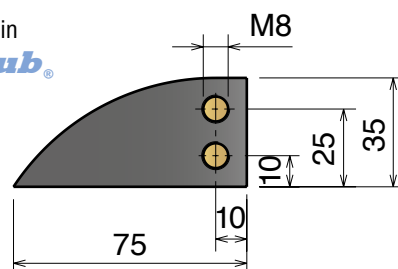
Kurve Basisbreite = 290 mm



IN & OUT
 AVAILABLE ALSO
 125 mm - 100 mm - 50 mm



Available in
BluLub®



Magnetic System

Upper part available, on request,
 also in **BluLub®**
 and for abrasive applications.

Part	Article-Nr.	Tracks	W	Material
782	782 18 610	1	290	Standard codes on table



add "B" for
BluLub®

add "C"
 for abrasive

Part	Article-Nr.	Tracks	W	Material
782	782 18 610 RS	1	290	add "RS" for RS-version



RS
 add "RS" for
 RS-version

LBP 882 K1200 MP971/MP981 Series

Curve magnetiche, Tab & Bevel / Magnetic, Tab & Bevel corner tracks / Kurvenführungen Magnet, Tab & Bevel Version

Materiale / Material / Materialien:

Poliethylene UHMW-PE

Polyethylene UHMW-PE

Polyäthylen UHMW-PE

LBP 882 K1200 MP971/MP981 Series

New

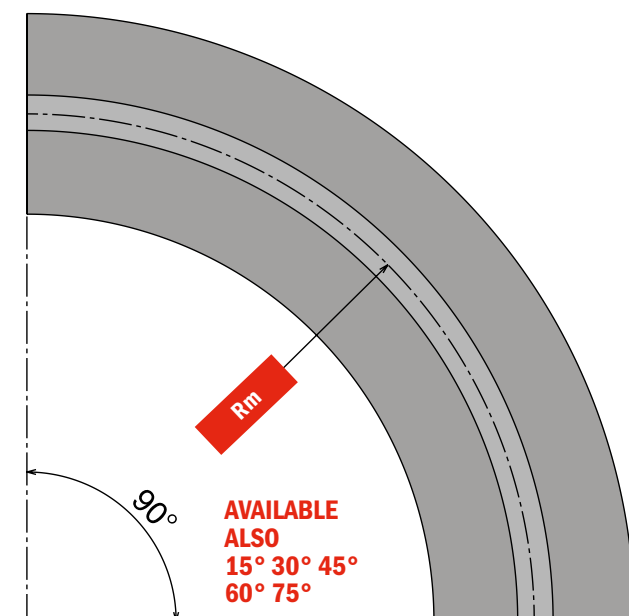
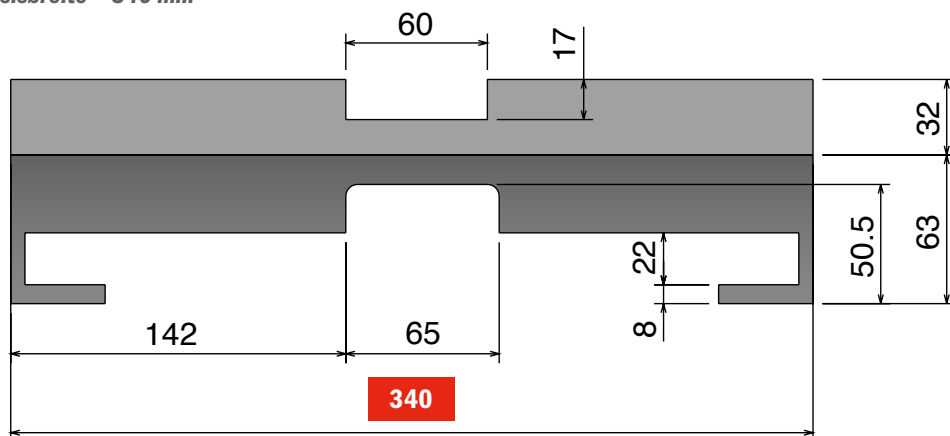
Chain Reference

LBP 882 M - K1200


Curva Larghezza Base = 340 mm

Curve Basic Width = 340 mm

Kurve Basisbreite = 340 mm

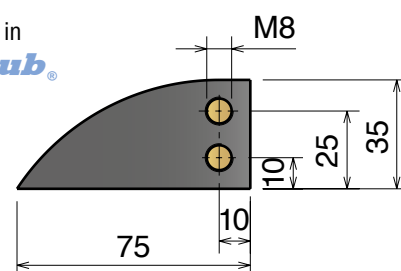


IN & OUT
AVAILABLE ALSO
125 mm - 100 mm - 50 mm




Available in

BluLub®



Magnetic System

Upper part available, on request,
also in **BluLub®**
and for abrasive applications.

Part	Article-Nr.	Tracks	Rm	W	Material
783	783 18 610	1	860	340	
783	783 19 610	1	1000	340	


Standard codes
on table



add "B" for
BluLub®



add "C"
for abrasive

Part	Article-Nr.	Tracks	Rm	W	Material
783	783 18 610 RS	1	860	340	
783	783 19 610 RS	1	1000	340	

RS
add "RS" for
RS-version

Movex®

260 M MB7 Series

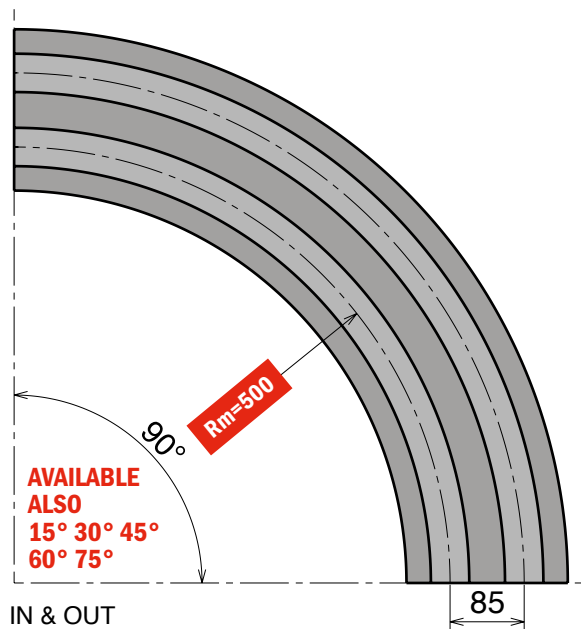
Chain Reference

260 M - K330


Curva Larghezza Base = 100 mm; Passo = 85 mm

Curve Basic Width = 100 mm; Pitch = 85 mm

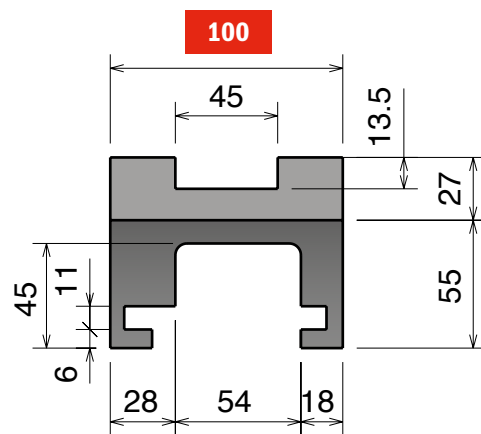
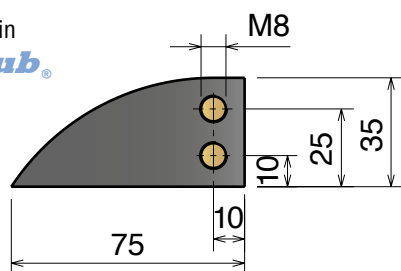
Kurve Basisbreite = 100 mm; Teilung = 85 mm



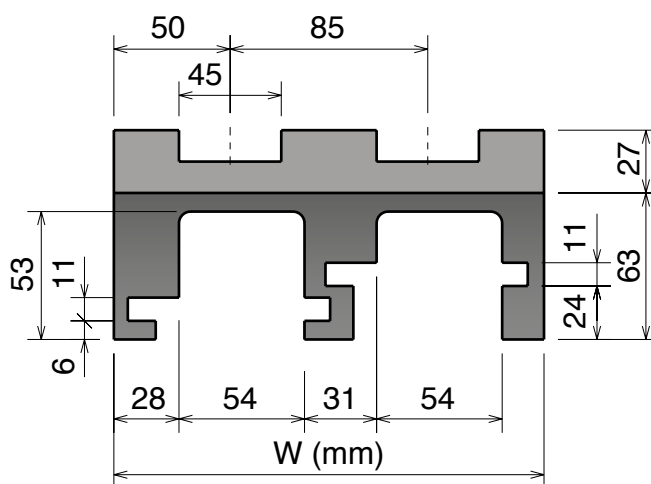
IN & OUT
AVAILABLE ALSO
125 mm - 100 mm - 50 mm



Available in
BluLub®



SINGLE TRACK



MULTI TRACK

Magnetic System

Upper part available, on request,
also in **BluLub®**
and for abrasive applications.

Part	Article-Nr.	Tracks	W	Material
705	705 11 610	1	100	Standard codes on table
705	705 11 620	2	185	
705	705 11 630	3	270	
705	705 11 640	4	355	add "B" for BluLub®
705	705 11 650	5	440	
705	705 11 660	6	525	add "C" for abrasive
705	705 11 670	7	610	
705	705 11 680	8	695	

Part	Article-Nr.	Tracks	W	Material
705	705 11 610 RS	1	100	RS add "RS" for RS-version
705	705 11 620 RS	2	185	
705	705 11 630 RS	3	270	
705	705 11 640 RS	4	355	
705	705 11 650 RS	5	440	
705	705 11 660 RS	6	525	
705	705 11 670 RS	7	610	
705	705 11 680 RS	8	695	

260 M MB6 Series

Curve magnetiche, Tab & Bevel / Magnetic, Tab & Bevel corner tracks / Kurvenführungen Magnet, Tab & Bevel Version

Materiale / Material / Materialien:

Polietilene UHMW-PE

Polyethylene UHMW-PE

Polyäthylen UHMW-PE

New

260 M MB6 Series


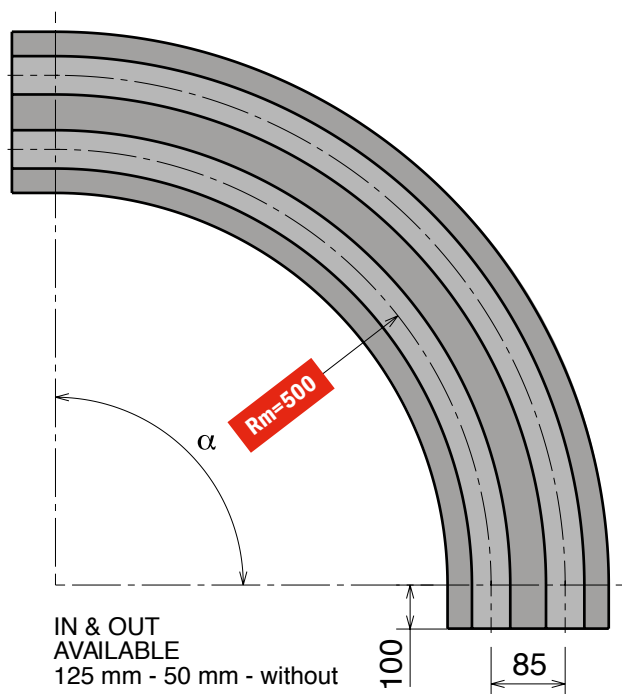
Chain Reference

260 M - K330

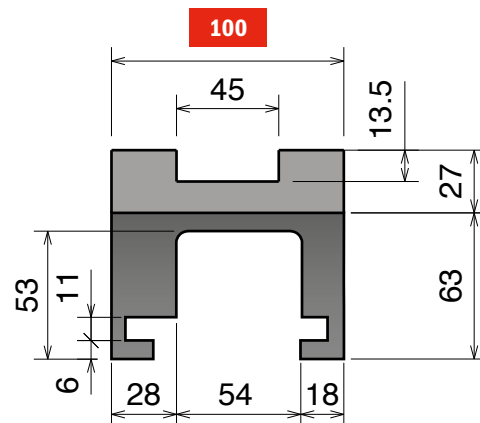
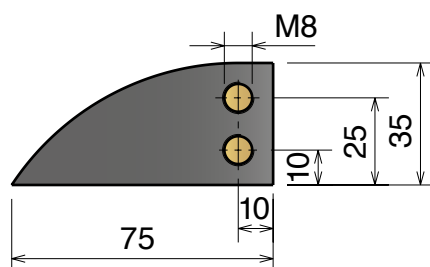
Curva Larghezza Base = 100 mm; Passo = 85 mm

Curve Basic Width = 100 mm; Pitch = 85 mm

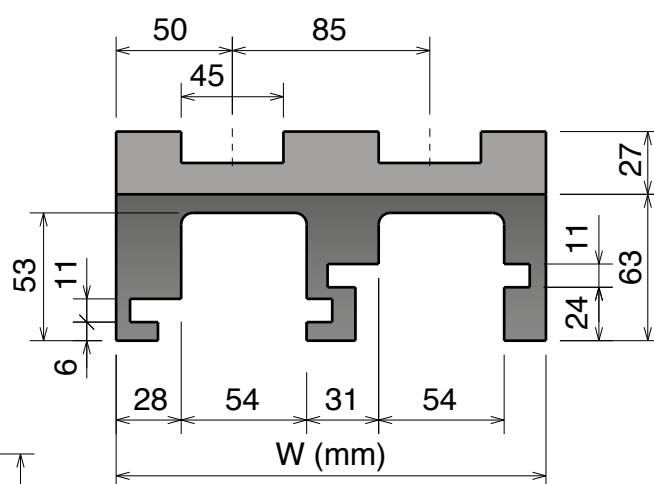
Kurve Basisbreite = 100 mm; Teilung = 85 mm



Available in
BluLub®






SINGLE TRACK




MULTI TRACK

Magnetic System

Upper part available, on request,
also in **BluLub®**
and for abrasive applications.

Part	α 15°	α 30°	α 45°	α 60°	α 75°	α 90°	Tracks	W	Material
732	732 11 114	732 11 214	732 11 314	732 11 414	732 11 514	732 11 614	1	100	 Standard codes on table
732	732 11 124	732 11 224	732 11 324	732 11 424	732 11 524	732 11 624	2	185	
732	732 11 134	732 11 234	732 11 334	732 11 434	732 11 534	732 11 634	3	270	
732	732 11 144	732 11 244	732 11 344	732 11 444	732 11 544	732 11 644	4	355	 add "B" for BluLub®
732	732 11 154	732 11 254	732 11 354	732 11 454	732 11 554	732 11 654	5	440	
732	732 11 164	732 11 264	732 11 364	732 11 464	732 11 564	732 11 664	6	525	
732	732 11 174	732 11 274	732 11 374	732 11 474	732 11 574	732 11 674	7	610	 add "C" for abrasive
732	732 11 184	732 11 284	732 11 384	732 11 484	732 11 584	732 11 684	8	695	

Part	α 15°	α 30°	α 45°	α 60°	α 75°	α 90°	Tracks	W	Material
732	732 11 114 RS	732 11 214 RS	732 11 314 RS	732 11 414 RS	732 11 514 RS	732 11 614 RS	1	100	 RS add "RS" for RS-version
732	732 11 124 RS	732 11 224 RS	732 11 324 RS	732 11 424 RS	732 11 524 RS	732 11 624 RS	2	185	
732	732 11 134 RS	732 11 234 RS	732 11 334 RS	732 11 434 RS	732 11 534 RS	732 11 634 RS	3	270	
732	732 11 144 RS	732 11 244 RS	732 11 344 RS	732 11 444 RS	732 11 544 RS	732 11 644 RS	4	355	
732	732 11 154 RS	732 11 254 RS	732 11 354 RS	732 11 454 RS	732 11 554 RS	732 11 654 RS	5	440	
732	732 11 164 RS	732 11 264 RS	732 11 364 RS	732 11 464 RS	732 11 564 RS	732 11 664 RS	6	525	
732	732 11 174 RS	732 11 274 RS	732 11 374 RS	732 11 474 RS	732 11 574 RS	732 11 674 RS	7	610	
732	732 11 184 RS	732 11 284 RS	732 11 384 RS	732 11 484 RS	732 11 584 RS	732 11 684 RS	8	695	

260 M MB4 Series

New

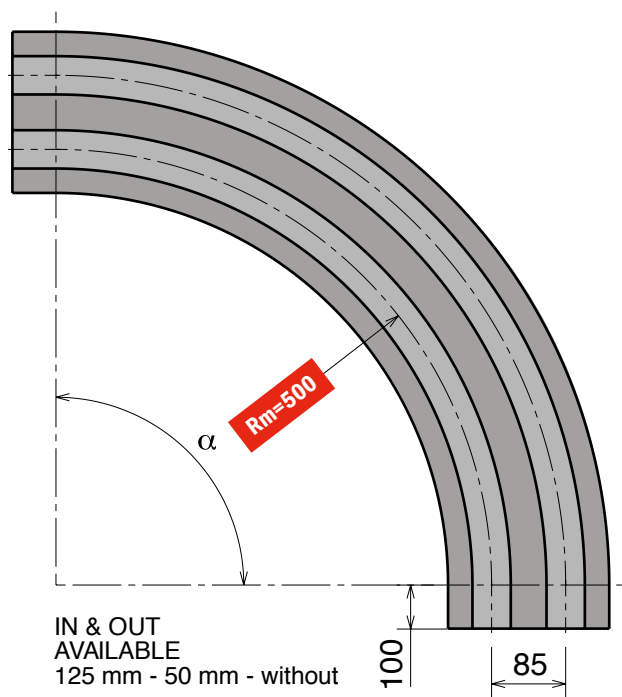
Chain Reference

260 M - K330


Curva Larghezza Base = 111 mm; Passo = 85 mm

Curve Basic Width = 111 mm; Pitch = 85 mm

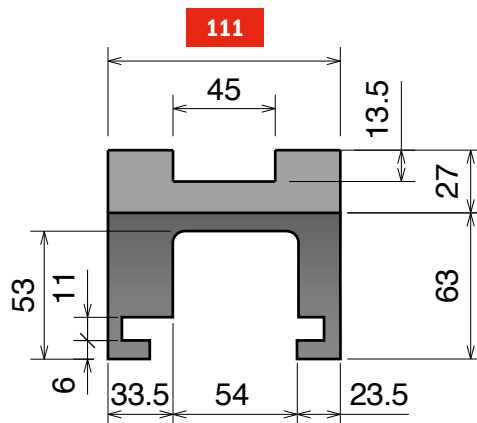
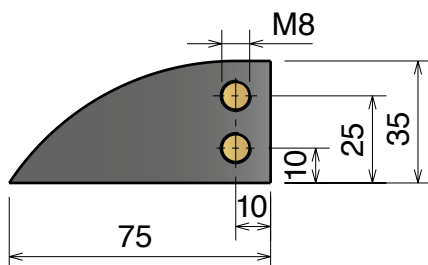
Kurve Basisbreite = 111 mm; Teilung = 85 mm



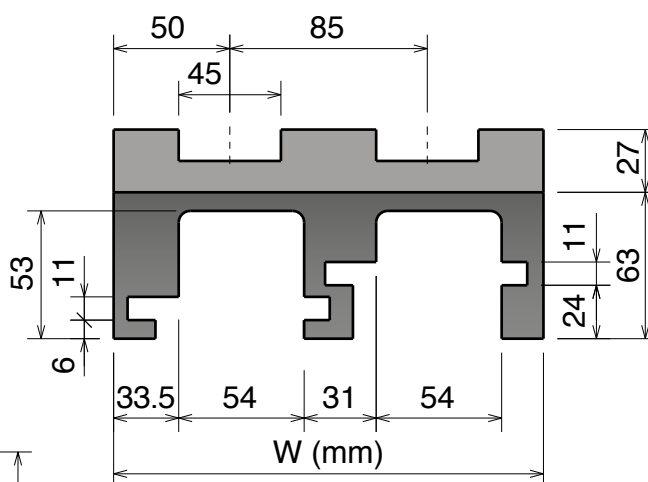
IN & OUT
AVAILABLE
125 mm - 50 mm - without



Available in
BluLub®






SINGLE TRACK




MULTI TRACK

Magnetic System

Upper part available, on request,
also in **BluLub®**
and for abrasive applications.

Part	α 15°	α 30°	α 45°	α 60°	α 75°	α 90°	Tracks	W	Material
733	733 11 114	733 11 214	733 11 314	733 11 414	733 11 514	733 11 614	1	111	 Standard codes on table
733	733 11 124	733 11 224	733 11 324	733 11 424	733 11 524	733 11 624	2	196	
733	733 11 134	733 11 234	733 11 334	733 11 434	733 11 534	733 11 634	3	281	 add "B" for BluLub®
733	733 11 144	733 11 244	733 11 344	733 11 444	733 11 544	733 11 644	4	366	
733	733 11 154	733 11 254	733 11 354	733 11 454	733 11 554	733 11 654	5	451	 add "C" for abrasive
733	733 11 164	733 11 264	733 11 364	733 11 464	733 11 564	733 11 664	6	536	
733	733 11 174	733 11 274	733 11 374	733 11 474	733 11 574	733 11 674	7	621	
733	733 11 184	733 11 284	733 11 384	733 11 484	733 11 584	733 11 684	8	706	

Part	α 15°	α 30°	α 45°	α 60°	α 75°	α 90°	Tracks	W	Material
733	733 11 114 RS	733 11 214 RS	733 11 314 RS	733 11 414 RS	733 11 514 RS	733 11 614 RS	1	111	 RS add "RS" for RS-version
733	733 11 124 RS	733 11 224 RS	733 11 324 RS	733 11 424 RS	733 11 524 RS	733 11 624 RS	2	196	
733	733 11 134 RS	733 11 234 RS	733 11 334 RS	733 11 434 RS	733 11 534 RS	733 11 634 RS	3	281	
733	733 11 144 RS	733 11 244 RS	733 11 344 RS	733 11 444 RS	733 11 544 RS	733 11 644 RS	4	366	
733	733 11 154 RS	733 11 254 RS	733 11 354 RS	733 11 454 RS	733 11 554 RS	733 11 654 RS	5	451	
733	733 11 164 RS	733 11 264 RS	733 11 364 RS	733 11 464 RS	733 11 564 RS	733 11 664 RS	6	536	
733	733 11 174 RS	733 11 274 RS	733 11 374 RS	733 11 474 RS	733 11 574 RS	733 11 674 RS	7	621	
733	733 11 184 RS	733 11 284 RS	733 11 384 RS	733 11 484 RS	733 11 584 RS	733 11 684 RS	8	706	

260 M MB8 Series

Curve magnetiche, Tab & Bevel / Magnetic, Tab & Bevel corner tracks / Kurvenführungen Magnet, Tab & Bevel Version

Materiale / Material / Materialien:

Polietilene UHMW-PE

Polyethylene UHMW-PE

Polyäthylen UHMW-PE

New

260 M MB8 Series


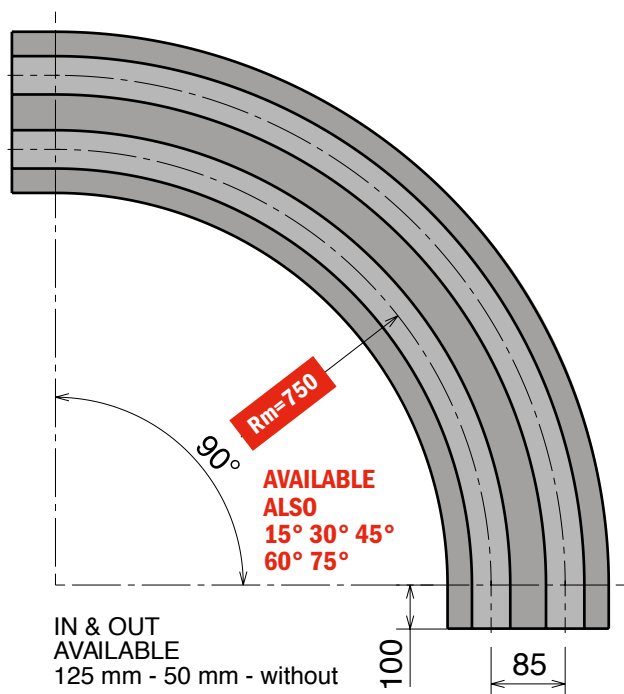
Chain Reference

260 M - K330

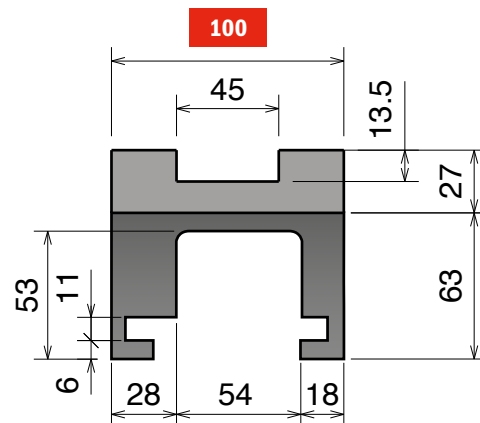
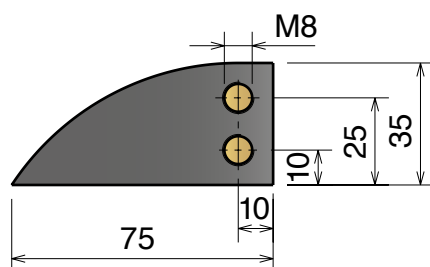
Curva Larghezza Base = 100 mm; Passo = 85 mm

Curve Basic Width = 100 mm; Pitch = 85 mm

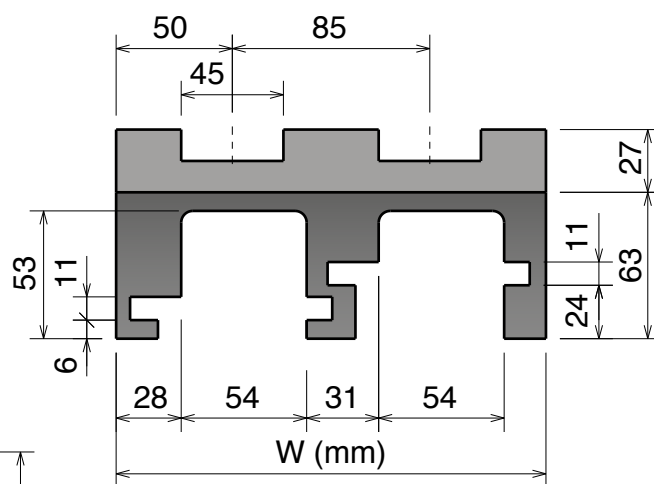
Kurve Basisbreite = 100 mm; Teilung = 85 mm



Available in
BluLub®



SINGLE TRACK



MULTI TRACK

Magnetic System

Upper part available, on request,
also in **BluLub®**
and for abrasive applications.

Part	Article-Nr.	Tracks	W	Material
732	732 16 614	1	100	Standard codes on table
732	732 16 624	2	185	
732	732 16 634	3	270	
732	732 16 644	4	355	add " B " for BluLub®
732	732 16 654	5	440	
732	732 16 664	6	525	
732	732 16 674	7	610	add " C " for abrasive
732	732 16 684	8	695	

Part	Article-Nr.	Tracks	W	Material
732	732 16 614 RS	1	100	RS add " RS " for RS-version
732	732 16 624 RS	2	185	
732	732 16 634 RS	3	270	
732	732 16 644 RS	4	355	
732	732 16 654 RS	5	440	
732	732 16 664 RS	6	525	
732	732 16 674 RS	7	610	
732	732 16 684 RS	8	695	

Movex®

260 M MB5D Series

New

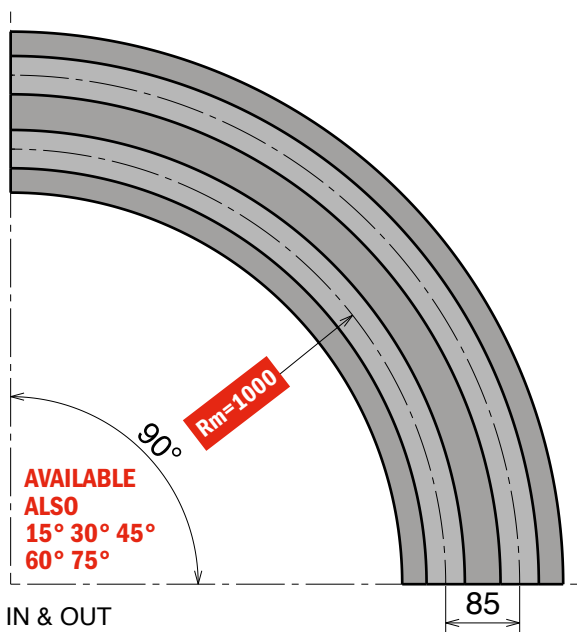
Chain Reference

260 M - K330

Curva Larghezza Base = 100 mm; Passo = 85 mm


Curve Basic Width = 100 mm; Pitch = 85 mm

Kurve Basisbreite = 100 mm; Teilung = 85 mm

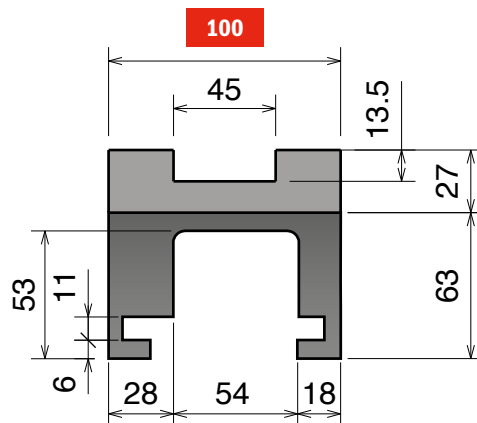
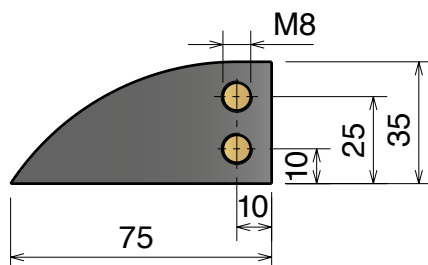


AVAILABLE
ALSO
15° 30° 45°
60° 75°

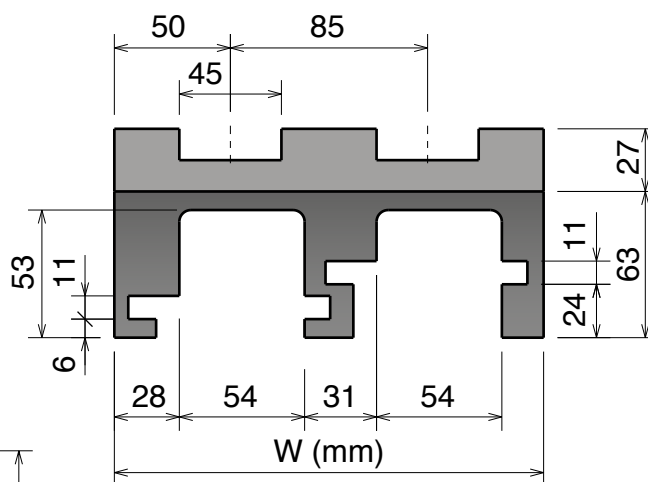
IN & OUT
AVAILABLE ALSO
125 mm - 100 mm - 50 mm



Available in
BluLub®



SINGLE TRACK



MULTI TRACK

Magnetic System

Upper part available, on request,
also in **BluLub®**
and for abrasive applications.

Part	Article-Nr.	Tracks	W	Material
732	732 19 610	1	100	Standard codes on table
732	732 19 620	2	185	
732	732 19 630	3	270	add "B" for BluLub®
732	732 19 640	4	355	
732	732 19 650	5	440	add "C" for abrasive
732	732 19 660	6	525	
732	732 19 670	7	610	
732	732 19 680	8	695	

Part	Article-Nr.	Tracks	W	Material
732	732 19 610 RS	1	100	add RS for RS-version
732	732 19 620 RS	2	185	
732	732 19 630 RS	3	270	
732	732 19 640 RS	4	355	
732	732 19 650 RS	5	440	
732	732 19 660 RS	6	525	
732	732 19 670 RS	7	610	
732	732 19 680 RS	8	695	

260 M K450 MB22 Series

Curve magnetiche, Tab & Bevel / Magnetic, Tab & Bevel corner tracks / Kurvenführungen Magnet, Tab & Bevel Version

Materiale / Material / Materialien:

Poliethylene UHMW-PE

Polyethylene UHMW-PE

Polyäthylen UHMW-PE

New

260 M K450 MB22 Series


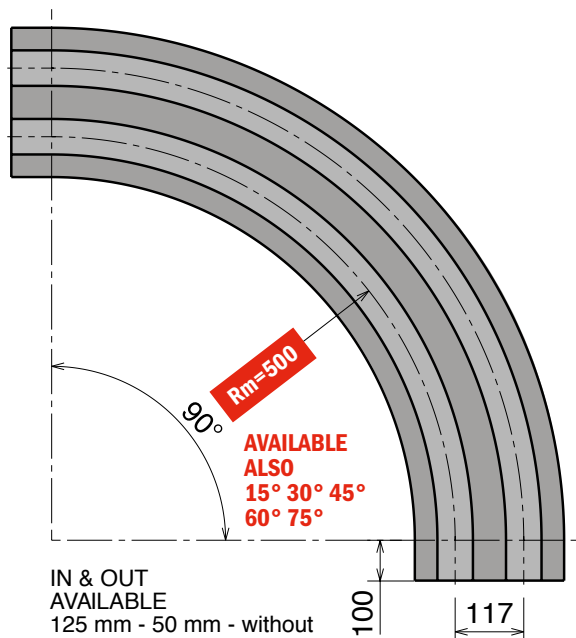
Chain Reference

260 M - K450

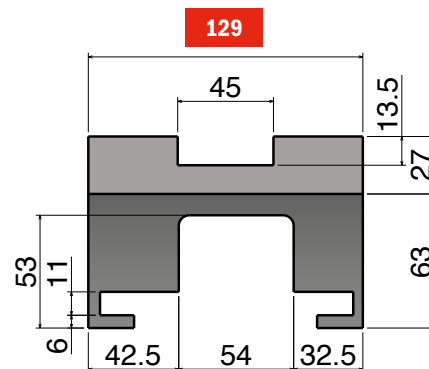
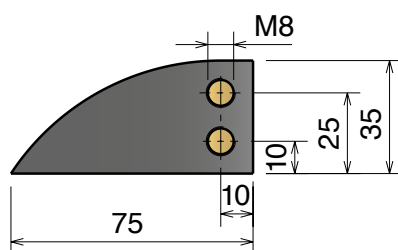
Curva Larghezza Base = 129 mm; Passo = 117 mm

Curve Basic Width = 129 mm; Pitch = 117 mm

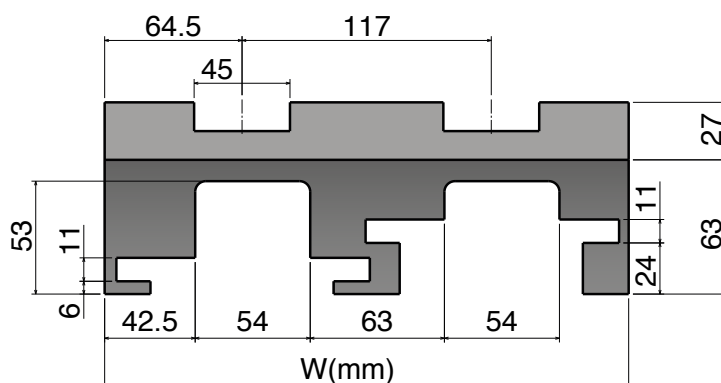
Kurve Basisbreite = 129 mm; Teilung = 117 mm



Available in
BluLub®



SINGLE TRACK



MULTI TRACK

Magnetic System

Upper part available, on request,
also in **BluLub®**
and for abrasive applications.

Part	Article-Nr.	Tracks	W	Material
734	734 11 614	1	129	Standard codes on table
734	734 11 624	2	246	
734	734 11 634	3	363	add "B" for BluLub®
734	734 11 644	4	480	



add "C" for abrasive

Part	Article-Nr.	Tracks	W	Material
734	734 11 614 RS	1	129	RS add "RS" for RS-version
734	734 11 624 RS	2	246	
734	734 11 634 RS	3	363	
734	734 11 644 RS	4	480	

260 M K450 MB27 Series

New


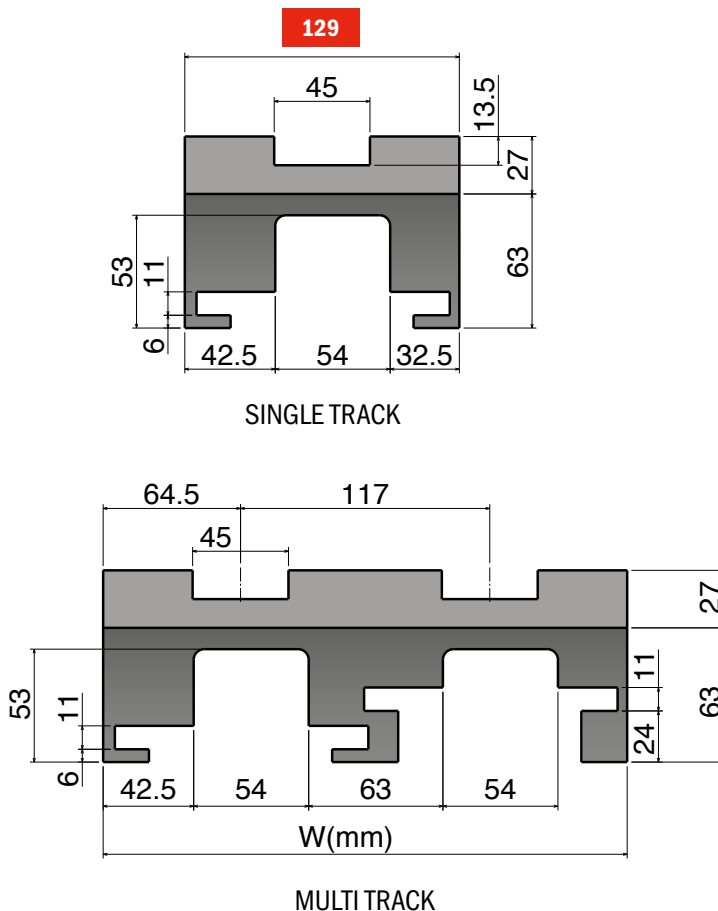
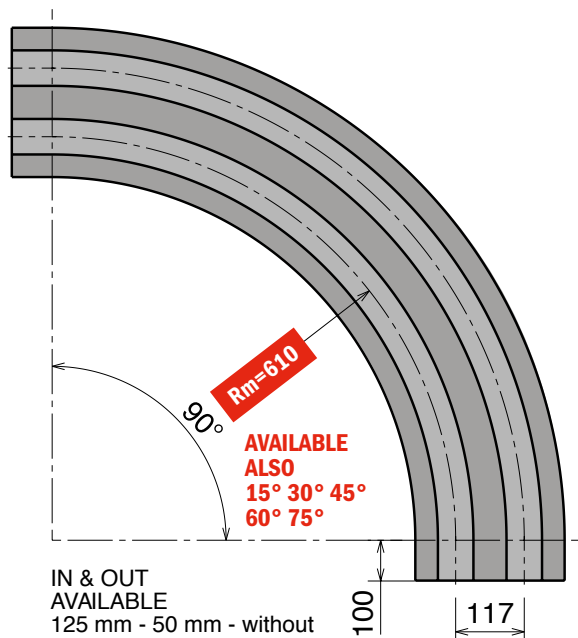
Chain Reference

260 M - K450

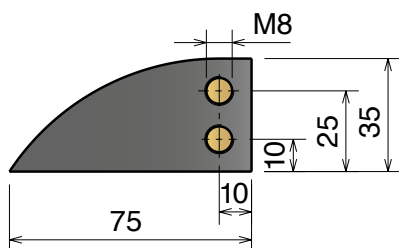
Curva Larghezza Base = 129 mm; Passo = 117 mm

Curve Basic Width = 129 mm; Pitch = 117 mm

Kurve Basisbreite = 129 mm; Teilung = 117 mm



Available in
BluLub®



Upper part available, on request,
also in **BluLub®**
and for abrasive applications.

Magnetic System

Part	Article-Nr.	Tracks	W	Material
734	734 13 614	1	129	Standard codes on table
734	734 13 624	2	246	
734	734 13 634	3	363	add "B" for BluLub®
734	734 13 644	4	480	



add "C" for abrasive

Part	Article-Nr.	Tracks	W	Material
734	734 13 614 RS	1	129	RS add "RS" for RS-version
734	734 13 624 RS	2	246	
734	734 13 634 RS	3	363	
734	734 13 644 RS	4	480	

261 M MC7 Series

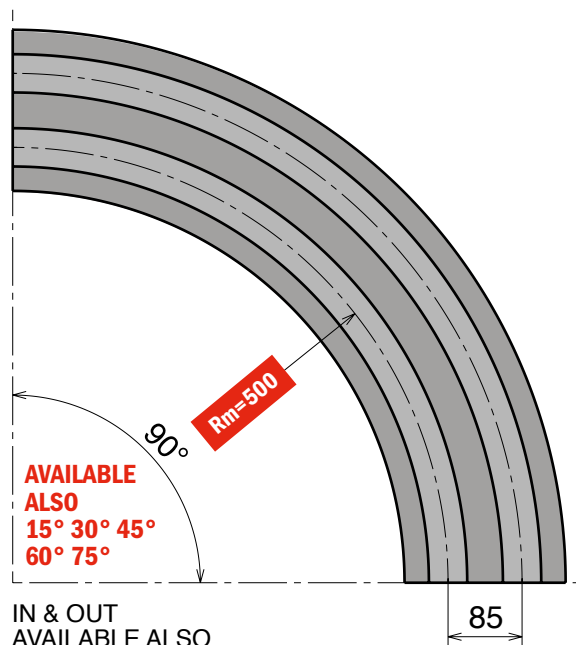
Chain Reference

261 M - K330


Curva Larghezza Base = 100 mm; Passo = 85 mm

Curve Basic Width = 100 mm; Pitch = 85 mm

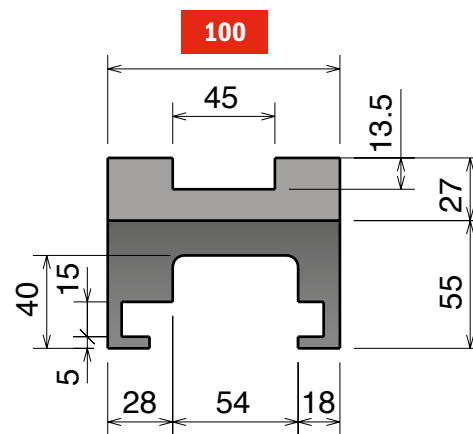
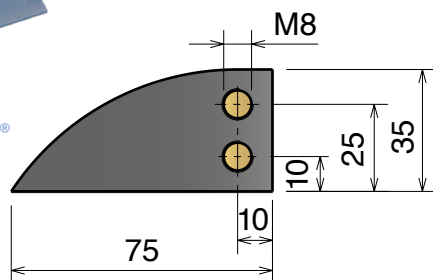
Kurve Basisbreite = 100 mm; Teilung = 85 mm



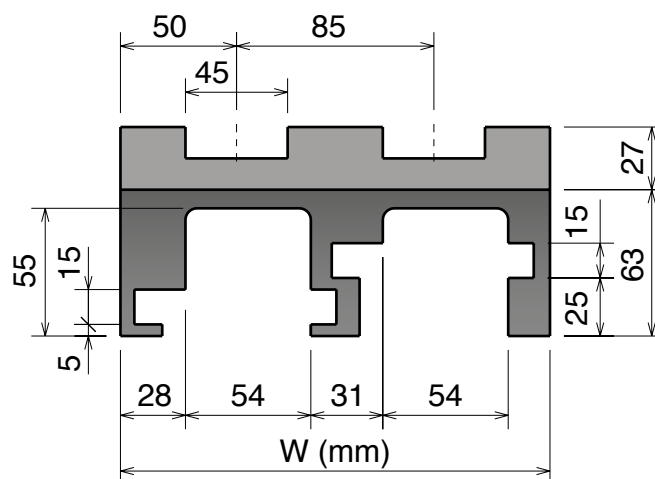
IN & OUT
 AVAILABLE ALSO
 125 mm - 100 mm - 50 mm



Available in
BluLub®



SINGLE TRACK



MULTI TRACK

Magnetic System

Upper part available, on request,
 also in **BluLub®**
 and for abrasive applications.

Part	Article-Nr.	Tracks	W	Material
706	706 11 610	1	100	Standard codes on table
706	706 11 620	2	185	
706	706 11 630	3	270	
706	706 11 640	4	355	add "B" for BluLub®
706	706 11 650	5	440	
706	706 11 660	6	525	
706	706 11 670	7	610	add "C" for abrasive
706	706 11 680	8	695	

Part	Article-Nr.	Tracks	W	Material
706	706 11 610 RS	1	100	RS add "RS" for RS-version
706	706 11 620 RS	2	185	
706	706 11 630 RS	3	270	
706	706 11 640 RS	4	355	
706	706 11 650 RS	5	440	
706	706 11 660 RS	6	525	
706	706 11 670 RS	7	610	
706	706 11 680 RS	8	695	

261 M MC6 Series

New


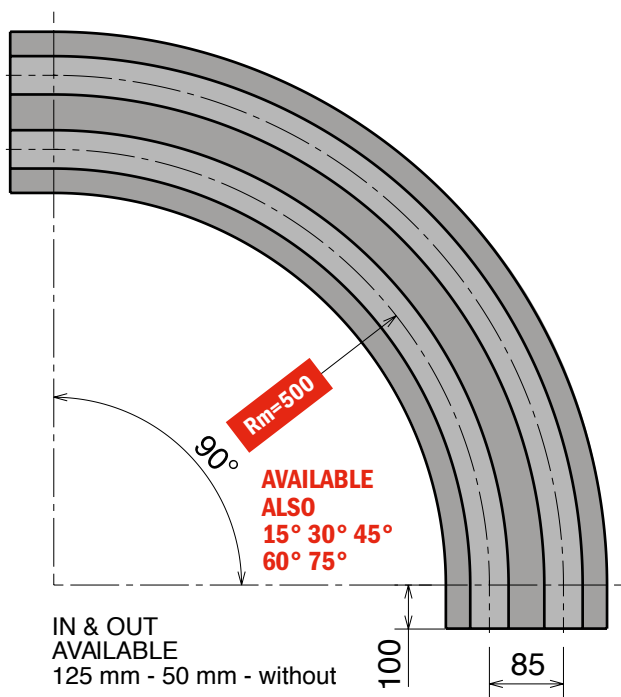
Chain Reference

261 M - K330

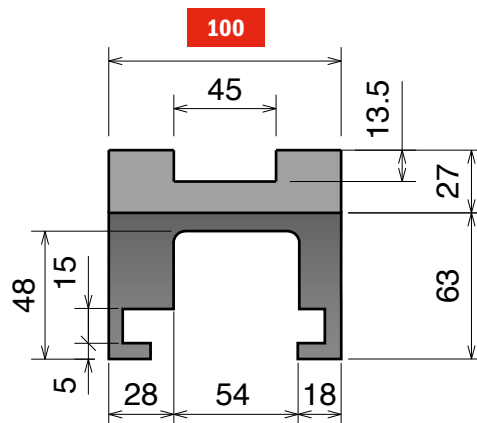
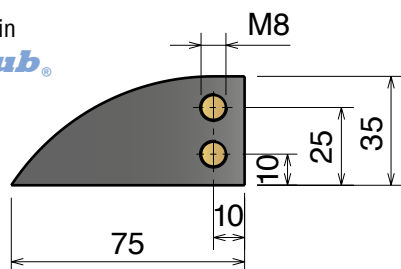
Curva Larghezza Base = 100 mm; Passo = 85 mm

Curve Basic Width = 100 mm; Pitch = 85 mm

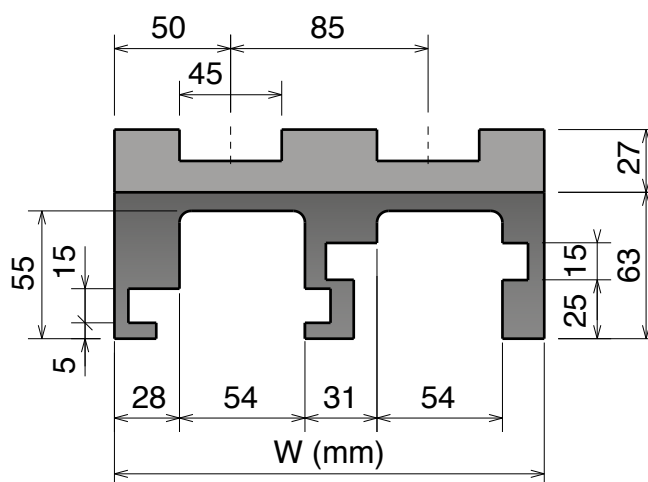
Kurve Basisbreite = 100 mm; Teilung = 85 mm



Available in
BluLub®






SINGLE TRACK




MULTI TRACK

Upper part available, on request,
 also in **BluLub®**
 and for abrasive applications.

Magnetic System

Part	Article-Nr.	Tracks	W	Material
706	706 11 614	1	100	 Standard codes on table
706	706 11 624	2	185	
706	706 11 634	3	270	
706	706 11 644	4	355	 add " B " for BluLub®
706	706 11 654	5	440	
706	706 11 664	6	525	 add " C " for abrasive
706	706 11 674	7	610	
706	706 11 684	8	695	

Part	Article-Nr.	Tracks	W	Material
706	706 11 614 RS	1	100	 RS add " RS " for RS-version
706	706 11 624 RS	2	185	
706	706 11 634 RS	3	270	
706	706 11 644 RS	4	355	
706	706 11 654 RS	5	440	
706	706 11 664 RS	6	525	
706	706 11 674 RS	7	610	
706	706 11 684 RS	8	695	

261 M MC4 Series

Curve magnetiche, Tab & Bevel / Magnetic, Tab & Bevel corner tracks / Kurvenführungen Magnet, Tab & Bevel Version

Materiale / Material / Materialien:

Polietilene UHMW-PE

Polyethylene UHMW-PE

Polyäthylen UHMW-PE

New

261 M MC4 Series


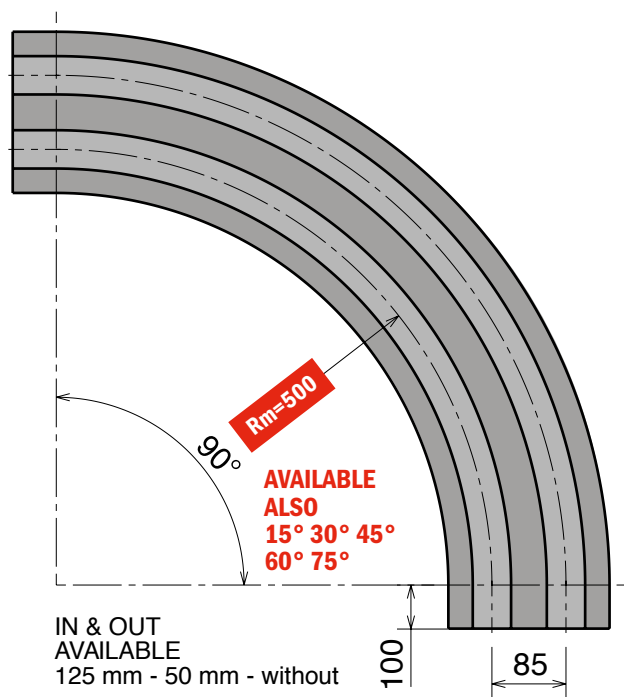
Chain Reference

261 M - K330

Curva Larghezza Base = 111 mm; Passo = 85 mm

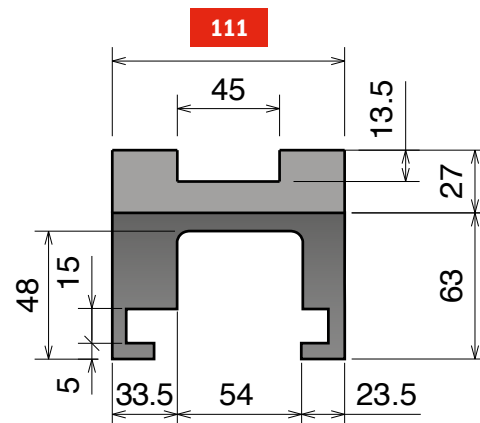
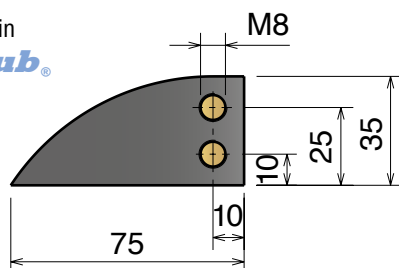
Curve Basic Width = 111 mm; Pitch = 85 mm

Kurve Basisbreite = 111 mm; Teilung = 85 mm

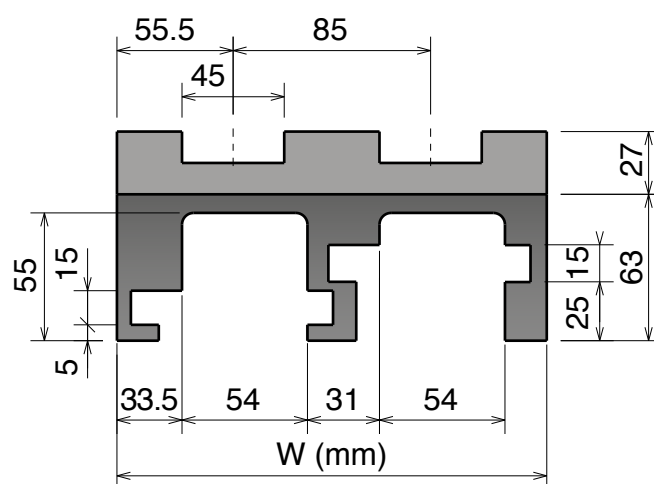


Available in

BluLub®



SINGLE TRACK



MULTI TRACK

Magnetic System

Upper part available, on request,
also in **BluLub®**
and for abrasive applications.

Part	Article-Nr.	Tracks	W	Material
735	735 11 614	1	111	Standard codes on table
735	735 11 624	2	196	
735	735 11 634	3	281	
735	735 11 644	4	366	add "B" for BluLub®
735	735 11 654	5	451	
735	735 11 664	6	536	
735	735 11 674	7	621	add "C" for abrasive
735	735 11 684	8	706	

Part	Article-Nr.	Tracks	W	Material
735	735 11 614 RS	1	111	RS
735	735 11 624 RS	2	196	
735	735 11 634 RS	3	281	
735	735 11 644 RS	4	366	add "RS" for RS-version
735	735 11 654 RS	5	451	
735	735 11 664 RS	6	536	
735	735 11 674 RS	7	621	
735	735 11 684 RS	8	706	

Movex®

261 M MC8 Series

New


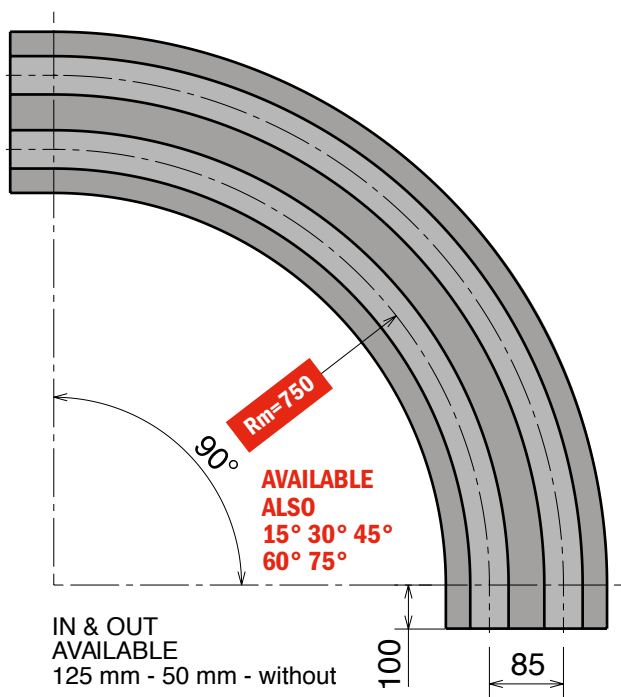
Chain Reference

261 M - K330

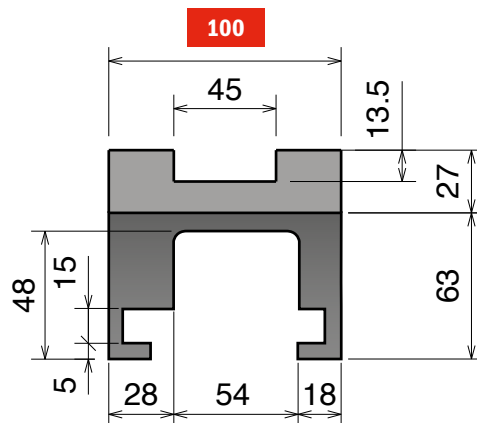
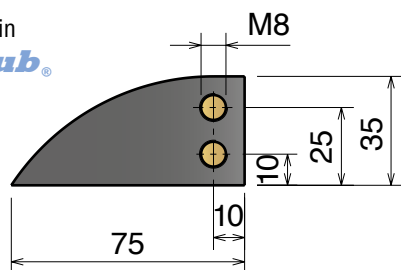
Curva Larghezza Base = 100 mm; Passo = 85 mm

Curve Basic Width = 100 mm; Pitch = 85 mm

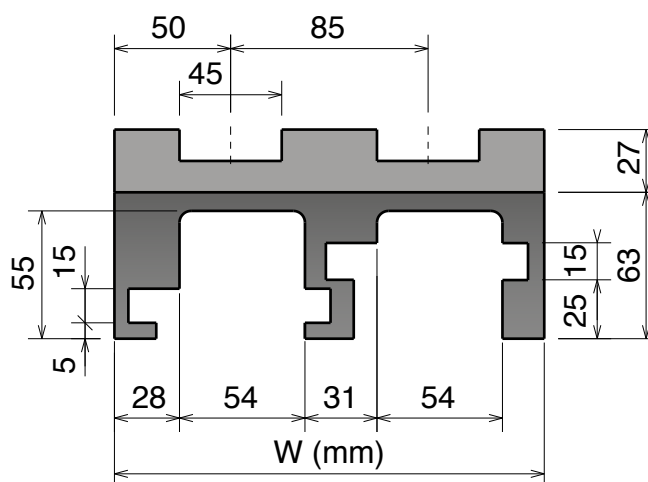
Kurve Basisbreite = 100 mm; Teilung = 85 mm



Available in
BluLub®






SINGLE TRACK




MULTI TRACK

Magnetic System

Upper part available, on request,
 also in **BluLub®**
 and for abrasive applications.

Part	Article-Nr.	Tracks	W	Material
706	706 16 614	1	100	 Standard codes on table
706	706 16 624	2	185	
706	706 16 634	3	270	
706	706 16 644	4	355	 add " B " for BluLub®
706	706 16 654	5	440	
706	706 16 664	6	525	 add " C " for abrasive
706	706 16 674	7	610	
706	706 16 684	8	695	

Part	Article-Nr.	Tracks	W	Material
706	706 16 614 RS	1	100	 add " RS " for RS-version
706	706 16 624 RS	2	185	
706	706 16 634 RS	3	270	
706	706 16 644 RS	4	355	
706	706 16 654 RS	5	440	
706	706 16 664 RS	6	525	
706	706 16 674 RS	7	610	
706	706 16 684 RS	8	695	

261 M MC5D Series

Curve magnetiche, Tab & Bevel / Magnetic, Tab & Bevel corner tracks / Kurvenführungen Magnet, Tab & Bevel Version

Materiale / Material / Materialien:
 Polietilene UHMW-PE
 Polyethylene UHMW-PE
 Polyäthylen UHMW-PE

New

261 M MC5D Series

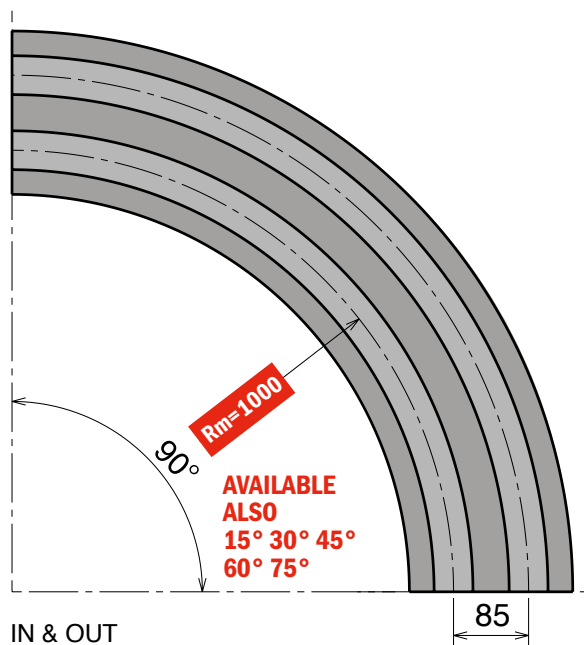
Chain Reference

261 M - K330


Curva Larghezza Base = 100 mm; Passo = 85 mm

Curve Basic Width = 100 mm; Pitch = 85 mm

Kurve Basisbreite = 100 mm; Teilung = 85 mm

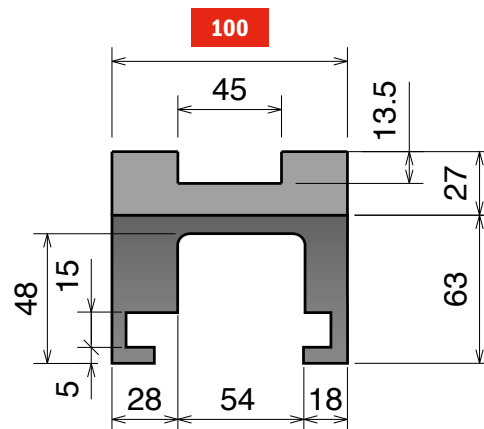
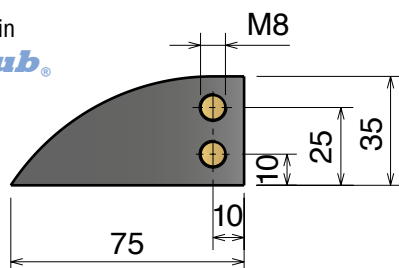


IN & OUT
 AVAILABLE
 125 mm - 100 mm - 50 mm

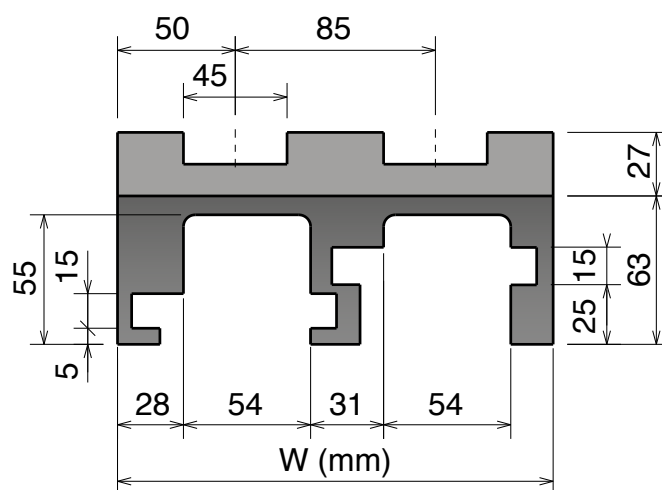


Available in

BluLub®



SINGLE TRACK



MULTI TRACK

Magnetic System

Upper part available, on request,
 also in **BluLub®**
 and for abrasive applications.

Part	Article-Nr.	Tracks	W	Material
706	706 19 610	1	100	Standard codes on table
706	706 19 620	2	185	
706	706 19 630	3	270	add "B" for BluLub®
706	706 19 640	4	355	
706	706 19 650	5	440	add "C" for abrasive
706	706 19 660	6	525	
706	706 19 670	7	610	
706	706 19 680	8	695	

Part	Article-Nr.	Tracks	W	Material
706	706 19 610 RS	1	100	RS add "RS" for RS-version
706	706 19 620 RS	2	185	
706	706 19 630 RS	3	270	
706	706 19 640 RS	4	355	
706	706 19 650 RS	5	440	
706	706 19 660 RS	6	525	
706	706 19 670 RS	7	610	
706	706 19 680 RS	8	695	

Movex®

261 M K450 MC22 Series

New


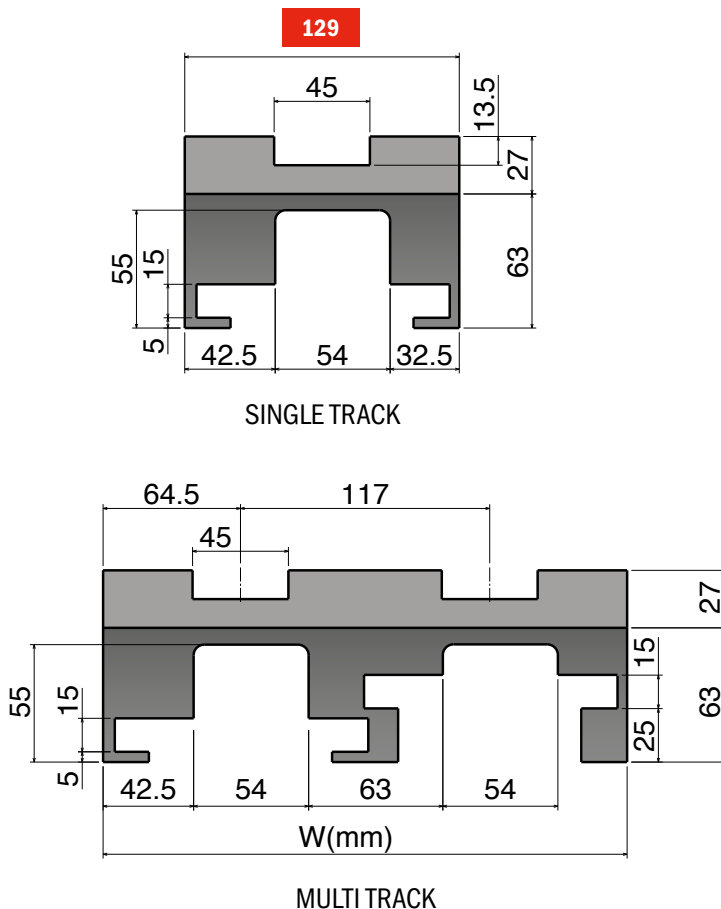
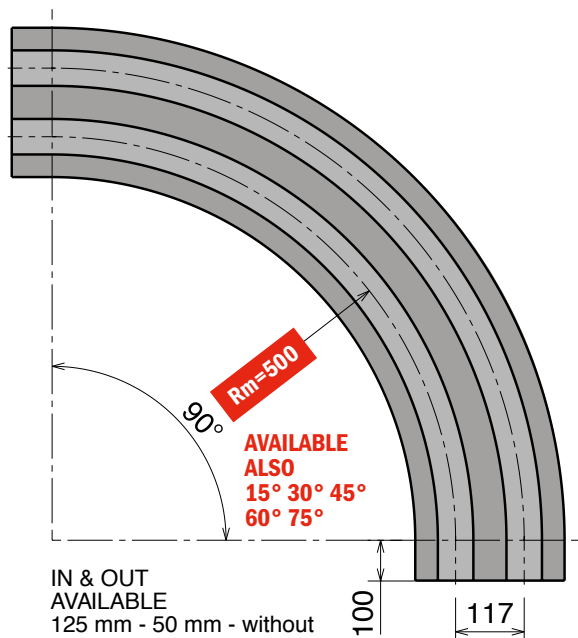
Chain Reference

261 M - K450

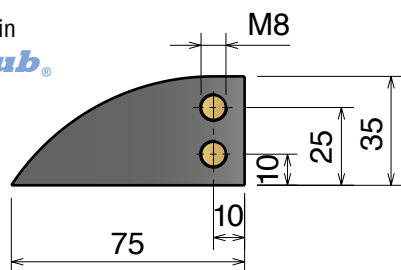
Curva Larghezza Base = 129 mm; Passo = 117 mm

Curve Basic Width = 129 mm; Pitch = 117 mm

Kurve Basisbreite = 129 mm; Teilung = 117 mm



Available in
BluLub®



Magnetic System

Upper part available, on request,
also in **BluLub®**
and for abrasive applications.

Part	Article-Nr.	Tracks	W	Material
736	736 11 614	1	129	Standard codes on table
736	736 11 624	2	246	
736	736 11 634	3	363	add "B" for BluLub®
736	736 11 644	4	480	



Part	Article-Nr.	Tracks	W	Material
736	736 11 614 RS	1	129	add "RS" for RS-version
736	736 11 624 RS	2	246	
736	736 11 634 RS	3	363	add "RS" for RS-version
736	736 11 644 RS	4	480	



261 M K450 MC27 Series

Curve magnetiche, Tab & Bevel / Magnetic, Tab & Bevel corner tracks / Kurvenführungen Magnet, Tab & Bevel Version

Materiale / Material / Materialien:

Poliethylene UHMW-PE

Polyethylene UHMW-PE

Polyäthylen UHMW-PE

New

261 M K450 MC27 Series


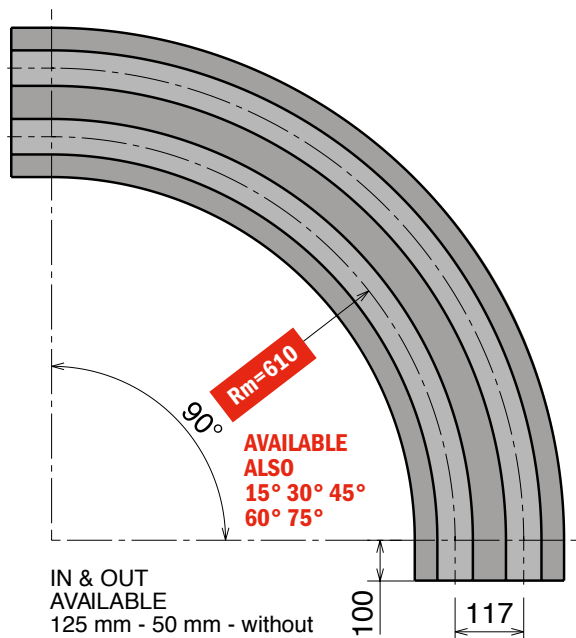
Chain Reference

261 M - K450

Curva Larghezza Base = 129 mm; Passo = 117 mm

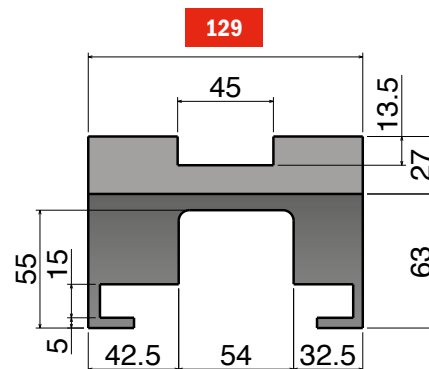
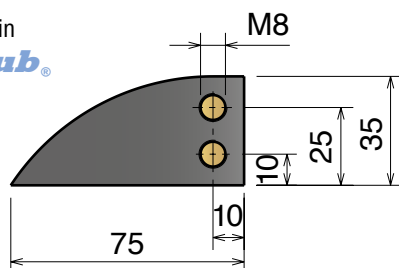
Curve Basic Width = 129 mm; Pitch = 117 mm

Kurve Basisbreite = 129 mm; Teilung = 117 mm

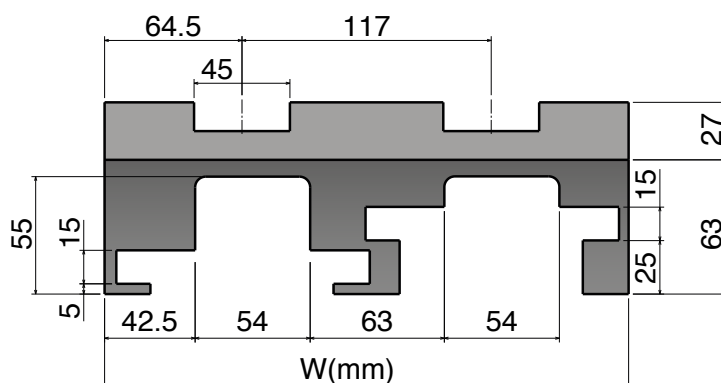


Available in

BluLub®



SINGLE TRACK



MULTI TRACK

Magnetic System

Upper part available, on request,
also in **BluLub®**
and for abrasive applications.

Part	Article-Nr.	Tracks	W	Material
736	736 13 614	1	129	Standard codes on table
736	736 13 624	2	246	
736	736 13 634	3	363	add "B" for BluLub®
736	736 13 644	4	480	



add "C" for abrasive

Part	Article-Nr.	Tracks	W	Material
736	736 13 614 RS	1	129	add "RS" for RS-version
736	736 13 624 RS	2	246	
736	736 13 634 RS	3	363	add "RS" for RS-version
736	736 13 644 RS	4	480	



add "RS" for RS-version

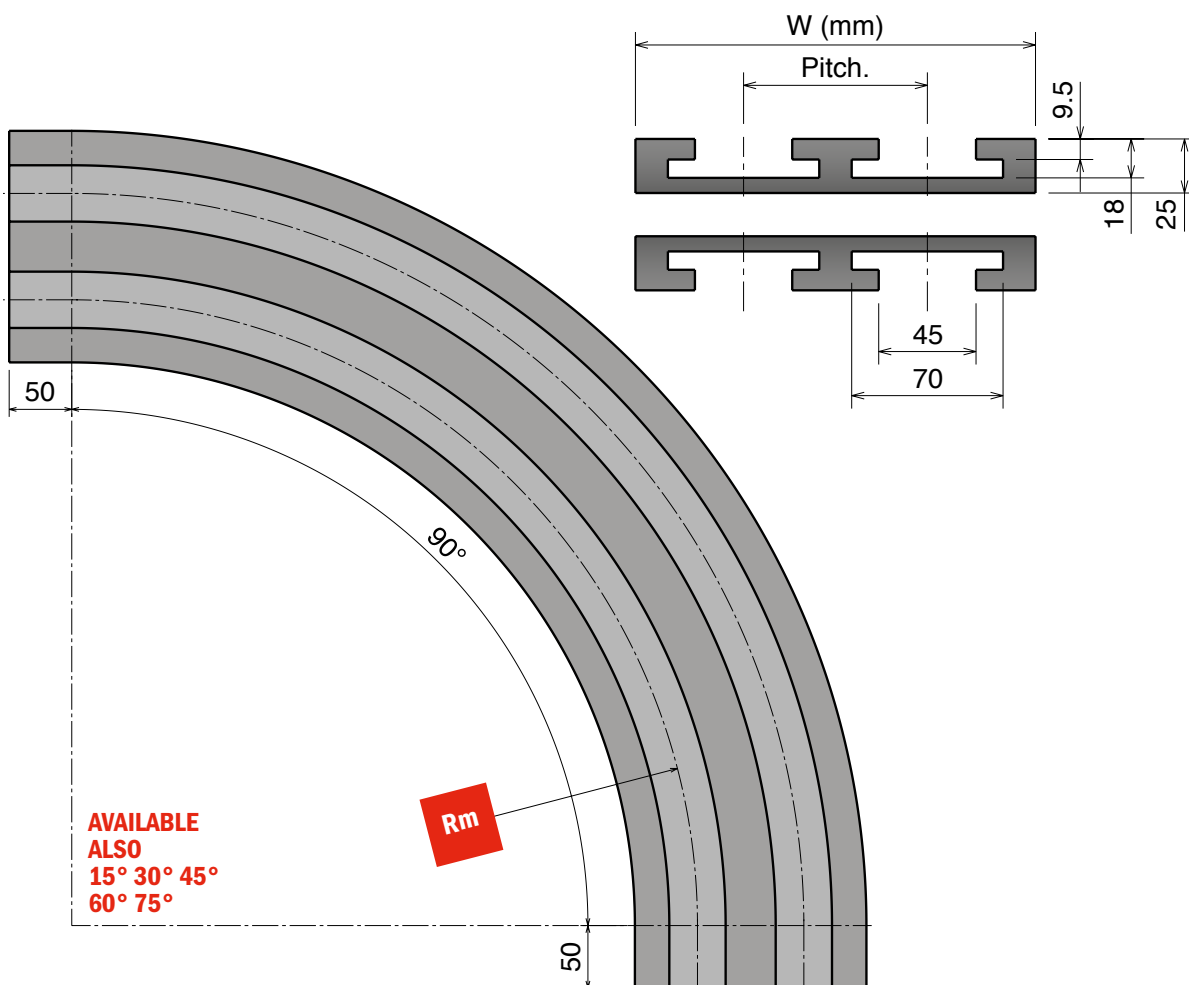
Movex®

878-880-881 TAB

Chain Reference




878 TAB - K325/K750

880-881 TAB - K325/K450/K750



Tab System

Upper part available, on request,
 also in **BluLub®**
 and for abrasive applications.

Part	Rm 500	Rm 610	Rm 800	Rm 1000	Tracks	W	Pitch	Material
K325								 Standard codes on table  add "B" for <i>BluLub</i> ®  add "C" for abrasive
720	720 21 612	720 23 612	720 27 612	720 29 612	1	100	85	
720	720 21 622	720 23 622	720 27 622	720 29 622	2	185		
720	720 21 632	720 23 632	720 27 632	720 29 632	3	270		
720	720 21 642	720 23 642	720 27 642	720 29 642	4	355		
720	720 21 652	720 23 652	720 27 652	720 29 652	5	440		
720	720 21 662	720 23 662	720 27 662	720 29 662	6	525		
K450								
721	721 21 612	721 23 612	721 27 612	721 29 612	1	130	120	
721	721 21 622	721 23 622	721 27 622	721 29 622	2	250		
721	721 21 632	721 23 632	721 27 632	721 29 632	3	370		
721	721 21 642	721 23 642	721 27 642	721 29 642	4	490		
721	721 21 652	721 23 652	721 27 652	721 29 652	5	610		
721	721 21 662	721 23 662	721 27 662	721 29 662	6	730		
K750								
722	722 21 612	722 23 612	722 27 612	722 29 612	1	200	195	
722	722 21 622	722 23 622	722 27 622	722 29 622	2	395		
722	722 21 632	722 23 632	722 27 632	722 29 632	3	590		
722	722 21 642	722 23 642	722 27 642	722 29 642	4	785		



Standard codes on table



add "B" for BluLub®

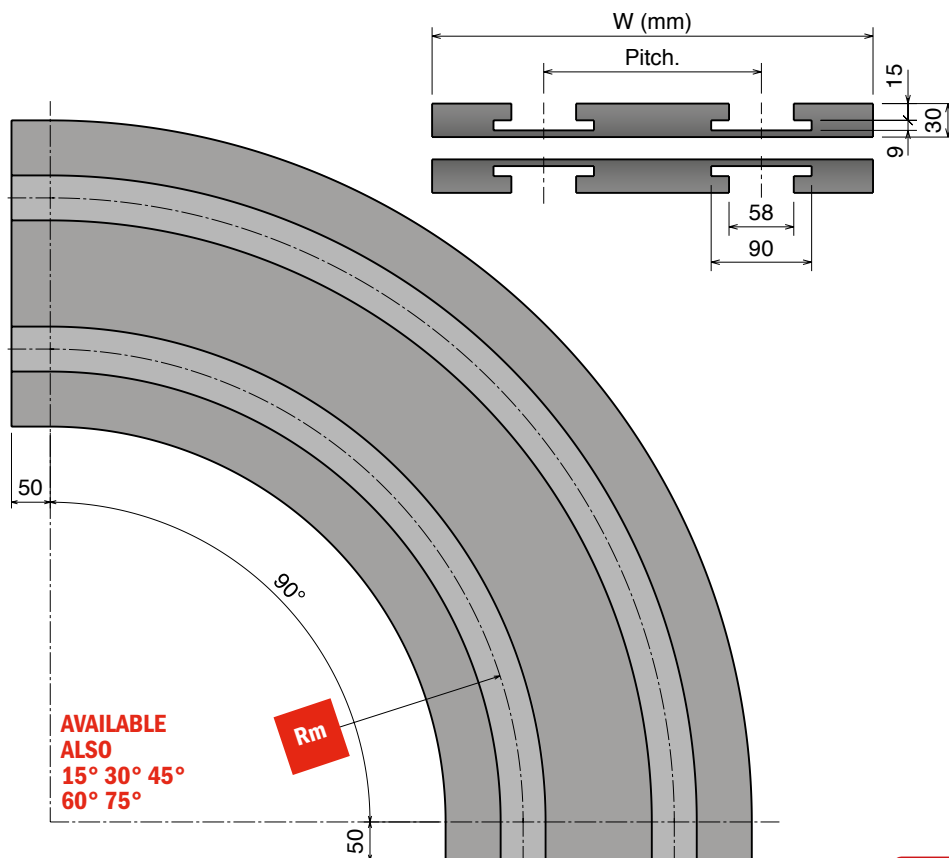


add "C" for abrasive

882 TAB




Chain Reference

882 TAB - K450/K750/K1000/K1200



Tab System

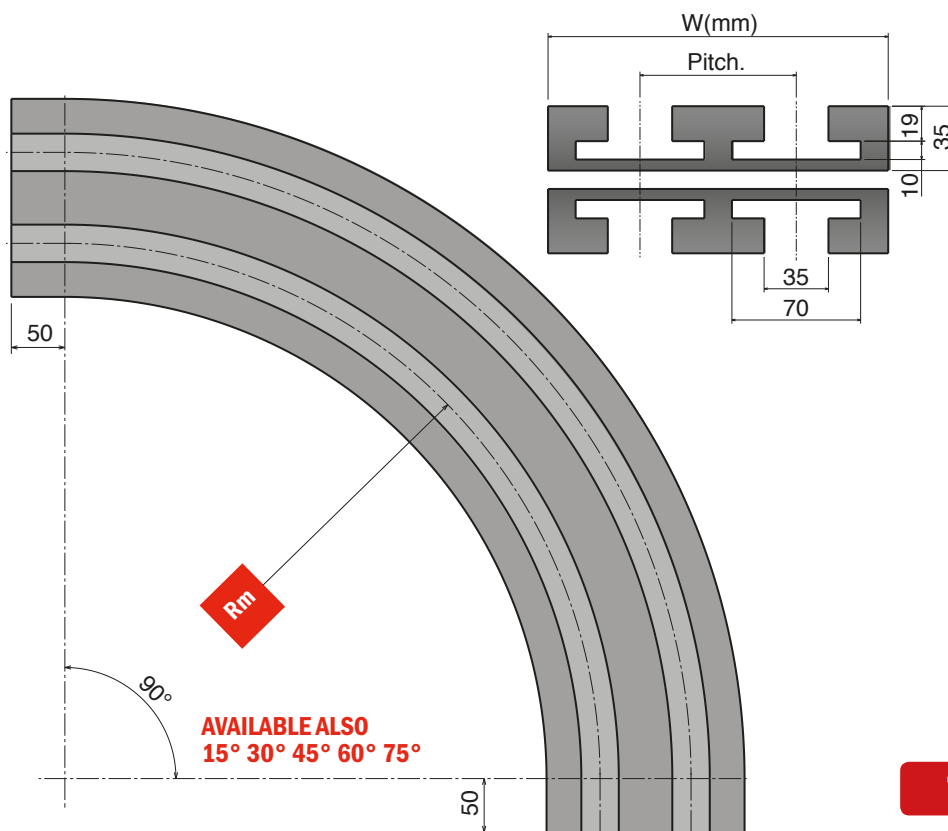
Upper part available, on request,
 also in **BluLub®**
 and for abrasive applications.

Part	Rm 610	Rm 800	Rm 1000	Tracks	W	Pitch	Material
K450							 Standard codes on table
727	727 23 612	727 27 612	727 29 612	1	130	120	
727	727 23 622	727 27 622	727 29 622	2	250		
727	727 23 632	727 27 632	727 29 632	3	370		
727	727 23 642	727 27 642	727 29 642	4	490		 add “ B ” for <i>BluLub®</i>
K750							 add “ C ” for abrasive
723	723 23 612	723 27 612	723 29 612	1	200	195	
723	723 23 622	723 27 622	723 29 622	2	395		
723	723 23 632	723 27 632	723 29 632	3	590		
723	723 23 642	723 27 642	723 29 642	4	785		
K1000							
724	724 23 612	724 27 612	724 29 612	1	270	230	
724	724 23 622	724 27 622	724 29 622	2	530		
724	724 23 632	724 27 632	724 29 632	3	790		
724	724 23 642	724 27 642	724 29 642	4	1050		
K1200							
725	725 23 612	725 27 612	725 29 612	1	320	310	
725	725 23 622	725 27 622	725 29 622	2	630		
725	725 23 632	725 27 632	725 29 632	3	940		
725	725 23 642	725 27 642	725 29 642	4	1250		

1873-1874 TAB


Chain Reference

1873 TAB-1874 TAB - K325/K450/K600/K750/K1000/K1200



Tab System

Upper part available, on request,
 also in **BluLub**
 and for abrasive applications.

Part	Rm 500	Rm 610	Rm 800	Rm 1000	Tracks	W	Pitch	Material
K325								 Standard codes on table
726	726 21 612	726 23 612	726 27 612	726 29 612	1	100	85	
726	726 21 622	726 23 622	726 27 622	726 29 622	2	185		
726	726 21 632	726 23 632	726 27 632	726 29 632	3	270		
726	726 21 642	726 23 642	726 27 642	726 29 642	4	355		
K450								 add “B” for <i>BluLub®</i>
728	728 21 612	728 23 612	728 27 612	728 29 612	1	130	120	
728	728 21 622	728 23 622	728 27 622	728 29 622	2	250		
728	728 21 632	728 23 632	728 27 632	728 29 632	3	370		
728	728 21 642	728 23 642	728 27 642	728 29 642	4	490		
K600								 add “C” for abrasive
729	729 21 612	729 23 612	729 27 612	729 29 612	1	170	160	
729	729 21 622	729 23 622	729 27 622	729 29 622	2	330		
729	729 21 632	729 23 632	729 27 632	729 29 632	3	490		
729	729 21 642	729 23 642	729 27 642	729 29 642	4	650		
K750								
737	737 21 612	737 23 612	737 27 612	737 29 612	1	200	195	
737	737 21 622	737 23 622	737 27 622	737 29 622	2	395		
737	737 21 632	737 23 632	737 27 632	737 29 632	3	590		
737	737 21 642	737 23 642	737 27 642	737 29 642	4	785		
K1000								
738	738 21 612	738 23 612	738 27 612	738 29 612	1	270	260	
738	738 21 622	738 23 622	738 27 622	738 29 622	2	530		
K1200								
739	739 21 612	739 23 612	739 27 612	739 29 612	1	320	310	
739	739 21 622	739 23 622	739 27 622	739 29 622	2	630		

1843 TAB / 1701 TAB-1706 TAB

Curve magnetiche, Tab & Bevel / Magnetic, Tab & Bevel corner tracks / Kurvenführungen Magnet, Tab & Bevel Version

Materiale / Material / Materialien:

Poliethylene UHMW-PE

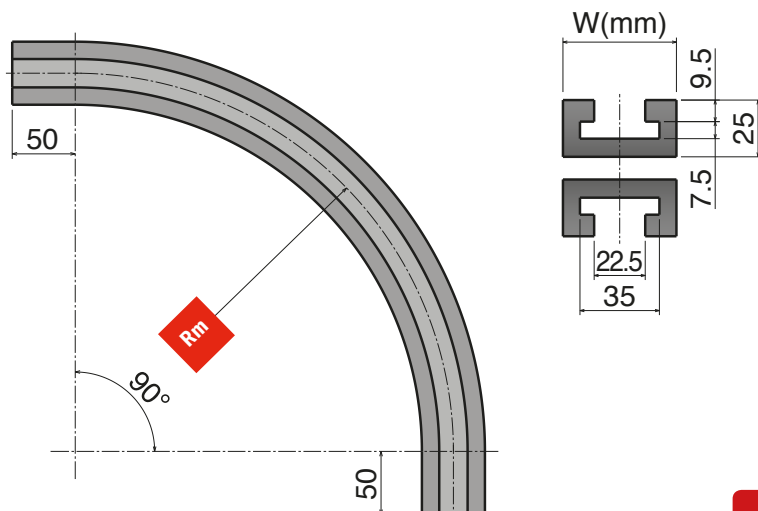
Polyethylene UHMW-PE

Polyäthylen UHMW-PE

1843 TAB

Chain Reference

1843 TAB - K125/K200



Tab System

Upper part available, on request,
also in **BluLub®**
and for abrasive applications.

Part	Rm 300	Rm 500	Tracks	W	Material
K125					
740	740 20 612	740 21 612	1	50	
K200					
741	741 20 612	741 21 612	1	70	



Standard codes
on table



add "B" for
BluLub®

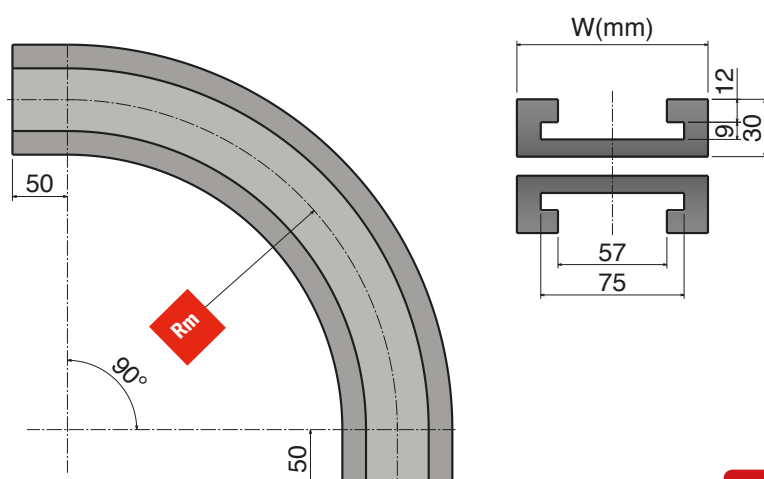


add "C"
for abrasive

1701 TAB-1706 TAB

Chain Reference

1701 TAB - 1701 TAB OP- 1706 TAB - K55



Tab System

Upper part available, on request,
also in **BluLub®**
and for abrasive applications.

Part	Rm 250	Rm 500	Tracks	W	Material
K55					
742	742 20 612	742 21 612	1	50	
K55					
743	743 20 612	743 21 612	1	70	



Standard codes
on table



add "B" for
BluLub®

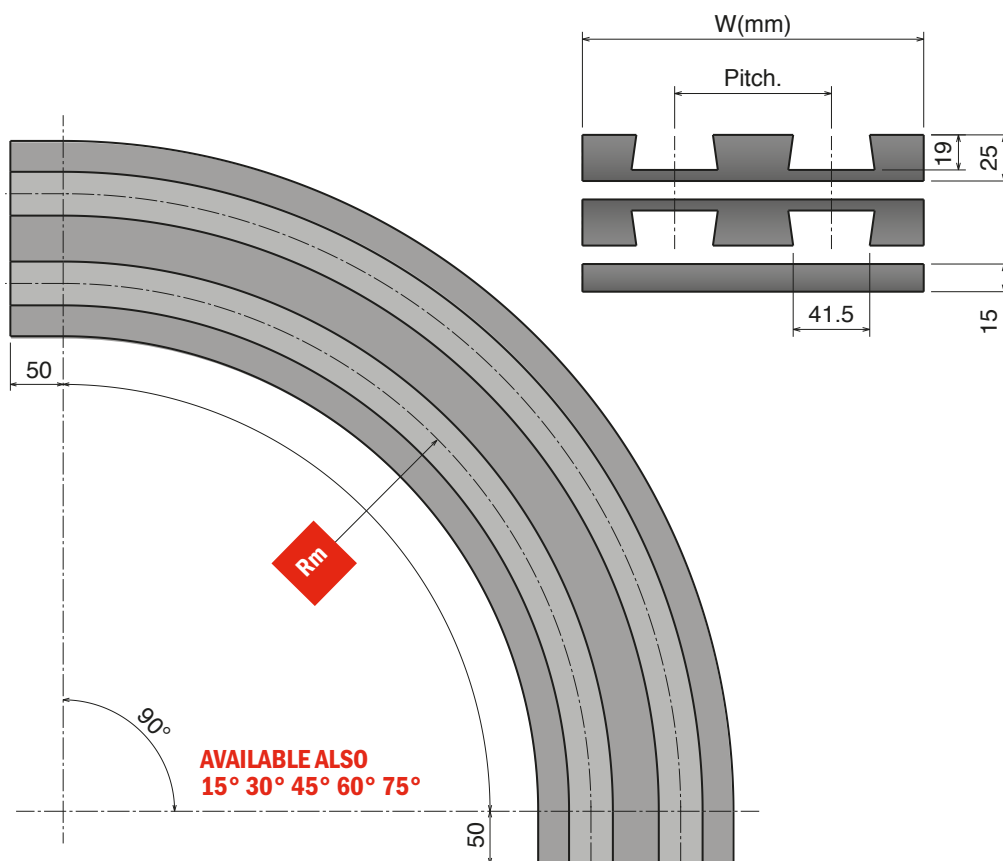


add "C"
for abrasive

880-881 B




Chain Reference

880 B-881 B - K325



Bevel System

Upper part available, on request,
also in **BluLub®**
and for abrasive applications.

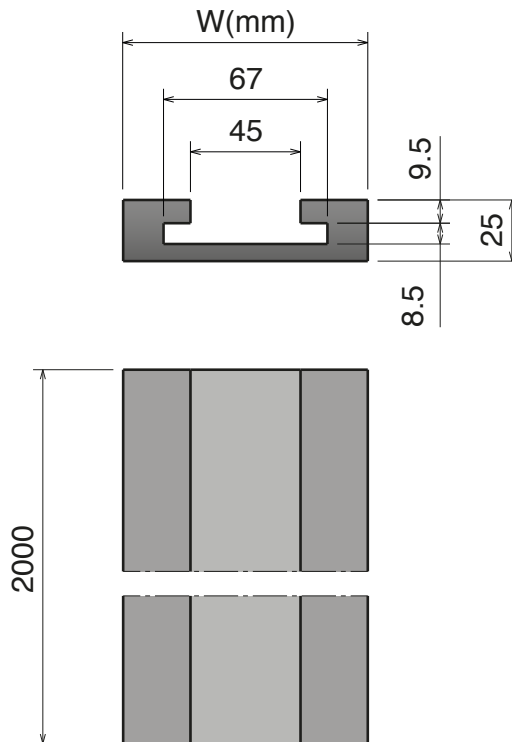
Part	Rm 500	Rm 610	Rm 800	Rm 1000	Tracks	W	Pitch	Material
K325								
770	770 31 612	770 33 612	770 37 612	770 39 612	1	100	85	 Standard codes on table  add " B " for BluLub®  add " C " for abrasive
770	770 31 622	770 33 622	770 37 622	770 39 622	2	185		
770	770 31 632	770 33 632	770 37 632	770 39 632	3	270		
770	770 31 642	770 33 642	770 37 642	770 39 642	4	355		
770	770 31 652	770 33 652	770 37 652	770 39 652	5	440		
770	770 31 662	770 33 662	770 37 662	770 39 662	6	525		

878-880-881 TAB *Straight track section*

New

Chain Reference

880-881 TAB - K325/K450/K750



Tab System

Upper part available, on request,
also in **BluLub®**
and for abrasive applications.

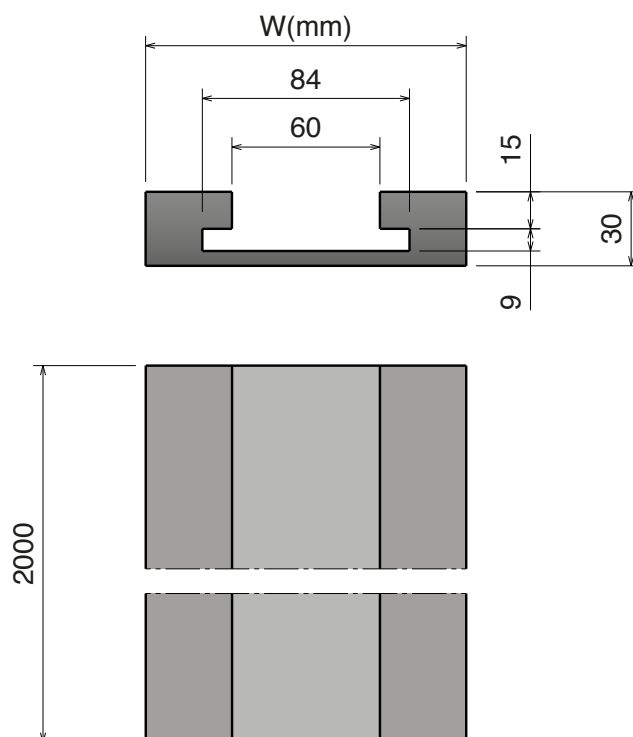
Part	Article-Nr.	W	Length	Material
K325				 Standard codes on table
790	790 23 010	100	2000	
K450				 add "B" for BluLub®
790	790 24 010	130	2000	
K750				 add "C" for abrasive
790	790 26 010	200	2000	

882 TAB *Straight track section*

New

Chain Reference

882 TAB - K450/K750/K1000/K1200



Tab System

Upper part available, on request,
also in **BluLub®**
and for abrasive applications.

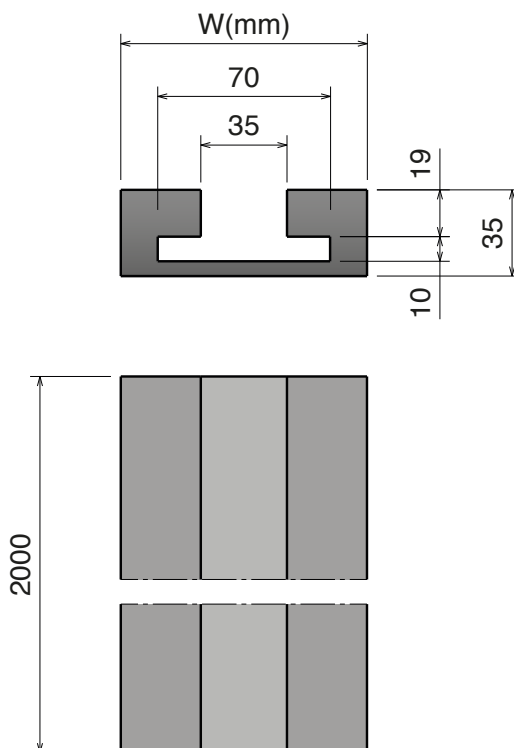
Part	Article-Nr.	W	Length	Material
K450				 Standard codes on table
791	791 24 010	130	2000	
K750				 add " B " for BluLub®
791	791 26 010	200	2000	
K1000				 add " C " for abrasive
791	791 27 010	270	2000	
K1200				
791	791 28 010	320	2000	

1873-1874 TAB *Straight track section*

New

Chain Reference

1873 TAB-1874 TAB - K325/K450/K600/K750/K1000/K1200



Tab System

Upper part available, on request,
 also in **BluLub®**
 and for abrasive applications.

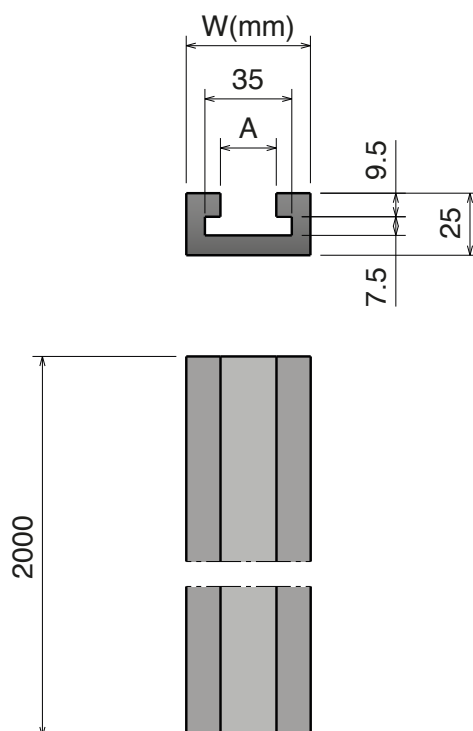
Part	Article-Nr.	W	Length	Material
K325				 Standard codes on table
792	792 23 010	100	2000	
K450				 add “ B ” for <i>BluLub®</i>
792	792 24 010	130	2000	
K600				 add “ C ” for abrasive
792	792 25 010	170	2000	
K750				
792	792 26 010	200	2000	
K1000				
792	792 27 010	270	2000	
K1200				
792	792 28 010	320	2000	

1843 TAB *Straight track section*

New

Chain Reference

1843 TAB - K125/K200



Tab System

Upper part available, on request,
also in **BluLub®**
and for abrasive applications.

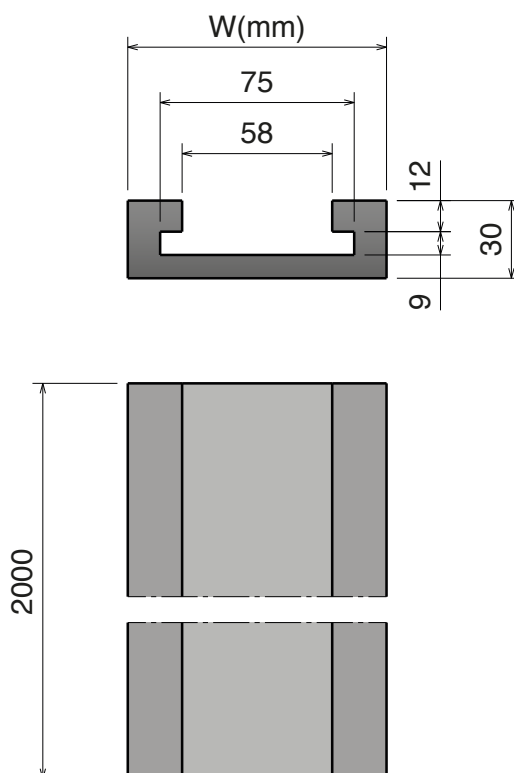
Part	Article-Nr.	W	A	Length	Material
K125					
793	793 21 010	50	22,5	2000	Standard codes on table
K200					
793	793 22 010	70	22,3	2000	add "B" for BluLub®
					add "C" for abrasive

1701 TAB-1706 TAB *Straight track section*

New

Chain Reference

1701 TAB -1701 TAB OP- 1706 TAB - K55



Tab System

Upper part available, on request,
also in **BluLub®**
and for abrasive applications.

Part	Article-Nr.	W	Length	Material
K55				
794	794 20 010	100	2000	




Standard codes
on table



add "**B**" for
BluLub®



add "**C**"
for abrasive




510



510 FT

Pag 151

520/521



520 FT

Pag 153

520 FTT

Pag 154

520 FG

Pag 155

520 GT

Pag 156

520 LBP

Pag 157


521 FT

Pag 158

228 Transfer plate

Pag 159/160

590



590 FT

Pag 162


590 FT One track Belt

Pag 163

590 FTT

Pag 164

525



525 FT

Pag 166

525 FTT

Pag 167

525 GT

Pag 168

525 GT Side indent

Pag 169

525 HD FT

Pag 170

525 HD FG

Pag 171


525 HD GT

Pag 172

525 HD GT Side indent

Pag 173

530



530 FT

Pag 175

530 FTT

Pag 176

530 GT

Pag 177


530 GT Side indent

Pag 178

530 LBP

Pag 179

550



550 FT

Pag 181

550 FT One track Belt

Pag 182

550 FTT

Pag 183

550 FG

Pag 184

550 FG One track Belt

Pag 185


550 GT

Pag 186

550 GT Side indent

Pag 187

551



551 FT

Pag 189

551 FTT

Pag 190

551 GT

Pag 191


551 GT Side indent

Pag 192

551 LBP

Pag 193

552



552 FT

Pag 195


552 FT One track Belt

Pag 196

552 FTT

Pag 197

556




556 FT

Pag 199

556 GT

Pag 200

600



600 Standard

Pag 202

600 Heavy duty

Pag 203

600 Small radius

Pag 204

600 Heavy duty/ Small radius

Pag 205


600 with pusher

Pag 206

1047 Heavy duty guide

Pag 206


500



500 RR

Pag 208

389



389 Combs

Pag 209

260



260 M FT

Pag 211

260 M FG

Pag 212

260 TAB

Pag 213

261



261 M FT

Pag 214

261 M TAB

Pag 215

510

Imperial Size

Pitch 8 mm
H= 6 mm



510 FT

510 FT

Tappeto Modulare 510 FT, H=6 M=3"

Modular Belt Series 510 FT, H=6 M=3" / Modulare Mattenkette 510 FT, H=6 M=3"

Imperial Size

CODE STRUCTURE GUIDE

(Example)

5331	01	0012	A
Series	*Material	Width	Version



pg. 218



pg. 420->428



*Material

LFA - Code 01

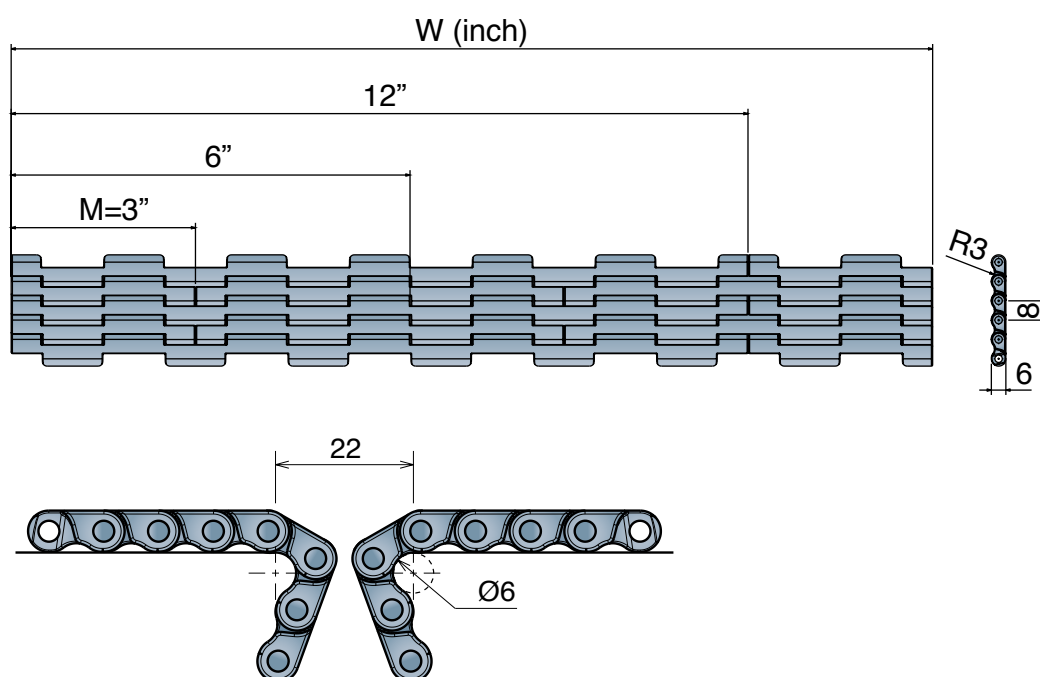
Low friction Acetal

Max w. load: 3000 N/m
Weight: 5,8 kg/m²
Temp. range: dry -40÷80 °C
wet -40÷65 °C
Pin material: PBT white

MX - Code 03

Performance PBT

Max w. load: 2700 N/m
Weight: 5,5 kg/m²
Temp. range: dry -40÷120 °C
wet -40÷60 °C
Pin material: POM grey



Version A - Standard


Series	Material	Width	Version
5331	*	0003	A
5331	*	0006	A
5331	*	0009	A
5331	*	0012	A
5331	*	0015	A
5331	*	0018	A
5331	*	0021	A
5331	*	0024	A

520/521

Metric Size

Imperial Size

Pitch 12,7 mm
H= 8,7 mm



520 FT
520 FTT
520 FG
520 GT
520 LBP

521 FT
228

520 FT

Tappeto Modulare 520 FT, H=8,7 M=85

Modular Belt Series 520 FT, H=8,7 M=85 / Modulare Mattenkette 520 FT, H=8,7 M=85



Metric Size

CODE STRUCTURE GUIDE

(Example)

5201	03	0340	C
Series	*Material	Width	Version

Backflex radius min.: 10 mm



*Material

LFA - Code 01

Low friction Acetal

Max w. load: 21500 N/m
 Weight: 7,8 kg/m²
 Temp. range: dry -40÷80 °C
 wet -40÷65 °C
 Pin material: PBT white

MX - Code 03

Performance PBT

Max w. load: 17500 N/m
 Weight: 7,5 kg/m²
 Temp. range: dry -40÷120 °C
 wet -40÷60 °C
 Pin material: POM grey

MK - Code 08

Super Performance Acetal

Max w. load: 20700 N/m
 Weight: 7,8 kg/m²
 Temp. range: dry -40÷80 °C
 wet -40÷65 °C
 Pin material: PBT white

MPX - Code 25

Lubricated Acetal

Max w. load: 21500 N/m
 Weight: 7,8 kg/m²
 Temp. range: dry -40÷80 °C
 wet -40÷65 °C
 Pin material: PBT white

DKM - Code 16

Aramid Reinforced Acetal

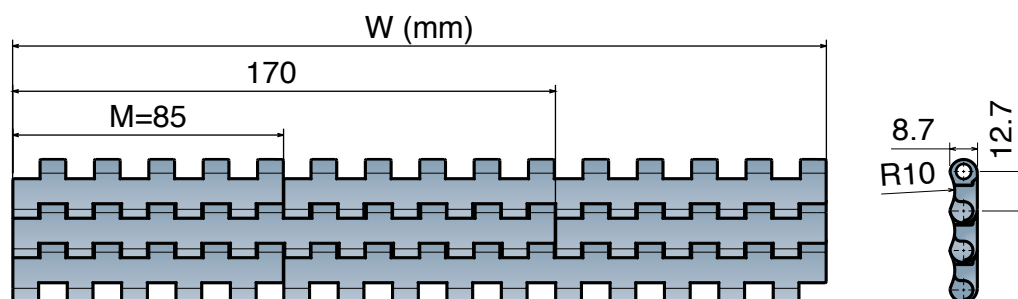
Max w. load: 21500 N/m
 Weight: 7,8 kg/m²
 Temp. range: dry -40÷80 °C
 wet -40÷65 °C
 Pin material: PBT white

MWX - Code 17

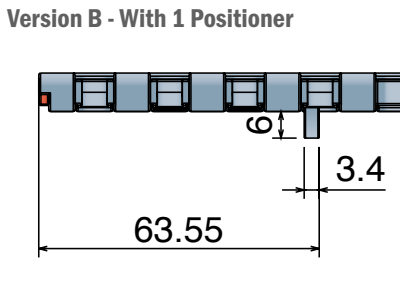
Polyamide Composite

Max w. load: 21500 N/m
 Weight: 8,1 kg/m²
 Temp. range: dry -40÷104 °C
 wet NR
 Pin material: PBT white

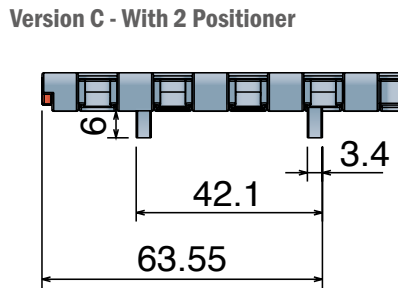
Version A - Standard



Version B - With 1 Positioner



Version C - With 2 Positioner



Version A - Standard

Series	Material	Width	Version
5201	*	0085	A
5201	*	0170	A
5201	*	0255	A
5201	*	0340	A
5201	*	0425	A
5201	*	0510	A
5201	*	0595	A
5201	*	0680	A
5201	*	0765	A
5201	*	0850	A
5201	*	0935	A
5201	*	1020	A
5201	*	1105	A
5201	*	1190	A
5201	*	1275	A
5201	*	1360	A
5201	*	1445	A
5201	*	1530	A

Version B - With 1 Positioner

Series	Material	Width	Version
5201	*	0085	B
5201	*	0170	B
5201	*	0255	B
5201	*	0340	B
5201	*	0425	B
5201	*	0510	B
5201	*	0595	B
5201	*	0680	B
5201	*	0765	B
5201	*	0850	B
5201	*	0935	B
5201	*	1020	B
5201	*	1105	B
5201	*	1190	B
5201	*	1275	B
5201	*	1360	B
5201	*	1445	B
5201	*	1530	B

Version C - With 2 Positioners

Series	Material	Width	Version
5201	*	0085	C
5201	*	0170	C
5201	*	0255	C
5201	*	0340	C
5201	*	0425	C
5201	*	0510	C
5201	*	0595	C
5201	*	0680	C
5201	*	0765	C
5201	*	0850	C
5201	*	0935	C
5201	*	1020	C
5201	*	1105	C
5201	*	1190	C
5201	*	1275	C
5201	*	1360	C
5201	*	1445	C
5201	*	1530	C

520 FTT

Tappeto Modulare 520 FT, H=8,7 M=85

Modular Belt Series 520 FT, H=8,7 M=85 / Modulare Mattenkette 520 FT, H=8,7 M=85

Metric Size

CODE STRUCTURE GUIDE

(Example)

5206	01	0170	C
Series	*Material	Width	Version





pg. 220-221



pg. 420->428

Backflex radius min.: 10 mm



*Material

LFA - Code 01

Low friction Acetal

Max w. load: 21500 N/m
Weight: 7,8 kg/m²
Temp. range: dry -40÷80 °C
wet -40÷65 °C
Pin material: PBT white

MX - Code 03

Performance PBT

Max w. load: 17500 N/m
Weight: 7,5 kg/m²
Temp. range: dry -40÷120 °C
wet -40÷60 °C
Pin material: POM grey

MK - Code 08

Super Performance Acetal

Max w. load: 20700 N/m
Weight: 7,8 kg/m²
Temp. range: dry -40÷80 °C
wet -40÷65 °C
Pin material: PBT white

MPX - Code 25

Lubricated Acetal

Max w. load: 21500 N/m
Weight: 7,8 kg/m²
Temp. range: dry -40÷80 °C
wet -40÷65 °C
Pin material: PBT white

DKM - Code 16

Aramide Reinforced Acetal

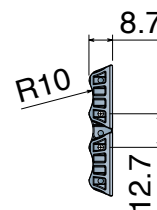
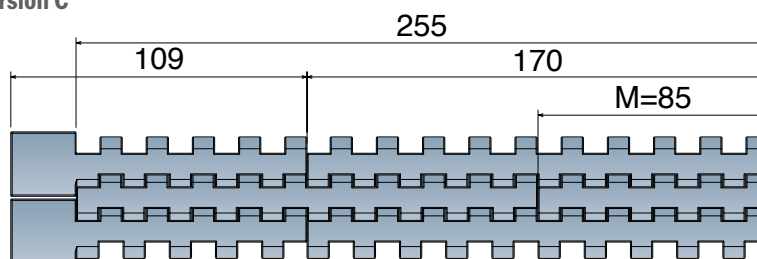
Max w. load: 21500 N/m
Weight: 7,8 kg/m²
Temp. range: dry -40÷80 °C
wet -40÷65 °C
Pin material: PBT white

MWX - Code 17

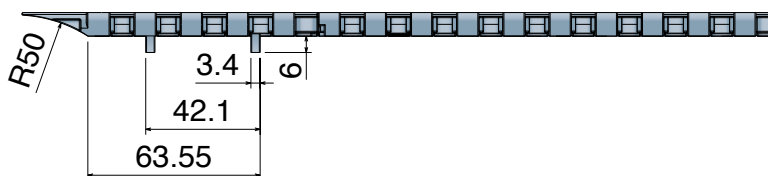
Polyamide Composite

Max w. load: 21500 N/m
Weight: 8,1 kg/m²
Temp. range: dry -40÷104 °C
wet NR
Pin material: PBT white

Version C



Version CN - Near



Version C0 - Opposite



Version C

Series	Material	Width	Version
5206	*	0085	C

Version CN - Near

Series	Material	Width	Version
5206	*	0170	CN
5206	*	0255	CN

Version C0 - Opposite

Series	Material	Width	Version
5206	*	0170	C0
5206	*	0255	C0

520 FG

Open Surface 25%

Tappeto Modulare 520 FG, H=8,7 M=85
Modular Belt Series 520 FG, H=8,7 M=85 / Modulare Mattenkette 520 FG, H=8,7 M=85



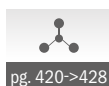
Metric Size

CODE STRUCTURE GUIDE

(Example)

5202	01	0765	A
Series	*Material	Width	Version

Backflex radius min.: 10 mm



*Material

LFA - Code 01

Low friction Acetal

Max w. load: 21500 N/m
Weight: 7,5 kg/m²
Temp. range: dry -40÷80 °C
wet -40÷65 °C
Pin material: PBT white

MX - Code 03

Performance PBT

Max w. load: 17500 N/m
Weight: 7,2 kg/m²
Temp. range: dry -40÷120 °C
wet -40÷60 °C
Pin material: POM grey

MK - Code 08

Super Performance Acetal

Max w. load: 20700 N/m
Weight: 7,5 kg/m²
Temp. range: dry -40÷80 °C
wet -40÷65 °C
Pin material: PBT white

MPX - Code 25

Lubricated Acetal

Max w. load: 21500 N/m
Weight: 7,5 kg/m²
Temp. range: dry -40÷80 °C
wet -40÷65 °C
Pin material: PBT white

DKM - Code 16

Aramid Reinforced Acetal

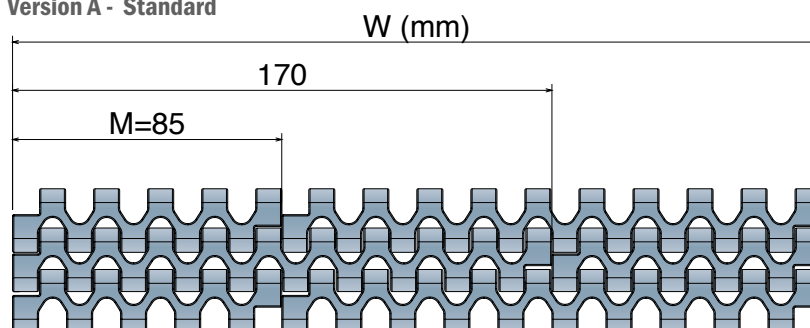
Max w. load: 21500 N/m
Weight: 7,5 kg/m²
Temp. range: dry -40÷80 °C
wet -40÷65 °C
Pin material: PBT white

MWX - Code 17

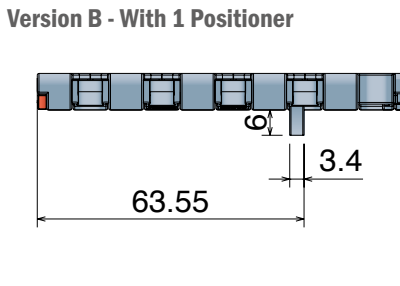
Polyamide Composite

Max w. load: 21500 N/m
Weight: 7,8 kg/m²
Temp. range: dry -40÷104 °C
wet NR
Pin material: PBT white

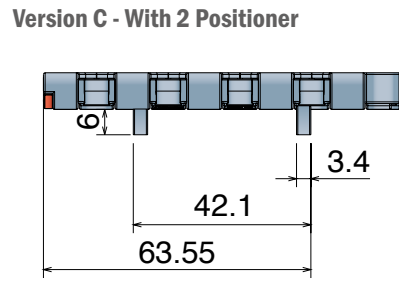
Version A - Standard



Version B - With 1 Positioner



Version C - With 2 Positioner



Version A - Standard

Series	Material	Width	Version
5202	*	0085	A
5202	*	0170	A
5202	*	0255	A
5202	*	0340	A
5202	*	0425	A
5202	*	0510	A
5202	*	0595	A
5202	*	0680	A
5202	*	0765	A
5202	*	0850	A
5202	*	0935	A
5202	*	1020	A
5202	*	1105	A
5202	*	1190	A
5202	*	1275	A
5202	*	1360	A
5202	*	1445	A
5202	*	1530	A

Version B - With 1 Positioner

Series	Material	Width	Version
5202	*	0085	B
5202	*	0170	B
5202	*	0255	B
5202	*	0340	B
5202	*	0425	B
5202	*	0510	B
5202	*	0595	B
5202	*	0680	B
5202	*	0765	B
5202	*	0850	B
5202	*	0935	B
5202	*	1020	B
5202	*	1105	B
5202	*	1190	B
5202	*	1275	B
5202	*	1360	B
5202	*	1445	B
5202	*	1530	B

Version C - With 2 Positioners

Series	Material	Width	Version
5202	*	0085	C
5202	*	0170	C
5202	*	0255	C
5202	*	0340	C
5202	*	0425	C
5202	*	0510	C
5202	*	0595	C
5202	*	0680	C
5202	*	0765	C
5202	*	0850	C
5202	*	0935	C
5202	*	1020	C
5202	*	1105	C
5202	*	1190	C
5202	*	1275	C
5202	*	1360	C
5202	*	1445	C
5202	*	1530	C

520 GT

Tappeto Modulare 520 GT, H=8,7 M=85

Modular Belt Series 520 GT, H=8,7 M=85 / Modulare Mattenkette 520 GT, H=8,7 M=85

Metric Size

CODE STRUCTURE GUIDE

(Example)

5203	02	0510	B
Series	*Material	Width	Version





pg. 220-221



pg. 420->428

Backflex radius min.: 20 mm



*Material

LFA - Code 01

Low friction Acetal

Max w. load: 21500 N/m
Weight: 9,0 kg/m²
Temp. range: dry -40÷80 °C
wet -40÷65 °C
Pin material: PBT white
Hardness of
Grip top Rubber: 75 ShA

PP - Code 02

Polypropylene

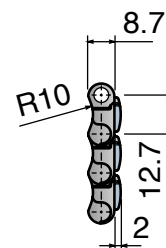
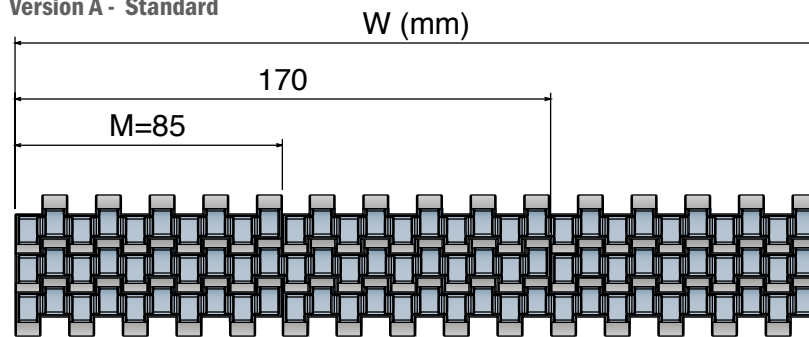
Max w. load: 13000 N/m
Weight: 7,5 kg/m²
Temp. range: dry 4÷80 °C
wet 4÷65 °C
Pin material: PP blu
Hardness of
Grip top Rubber: 75 ShA

MX - Code 03

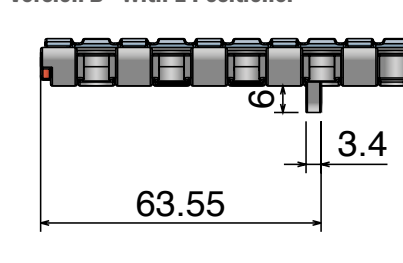
Performance PBT

Max w. load: 17500 N/m
Weight: 9,3 kg/m²
Temp. range: dry -40÷120 °C
wet -40÷60 °C
Pin material: POM grey
Hardness of
Grip top Rubber: 75 ShA

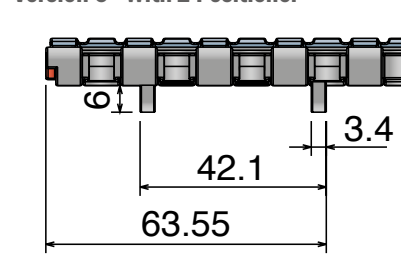
Version A - Standard



Version B - With 1 Positioner



Version C - With 2 Positioner



Version A - Standard

Series	Material	Width	Version
5203	*	0085	A
5203	*	0170	A
5203	*	0255	A
5203	*	0340	A
5203	*	0425	A
5203	*	0510	A
5203	*	0595	A
5203	*	0680	A
5203	*	0765	A
5203	*	0850	A
5203	*	0935	A
5203	*	1020	A
5203	*	1105	A
5203	*	1190	A
5203	*	1275	A
5203	*	1360	A
5203	*	1445	A
5203	*	1530	A

Version B - With 1 Positioner

Series	Material	Width	Version
5203	*	0085	B
5203	*	0170	B
5203	*	0255	B
5203	*	0340	B
5203	*	0425	B
5203	*	0510	B
5203	*	0595	B
5203	*	0680	B
5203	*	0765	B
5203	*	0850	B
5203	*	0935	B
5203	*	1020	B
5203	*	1105	B
5203	*	1190	B
5203	*	1275	B
5203	*	1360	B
5203	*	1445	B
5203	*	1530	B

Version C - With 2 Positioners

Series	Material	Width	Version
5203	*	0085	C
5203	*	0170	C
5203	*	0255	C
5203	*	0340	C
5203	*	0425	C
5203	*	0510	C
5203	*	0595	C
5203	*	0680	C
5203	*	0765	C
5203	*	0850	C
5203	*	0935	C
5203	*	1020	C
5203	*	1105	C
5203	*	1190	C
5203	*	1275	C
5203	*	1360	C
5203	*	1445	C
5203	*	1530	C

520 LBP

Tappeto Modulare 520 LBP, H=8,7 M=85

Modular Belt Series 520 LBP, H=8,7 M=85 / Modulare Mattenkette 520 LBP, H=8,7 M=85


Metric Size

CODE STRUCTURE GUIDE

(Example)

5204	01	1530	C
Series	*Material	Width	Version


Backflex radius min.: 65 mm



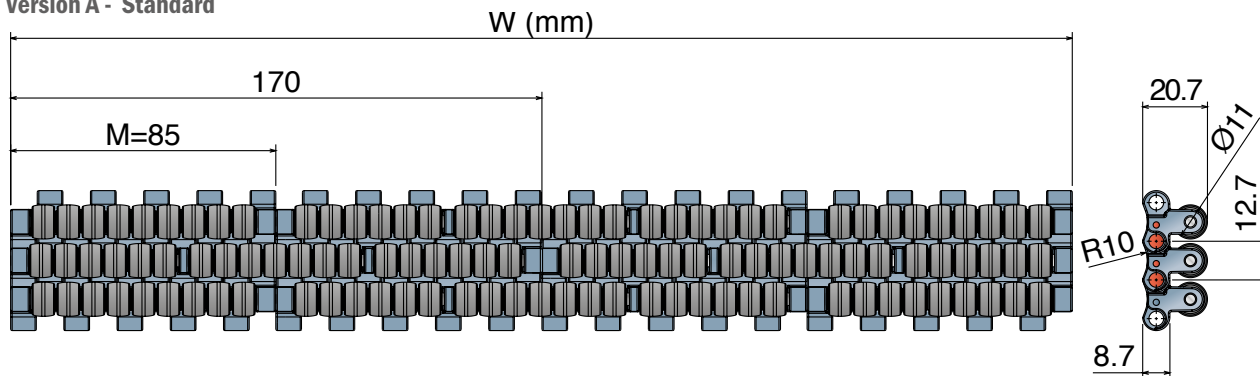
pg. 220-221



pg. 420->428



Version A - Standard



*Material

LFA - Code 01

Low friction Acetal

Max w. load: 21500 N/m

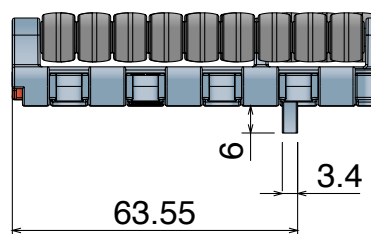
Weight: 24,0 kg/m²

Temp. range: dry -40÷80 °C

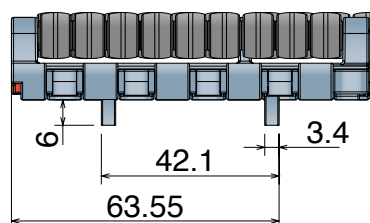
wet 1÷65 °C

Pin material: PBT white

Version B - With 1 Positioner



Version C - With 2 Positioner



Version A - Standard

Series	Material	Width	Version
5204	*	0085	A
5204	*	0170	A
5204	*	0255	A
5204	*	0340	A
5204	*	0425	A
5204	*	0510	A
5204	*	0595	A
5204	*	0680	A
5204	*	0765	A
5204	*	0850	A
5204	*	0935	A
5204	*	1020	A
5204	*	1105	A
5204	*	1190	A
5204	*	1275	A
5204	*	1360	A
5204	*	1445	A
5204	*	1530	A

Version B - With 1 Positioner

Series	Material	Width	Version
5204	*	0085	B
5204	*	0170	B
5204	*	0255	B
5204	*	0340	B
5204	*	0425	B
5204	*	0510	B
5204	*	0595	B
5204	*	0680	B
5204	*	0765	B
5204	*	0850	B
5204	*	0935	B
5204	*	1020	B
5204	*	1105	B
5204	*	1190	B
5204	*	1275	B
5204	*	1360	B
5204	*	1445	B
5204	*	1530	B

Version C - With 2 Positioners

Series	Material	Width	Version
5204	*	0085	C
5204	*	0170	C
5204	*	0255	C
5204	*	0340	C
5204	*	0425	C
5204	*	0510	C
5204	*	0595	C
5204	*	0680	C
5204	*	0765	C
5204	*	0850	C
5204	*	0935	C
5204	*	1020	C
5204	*	1105	C
5204	*	1190	C
5204	*	1275	C
5204	*	1360	C
5204	*	1445	C
5204	*	1530	C

521 FT

Tappeto Modulare 521 FT, H=8,7 M=7,5"
Modular Belt Series 521 FT, H=8,7 M=7,5" / Modulare Mattenkette 521 FT, H=8,7 M=7,5"

Imperial Size

CODE STRUCTURE GUIDE

(Example)

5311	01	9750	C
Series	*Material	Width	Version




pg. 219



pg. 420->428

Backflex radius min.: 10 mm



*Material

LFA - Code 01

Low friction Acetal

Max w. load: 21500 N/m
Weight: 8,0 kg/m²
Temp. range: dry -40+80 °C
wet -40+65 °C
Pin material: PBT white

MX - Code 03

Performance PBT

Max w. load: 17500 N/m
Weight: 7,8 kg/m²
Temp. range: dry -40+120 °C
wet -40+60 °C
Pin material: POM grey

MK - Code 08

Super Performance Acetal

Max w. load: 20700 N/m
Weight: 8,0 kg/m²
Temp. range: dry -40+80 °C
wet -40+65 °C
Pin material: PBT white

MPX - Code 25

Lubricated Acetal

Max w. load: 21500 N/m
Weight: 8,0 kg/m²
Temp. range: dry -40+80 °C
wet -40+65 °C
Pin material: PBT white

DKM - Code 16

Aramid Reinforced Acetal

Max w. load: 21500 N/m
Weight: 8,0 kg/m²
Temp. range: dry -40+80 °C
wet -40+65 °C
Pin material: PBT white

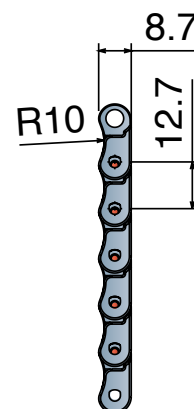
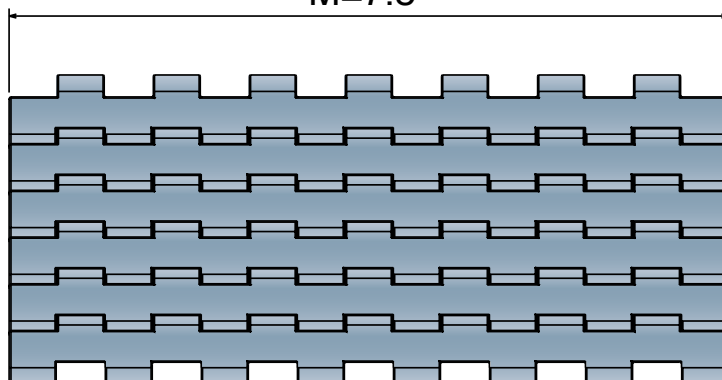
MWX - Code 17

Polyamide Composite

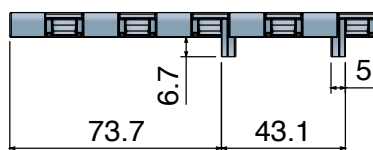
Max w. load: 21500 N/m
Weight: 8,3 kg/m²
Temp. range: dry -40+104 °C
wet NR
Pin material: PBT white

Version A - Standard

M=7.5"



Version B - With 1 Positioner



Version A - Standard

Series	Material	Width	Version
5311	*	9750	A

Version C - With 2 Positioners

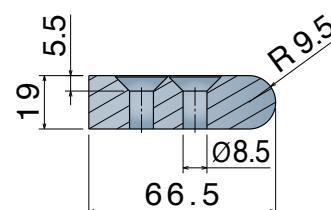
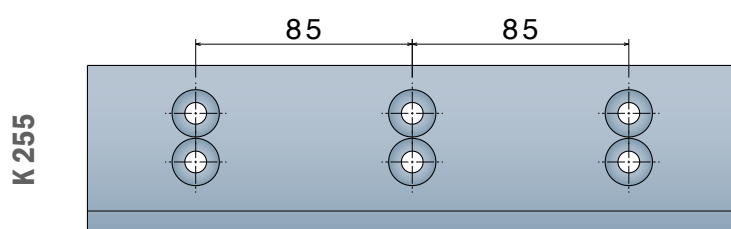
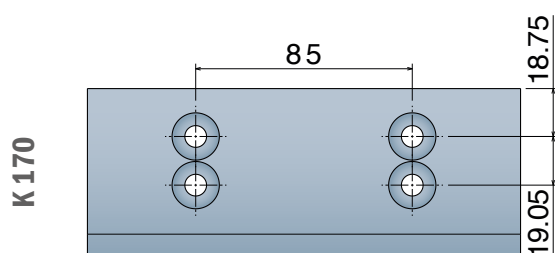
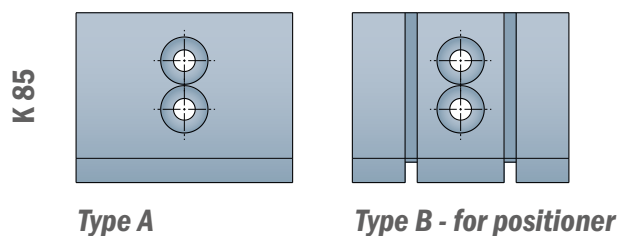
Series	Material	Width	Version
5311	*	9750	C

228

Piatto di trasferimento
Transfer Plate / Übershubplatte

Used with belt series 520 - 521 - 525 - 530

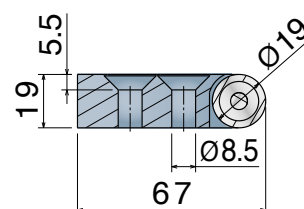
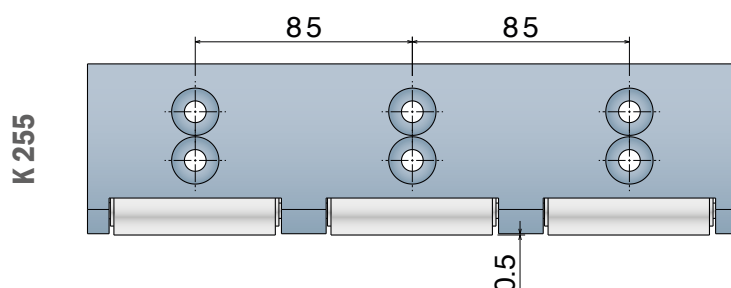
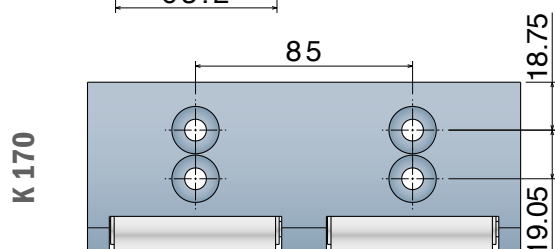
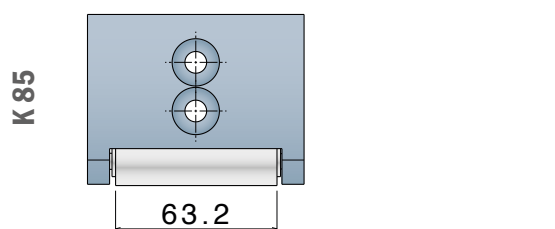
Transfer plate



Part	Article-Nr.	K	Type
228	22801	85	A
228	22807	85	B
228	22802	170	A
228	22803	255	A

Available in different widths on request.

Transfer plate with rollers



Part	Article-Nr.	K
228	22814	85
228	22815	170
228	22816	255

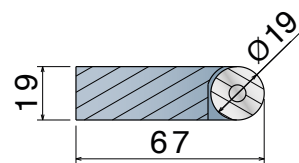

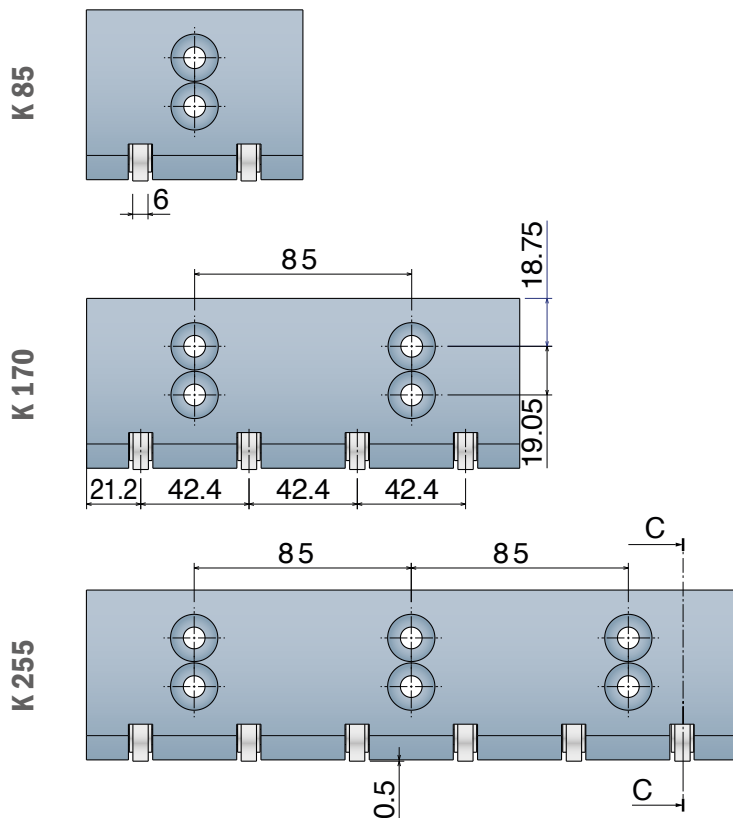
Available in different widths on request.

228

Piatto di trasferimento
Transfer Plate / Überschubplatte

Used with belt series 520 - 521 - 525 - 530

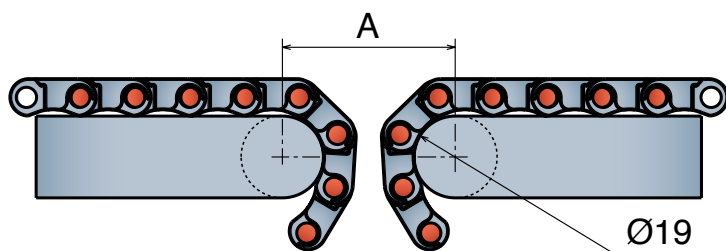
Transfer plate with bearings




Part	Article-Nr.	K
228	22811	85
228	22812	170
228	22813	255

Available in different widths on request.


INSTALLATION TIPS



Belt type 1	Belt type 2	A
FT/ FG	FT/ FG	40
FT/ FG	GT	42
FT/ FG	LBP	53
GT	GT	44
GT	LBP	55
LBP	LBP	65



Transfer plate
with roller



Transfer plate

590

Imperial Size

Pitch 19,05 mm
H= 8,7 mm



590 FT
590 FT *One track Belt*
590 FTT

590 FT

Tappeto Modulare 590 FT, H=8,7 M=3"

Modular Belt Series 590 FT, H=8,7 M=3" / Modulare Mattenkette 590 FT, H=8,7 M=3"

Imperial Size

CODE STRUCTURE GUIDE

(Example)

5301	01	0009	C
Series	*Material	Width	Version





pg. 223



pg. 420->428

Backflex radius min.: 25 mm



*Material

LFA - Code 01

Low friction Acetal

Max w. load: 30000 N/m
Weight: 7,2 kg/m²
Temp. range: dry -40÷80 °C
 wet -40÷65 °C
Pin material: PBT white

MX - Code 03

Performance PBT

Max w. load: 24000 N/m
Weight: 7,0 kg/m²
Temp. range: dry -40÷120 °C
 wet -40÷60 °C
Pin material: POM grey

MK - Code 08

Super Performance Acetal

Max w. load: 28800 N/m
Weight: 7,2 kg/m²
Temp. range: dry -40÷80 °C
 wet -40÷65 °C
Pin material: PBT white

MPX - Code 25

Lubricated Acetal

Max w. load: 30000 N/m
Weight: 7,2 kg/m²
Temp. range: dry -40÷80 °C
 wet -40÷65 °C
Pin material: PBT white

DKM - Code 16

Aramide Reinforced Acetal

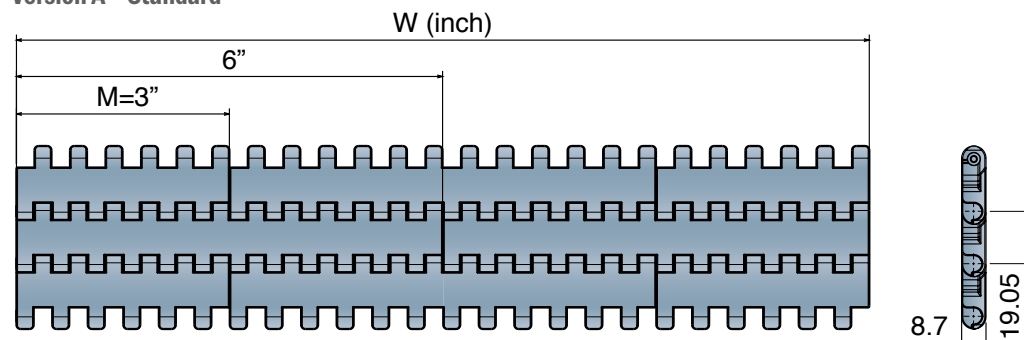
Max w. load: 30000 N/m
Weight: 7,2 kg/m²
Temp. range: dry -40÷80 °C
 wet -40÷65 °C
Pin material: PBT white

MWX - Code 17

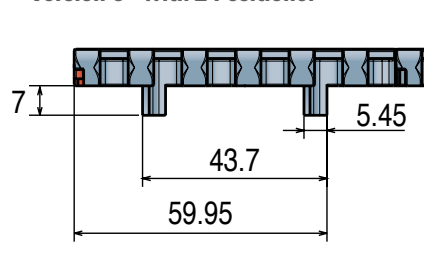
Polyamide Composite

Max w. load: 30000 N/m
Weight: 7,5 kg/m²
Temp. range: dry -40÷104 °C
 wet NR
Pin material: PBT white

Version A - Standard



Version C - With 2 Positioner



Version A - Standard

Series	Material	Width	Version
5301	*	0003	A
5301	*	0006	A
5301	*	0009	A
5301	*	0012	A
5301	*	0015	A
5301	*	0018	A
5301	*	0021	A
5301	*	0024	A
5301	*	0027	A
5301	*	0030	A
5301	*	0033	A
5301	*	0036	A
5301	*	0039	A
5301	*	0042	A
5301	*	0045	A
5301	*	0048	A
5301	*	0051	A
5301	*	0054	A

Version C - With 2 Positioners

Series	Material	Width	Version
5301	*	0003	C
5301	*	0006	C
5301	*	0009	C
5301	*	0012	C
5301	*	0015	C
5301	*	0018	C
5301	*	0021	C
5301	*	0024	C
5301	*	0027	C
5301	*	0030	C
5301	*	0033	C
5301	*	0036	C
5301	*	0039	C
5301	*	0042	C
5301	*	0045	C
5301	*	0048	C
5301	*	0051	C
5301	*	0054	C

590 FT One track Belt

Tappeto Modulare 590 FT, H=8,7
Modular Belt Series 590 FT, H=8,7 / Modulare Mattenkette 590 FT, H=8,7

Imperial Size

CODE STRUCTURE GUIDE			
(Example)			
5301	03	9325	C
Series	*Material	Width	Version




pg. 223



pg. 420->428

Backflex radius min.: 25 mm



*Material

LFA - Code 01

Low friction Acetal

Max w. load: 30000 N/m
Weight: 7,2 kg/m²
Temp. range: dry -40÷80 °C
wet -40÷65 °C
Pin material: PBT white

MX - Code 03

Performance PBT

Max w. load: 24000 N/m
Weight: 7,0 kg/m²
Temp. range: dry -40÷120 °C
wet -40÷60 °C
Pin material: POM grey

MK - Code 08

Super Performance Acetal

Max w. load: 28800 N/m
Weight: 7,2 kg/m²
Temp. range: dry -40÷80 °C
wet -40÷65 °C
Pin material: PBT white

MPX - Code 25

Lubricated Acetal

Max w. load: 30000 N/m
Weight: 7,2 kg/m²
Temp. range: dry -40÷80 °C
wet -40÷65 °C
Pin material: PBT white

DKM - Code 16

Aramid Reinforced Acetal

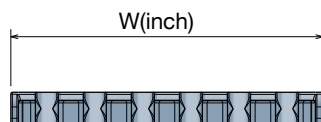
Max w. load: 30000 N/m
Weight: 7,2 kg/m²
Temp. range: dry -40÷80 °C
wet -40÷65 °C
Pin material: PBT white

MWX - Code 17




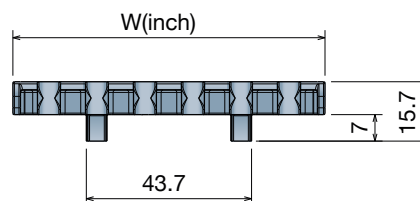
Polyamide Composite

Max w. load: 30000 N/m
Weight: 7,5 kg/m²
Temp. range: dry -40÷104 °C
wet NR
Pin material: PBT white

Version A - Standard



Version C - With 2 Positioner



K325 - One track belt

Series	Material	Width	Version
5301	*	9325	A
5301	*	9325	C

K450 - One track belt

Series	Material	Width	Version
5301	*	9450	A
5301	*	9450	C

K750 - One track belt

Series	Material	Width	Version
5301	*	9750	A
5301	*	9750	C

590 FTT

Tappeto Modulare 590 FTT, H=8,7
Modular Belt Series 590 FTT, H=8,7 / Modulare Mattenkette 590 FTT, H=8,7

Imperial Size

CODE STRUCTURE GUIDE

(Example)

5306	01	9450	C-R
Series	*Material	Width	Version





pg. 223



pg. 420->428

Backflex radius min.: 25 mm



*Material

LFA - Code 01

Low friction Acetal

Max w. load: 30000 N/m
Weight: 7,2 kg/m²
Temp. range: dry -40÷80 °C
wet -40÷65 °C
Pin material: PBT white

MX - Code 03

Performance PBT

Max w. load: 24000 N/m
Weight: 7,0 kg/m²
Temp. range: dry -40÷120 °C
wet -40÷60 °C
Pin material: POM grey

MK - Code 08

Super Performance Acetal

Max w. load: 28800 N/m
Weight: 7,2 kg/m²
Temp. range: dry -40÷80 °C
wet -40÷65 °C
Pin material: PBT white

MPX - Code 25

Lubricated Acetal

Max w. load: 30000 N/m
Weight: 7,2 kg/m²
Temp. range: dry -40÷80 °C
wet -40÷65 °C
Pin material: PBT white

DKM - Code 16

Aramide Reinforced Acetal

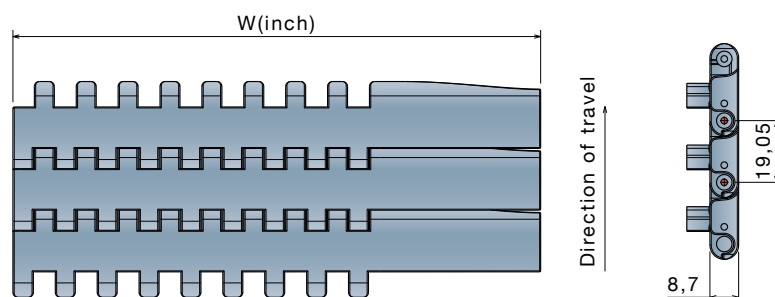
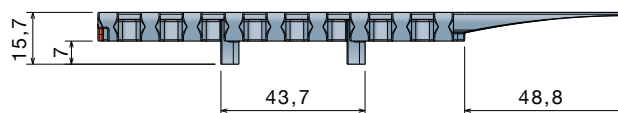
Max w. load: 30000 N/m
Weight: 7,2 kg/m²
Temp. range: dry -40÷80 °C
wet -40÷65 °C
Pin material: PBT white

MWX - Code 17

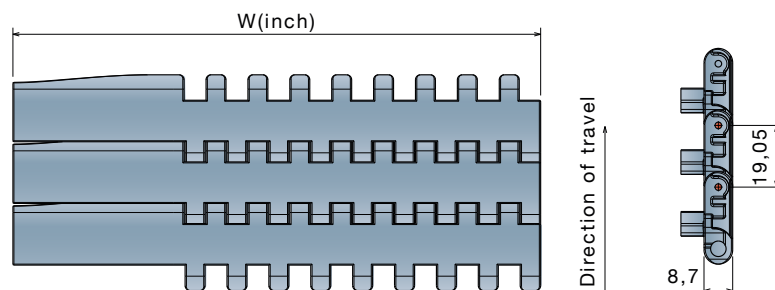
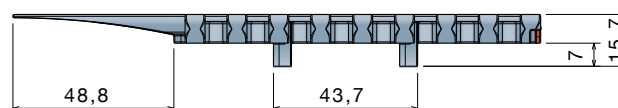
Polyamide Composite

Max w. load: 30000 N/m
Weight: 7,5 kg/m²
Temp. range: dry -40÷104 °C
wet NR
Pin material: PBT white

Version 590 FTT DX



Version 590 FTT SX



Version 590 FTT DX

Series	Material	Width	Version
5306	*	9450	C-R
5306	*	9750	C-R

Version 590 FTT SX


Series	Material	Width	Version
5306	*	9450	C-L
5306	*	9750	C-L

525

Metric Size

Pitch 15 mm

H= 8,7 mm



525 FT

525 FTT

525 GT

525 GT *Side indent*

525 HD FT

525 HD FG

525 HD GT

525 HD GT *Side indent*

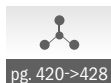
525 FT

Tappeto Modulare 525 FT, H=8,7 M=85



Modular Belt Series 525 FT, H=8,7 M=85 / Modulare Mattenkette 525 FT, H=8,7 M=85

Metric Size

CODE STRUCTURE GUIDE			
(Example)			
5251	03	0340	C
Series	*Material	Width	Version



Backflex radius min.: 25 mm



*Material

LFA - Code 01

Low friction Acetal

Max w. load: 21500 N/m
Weight: 7,8 kg/m²
Temp. range: dry -40÷+80 °C
wet -40÷+65 °C
Pin material: PBT white

MX - Code 03

Performance PBT

Max w. load: 17500 N/m
Weight: 7,5 kg/m²
Temp. range: dry -40÷+120 °C
wet -40÷+60 °C
Pin material: POM grey

MK - Code 08

Super Performance Acetal

Max w. load: 20700 N/m
Weight: 7,8 kg/m²
Temp. range: dry -40÷+80 °C
wet -40÷+65 °C
Pin material: PBT white

MPX - Code 25

Lubricated Acetal

Max w. load: 21500 N/m
Weight: 7,8 kg/m²
Temp. range: dry -40÷+80 °C
wet -40÷+65 °C
Pin material: PBT white

DKM - Code 16

Aramid Reinforced Acetal

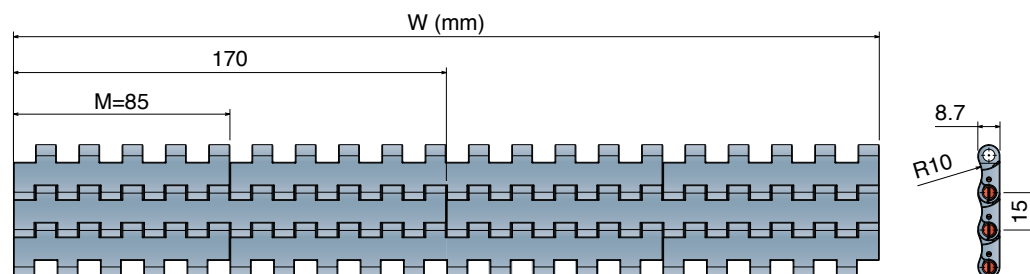
Max w. load: 21500 N/m
Weight: 7,8 kg/m²
Temp. range: dry -40÷+80 °C
wet -40÷+65 °C
Pin material: PBT white

MWX - Code 17

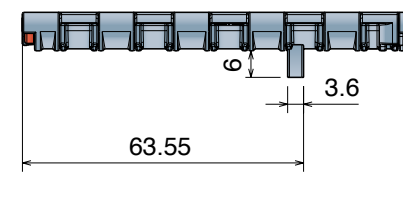
Polyamide Composite

Max w. load: 21500 N/m
Weight: 8,1 kg/m²
Temp. range: dry -40÷+104 °C
wet NR
Pin material: PBT white

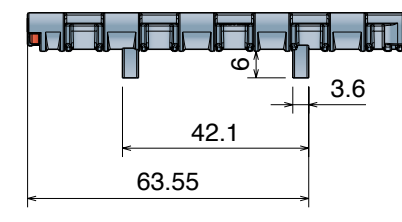
Version A - Standard



Version B - With 1 Positioner



Version C - With 2 Positioners



Version A - Standard

Series	Material	Width	Version
5251	*	0085	A
5251	*	0170	A
5251	*	0255	A
5251	*	0340	A
5251	*	0425	A
5251	*	0510	A
5251	*	0595	A
5251	*	0680	A
5251	*	0765	A
5251	*	0850	A
5251	*	0935	A
5251	*	1020	A
5251	*	1105	A
5251	*	1190	A
5251	*	1275	A
5251	*	1360	A
5251	*	1445	A
5251	*	1530	A

Version B - With 1 Positioner

Series	Material	Width	Version
5251	*	0085	B
5251	*	0170	B
5251	*	0255	B
5251	*	0340	B
5251	*	0425	B
5251	*	0510	B
5251	*	0595	B
5251	*	0680	B
5251	*	0765	B
5251	*	0850	B
5251	*	0935	B
5251	*	1020	B
5251	*	1105	B
5251	*	1190	B
5251	*	1275	B
5251	*	1360	B
5251	*	1445	B
5251	*	1530	B

Version C - With 2 Positioners

Series	Material	Width	Version
5251	*	0085	C
5251	*	0170	C
5251	*	0255	C
5251	*	0340	C
5251	*	0425	C
5251	*	0510	C
5251	*	0595	C
5251	*	0680	C
5251	*	0765	C
5251	*	0850	C
5251	*	0935	C
5251	*	1020	C
5251	*	1105	C
5251	*	1190	C
5251	*	1275	C
5251	*	1360	C
5251	*	1445	C
5251	*	1530	C

525 FTT

Tappeto Modulare 525 FTT, H=8,7 M=85

Modular Belt Series 525 FTT, H=8,7 M=85 / Modulare Mattenkette 525 FTT, H=8,7 M=85

CODE STRUCTURE GUIDE

(Example)

5256	03	0085	CN
Series	*Material	Width	Version



Backflex radius min.: 25 mm



pg. 222



pg. 420->428



*Material

LFA - Code 01

Low friction Acetal

Max w. load: 21500 N/m
 Weight: 7,8 kg/m²
 Temp. range: dry -40÷80 °C
 wet -40÷65 °C
 Pin material: PBT white

MX - Code 03

Performance PBT

Max w. load: 17500 N/m
 Weight: 7,5 kg/m²
 Temp. range: dry -40÷120 °C
 wet -40÷60 °C
 Pin material: POM grey

MK - Code 08

Super Performance Acetal

Max w. load: 20700 N/m
 Weight: 7,8 kg/m²
 Temp. range: dry -40÷80 °C
 wet -40÷65 °C
 Pin material: PBT white

MPX - Code 25

Lubricated Acetal

Max w. load: 21500 N/m
 Weight: 7,8 kg/m²
 Temp. range: dry -40÷80 °C
 wet -40÷65 °C
 Pin material: PBT white

DKM - Code 16

Aramid Reinforced Acetal

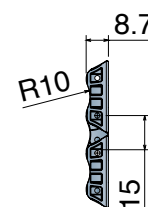
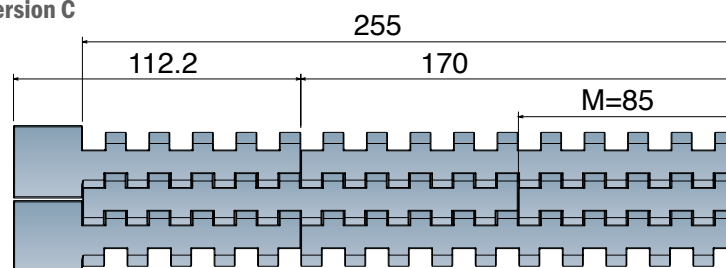
Max w. load: 21500 N/m
 Weight: 7,8 kg/m²
 Temp. range: dry -40÷80 °C
 wet -40÷65 °C
 Pin material: PBT white

MWX - Code 17

Polyamide Composite

Max w. load: 21500 N/m
 Weight: 8,1 kg/m²
 Temp. range: dry -40÷104 °C
 wet NR
 Pin material: PBT white

Version C



Version CN - Near



Version C0 - Opposite



Version C

Series	Material	Width	Version
5226	*	0085	C

Version CN - Near

Series	Material	Width	Version
5226	*	0170	CN
5226	*	0255	CN

Version C0 - Opposite

Series	Material	Width	Version
5226	*	0170	C0
5226	*	0255	C0

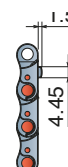
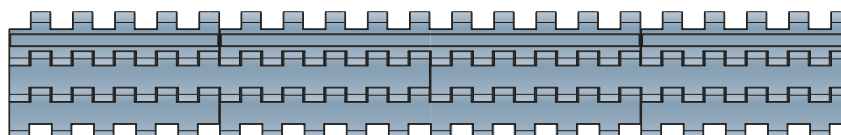


FT + Rib

SPECIAL APPLICATION
IN PALLETIZER

ADD ON CODE:

- XR3 (RIB every 3 links)
- XR5 (RIB every 5 links)



525 GT

Tappeto Modulare 525 GT, H=8,7 M=85

Modular Belt Series 525 GT, H=8,7 M=85 / Modulare Mattenkette 525 GT, H=8,7 M=85

Metric Size

CODE STRUCTURE GUIDE

(Example)

5253	01	0765	A
Series	*Material	Width	Version





pg. 222



pg. 420->428

Backflex radius min.: 30 mm



*Material

LFA - Code 01

Low friction Acetal

Max w. load: 21500 N/m

Weight: 7,8 kg/m²

Temp. range: dry -40÷80 °C

wet -40÷65 °C

Pin material: PBT white

Hardness of

Grip top Rubber: 75 ShA

PP - Code 02

Polypropylene

Max w. load: 13000 N/m

Weight: 7,5 kg/m²

Temp. range: dry 4÷80 °C

wet 4÷65 °C

Pin material: PP blu

Hardness of

Grip top Rubber: 75 ShA

MX - Code 03

Performance PBT

Max w. load: 17500 N/m

Weight: 7,8 kg/m²

Temp. range: dry -40÷120 °C

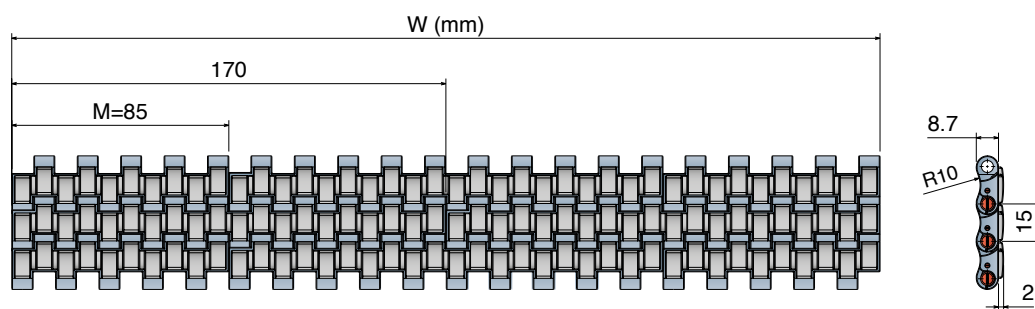
wet -40÷60 °C

Pin material: POM grey

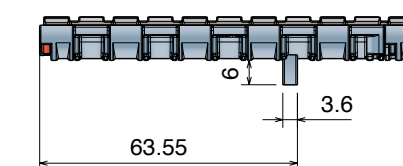
Hardness of

Grip top Rubber: 75 ShA

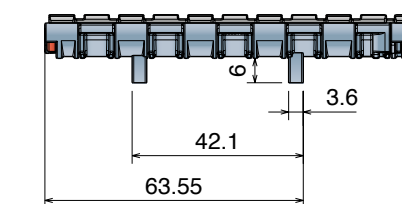
Version A - Standard



Version B - With 1 Positioner



Version C - With 2 Positioner



Version A - Standard

Series	Material	Width	Version
5253	*	0085	A
5253	*	0170	A
5253	*	0255	A
5253	*	0340	A
5253	*	0425	A
5253	*	0510	A
5253	*	0595	A
5253	*	0680	A
5253	*	0765	A
5253	*	0850	A
5253	*	0935	A
5253	*	1020	A
5253	*	1105	A
5253	*	1190	A
5253	*	1275	A
5253	*	1360	A
5253	*	1445	A
5253	*	1530	A

Version B - With 1 Positioner

Series	Material	Width	Version
5253	*	0085	B
5253	*	0170	B
5253	*	0255	B
5253	*	0340	B
5253	*	0425	B
5253	*	0510	B
5253	*	0595	B
5253	*	0680	B
5253	*	0765	B
5253	*	0850	B
5253	*	0935	B
5253	*	1020	B
5253	*	1105	B
5253	*	1190	B
5253	*	1275	B
5253	*	1360	B
5253	*	1445	B
5253	*	1530	B

Version C - With 2 Positioners

Series	Material	Width	Version
5253	*	0085	C
5253	*	0170	C
5253	*	0255	C
5253	*	0340	C
5253	*	0425	C
5253	*	0510	C
5253	*	0595	C
5253	*	0680	C
5253	*	0765	C
5253	*	0850	C
5253	*	0935	C
5253	*	1020	C
5253	*	1105	C
5253	*	1190	C
5253	*	1275	C
5253	*	1360	C
5253	*	1445	C
5253	*	1530	C

525 GT Side indent

Tappeto Modulare 525 GT, H=8,7 M=85
Modular Belt Series 525 GT, H=8,7 M=85 / Modulare Mattenkette 525 GT, H=8,7 M=85

Metric Size

CODE STRUCTURE GUIDE

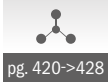
(Example)

5255	03	0340	C
Series	*Material	Width	Version



Backflex radius min.: 30 mm



pg. 222



pg. 420->428



*Material

LFA - Code 01

Low friction Acetal

Max w. load: 21500 N/m
Weight: 7,8 kg/m²
Temp. range: dry -40÷80 °C
wet -40÷65 °C
Pin material: PBT white
Hardness of
Grip top Rubber: 75 Sha

PP - Code 02

Polypropylene

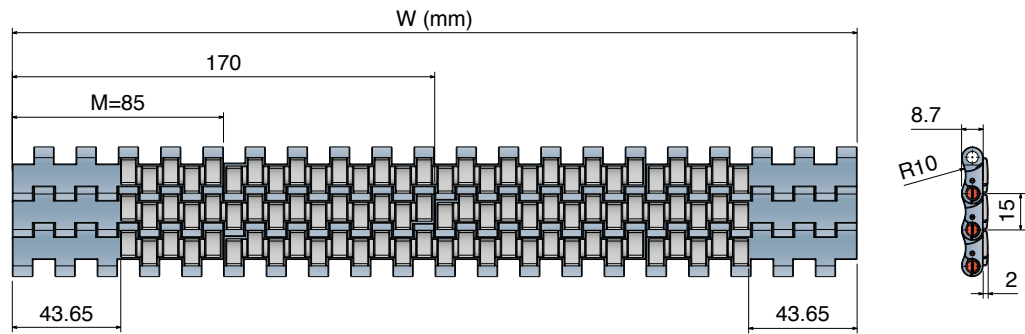
Max w. load: 13000 N/m
Weight: 7,5 kg/m²
Temp. range: dry 4÷80 °C
wet 4÷65 °C
Pin material: PP blu
Hardness of
Grip top Rubber: 75 Sha

MX - Code 03

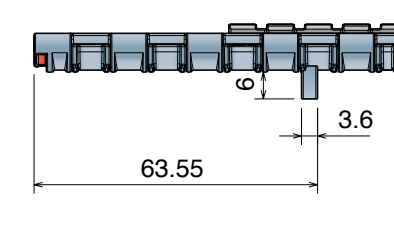
Performance PBT

Max w. load: 17500 N/m
Weight: 7,8 kg/m²
Temp. range: dry -40÷120 °C
wet -40÷60 °C
Pin material: POM grey
Hardness of
Grip top Rubber: 75 Sha

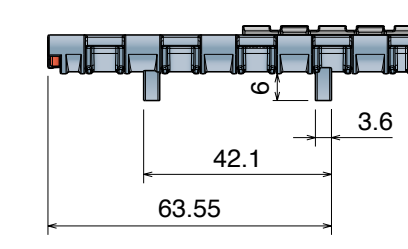
Version A - Standard



Version B - With 1 Positioner



Version C - With 2 Positioner



Version A - Standard

Series	Material	Width	Version
5255	*	0255	A
5255	*	0340	A
5255	*	0425	A
5255	*	0510	A
5255	*	0595	A
5255	*	0680	A
5255	*	0765	A
5255	*	0850	A
5255	*	0935	A
5255	*	1020	A
5255	*	1105	A
5255	*	1190	A
5255	*	1275	A
5255	*	1360	A
5255	*	1445	A
5255	*	1530	A

Version B - With 1 Positioner

Series	Material	Width	Version
5255	*	0255	B
5255	*	0340	B
5255	*	0425	B
5255	*	0510	B
5255	*	0595	B
5255	*	0680	B
5255	*	0765	B
5255	*	0850	B
5255	*	0935	B
5255	*	1020	B
5255	*	1105	B
5255	*	1190	B
5255	*	1275	B
5255	*	1360	B
5255	*	1445	B
5255	*	1530	B

Version C - With 2 Positioners

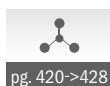
Series	Material	Width	Version
5255	*	0255	C
5255	*	0340	C
5255	*	0425	C
5255	*	0510	C
5255	*	0595	C
5255	*	0680	C
5255	*	0765	C
5255	*	0850	C
5255	*	0935	C
5255	*	1020	C
5255	*	1105	C
5255	*	1190	C
5255	*	1275	C
5255	*	1360	C
5255	*	1445	C
5255	*	1530	C

525 HD FT

Tappeto Modulare 525 HD, H=8,7 M=85
Modular Belt Series 525 HD, H=8,7 M=85 / Modulare Mattenkette 525 HD, H=8,7 M=85

Metric Size

CODE STRUCTURE GUIDE (Example)			
5261	03	0340	C
Series	*Material	Width	Version



Backflex radius min.: 25 mm

New



*Material

LFA - Code 01

Low friction Acetal

Max w. load: 25500 N/m
Weight: 9,0 kg/m²
Temp. range: dry -40÷+80 °C
wet -40÷+65 °C
Pin material: PBT white

MX - Code 03

Performance PBT

Max w. load: 20500 N/m
Weight: 8,7 kg/m²
Temp. range: dry -40÷+120 °C
wet -40÷+60 °C
Pin material: POM grey

MK - Code 08

Super Performance Acetal

Max w. load: 24500 N/m
Weight: 9,0 kg/m²
Temp. range: dry -40÷+80 °C
wet -40÷+65 °C
Pin material: PBT white

MPX - Code 25

Lubricated Acetal

Max w. load: 25500 N/m
Weight: 9,0 kg/m²
Temp. range: dry -40÷+80 °C
wet -40÷+65 °C
Pin material: PBT white

DKM - Code 16

Aramid Reinforced Acetal

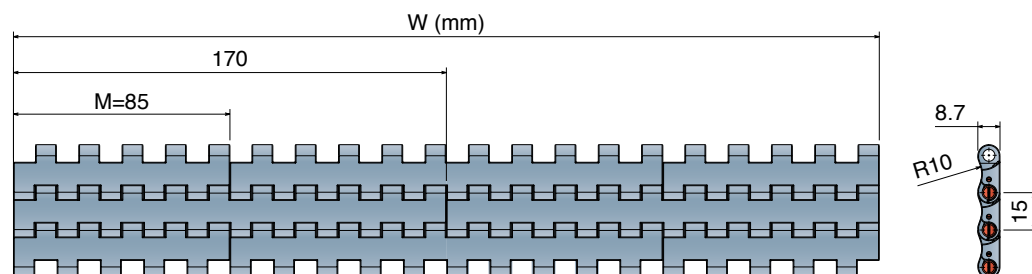
Max w. load: 25500 N/m
Weight: 9,0 kg/m²
Temp. range: dry -40÷+80 °C
wet -40÷+65 °C
Pin material: PBT white

MWX - Code 17

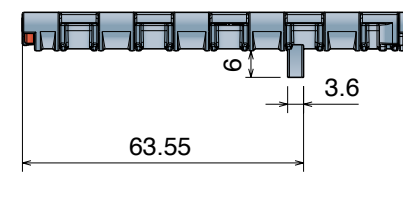
Polyamide Composite

Max w. load: 25500 N/m
Weight: 9,3 kg/m²
Temp. range: dry -40÷+104 °C
wet NR
Pin material: PBT white

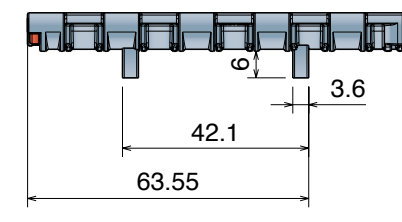
Version A - Standard



Version B - With 1 Positioner



Version C - With 2 Positioners



Version A - Standard

Series	Material	Width	Version
5261	*	0085	A
5261	*	0170	A
5261	*	0255	A
5261	*	0340	A
5261	*	0425	A
5261	*	0510	A
5261	*	0595	A
5261	*	0680	A
5261	*	0765	A
5261	*	0850	A
5261	*	0935	A
5261	*	1020	A
5261	*	1105	A
5261	*	1190	A
5261	*	1275	A
5261	*	1360	A
5261	*	1445	A
5261	*	1530	A

Version B - With 1 Positioner

Series	Material	Width	Version
5261	*	0085	B
5261	*	0170	B
5261	*	0255	B
5261	*	0340	B
5261	*	0425	B
5261	*	0510	B
5261	*	0595	B
5261	*	0680	B
5261	*	0765	B
5261	*	0850	B
5261	*	0935	B
5261	*	1020	B
5261	*	1105	B
5261	*	1190	B
5261	*	1275	B
5261	*	1360	B
5261	*	1445	B
5261	*	1530	B

Version C - With 2 Positioners

Series	Material	Width	Version
5261	*	0085	C
5261	*	0170	C
5261	*	0255	C
5261	*	0340	C
5261	*	0425	C
5261	*	0510	C
5261	*	0595	C
5261	*	0680	C
5261	*	0765	C
5261	*	0850	C
5261	*	0935	C
5261	*	1020	C
5261	*	1105	C
5261	*	1190	C
5261	*	1275	C
5261	*	1360	C
5261	*	1445	C
5261	*	1530	C

525 HD FG

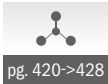
Tappeto Modulare 525 HD Flush grid, H=8,7 M=85
Modular Belt Series 525 HD Flush grid, H=8,7 M=85 / Modulare Mattenkette 525 HD Flush grid, H=8,7 M=85

Metric Size

CODE STRUCTURE GUIDE			
(Example)			
5262	03	0340	C
Series	*Material	Width	Version




pg. 222



pg. 420->428

Backflex radius min.: 25 mm

New



*Material

LFA - Code 01

Low friction Acetal

Max w. load: 25500 N/m
Weight: 8,1 kg/m²
Temp. range: dry -40÷80 °C
wet -40÷65 °C
Pin material: PBT white

MX - Code 03

Performance PBT

Max w. load: 20500 N/m
Weight: 7,8 kg/m²
Temp. range: dry -40÷120 °C
wet -40÷60 °C
Pin material: POM grey

MK - Code 08

Super Performance Acetal

Max w. load: 24500 N/m
Weight: 8,1 kg/m²
Temp. range: dry -40÷80 °C
wet -40÷65 °C
Pin material: PBT white

MPX - Code 25

Lubricated Acetal

Max w. load: 25500 N/m
Weight: 8,1 kg/m²
Temp. range: dry -40÷80 °C
wet -40÷65 °C
Pin material: PBT white

DKM - Code 16

Aramid Reinforced Acetal

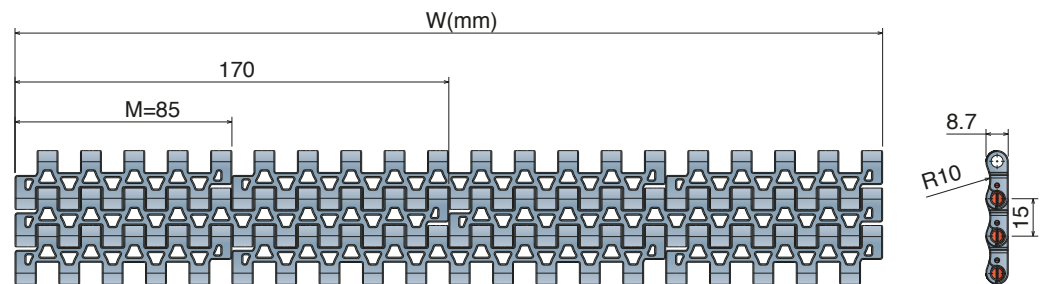
Max w. load: 25500 N/m
Weight: 8,1 kg/m²
Temp. range: dry -40÷80 °C
wet -40÷65 °C
Pin material: PBT white

MWX - Code 17

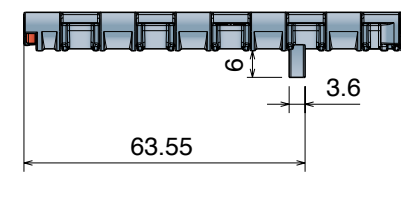
Polyamide Composite

Max w. load: 25500 N/m
Weight: 8,4 kg/m²
Temp. range: dry -40÷104 °C
wet NR
Pin material: PBT white

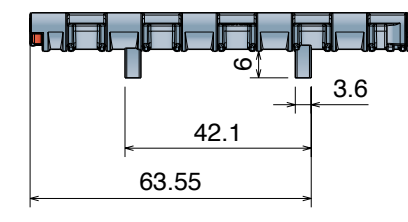
Version A - Standard



Version B - With 1 Positioner



Version C - With 2 Positioner



Version A - Standard

Series	Material	Width	Version
5262	*	0085	A
5262	*	0170	A
5262	*	0255	A
5262	*	0340	A
5262	*	0425	A
5262	*	0510	A
5262	*	0595	A
5262	*	0680	A
5262	*	0765	A
5262	*	0850	A
5262	*	0935	A
5262	*	1020	A
5262	*	1105	A
5262	*	1190	A
5262	*	1275	A
5262	*	1360	A
5262	*	1445	A
5262	*	1530	A

Version B - With 1 Positioner

Series	Material	Width	Version
5262	*	0085	B
5262	*	0170	B
5262	*	0255	B
5262	*	0340	B
5262	*	0425	B
5262	*	0510	B
5262	*	0595	B
5262	*	0680	B
5262	*	0765	B
5262	*	0850	B
5262	*	0935	B
5262	*	1020	B
5262	*	1105	B
5262	*	1190	B
5262	*	1275	B
5262	*	1360	B
5262	*	1445	B
5262	*	1530	B

Version C - With 2 Positioners

Series	Material	Width	Version
5262	*	0085	C
5262	*	0170	C
5262	*	0255	C
5262	*	0340	C
5262	*	0425	C
5262	*	0510	C
5262	*	0595	C
5262	*	0680	C
5262	*	0765	C
5262	*	0850	C
5262	*	0935	C
5262	*	1020	C
5262	*	1105	C
5262	*	1190	C
5262	*	1275	C
5262	*	1360	C
5262	*	1445	C
5262	*	1530	C

525 HD GT

Tappeto Modulare 525 HD GT, H=8,7 M=85

Modular Belt Series 525 HD GT, H=8,7 M=85 / Modulare Mattenkette 525 HD GT, H=8,7 M=85

Metric Size

CODE STRUCTURE GUIDE

(Example)

5263	03	0340	C
Series	*Material	Width	Version




pg. 222



pg. 420->428

Backflex radius min.: 25 mm

New



*Material

LFA - Code 01

Low friction Acetal

Max w. load: 25500 N/m
Weight: 9,0 kg/m²
Temp. range: dry -40÷80 °C
wet -40÷65 °C
Pin material: PBT white
Hardness of
Grip top Rubber: 75 ShA

PP - Code 02

Polypropylene

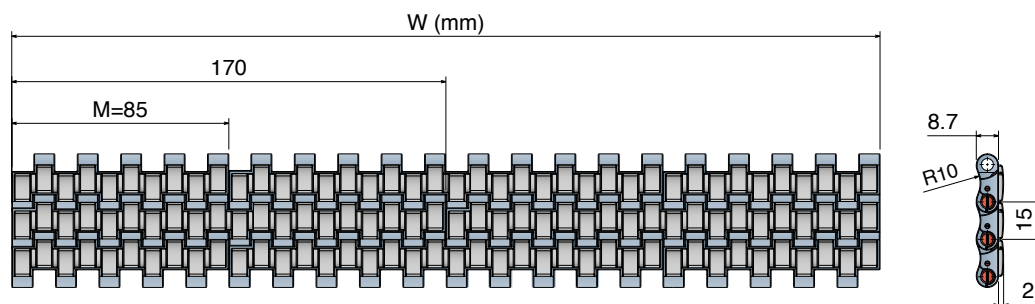
Max w. load: 15500 N/m
Weight: 8,5 kg/m²
Temp. range: dry 4÷80 °C
wet 4÷65 °C
Pin material: PP blu
Hardness of
Grip top Rubber: 75 ShA

MX - Code 03

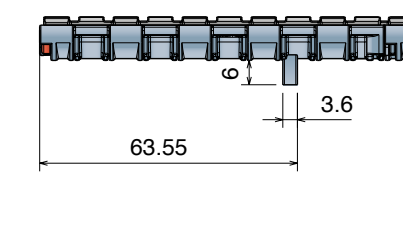
Performance PBT

Max w. load: 20500 N/m
Weight: 8,7 kg/m²
Temp. range: dry -40÷120 °C
wet -40÷60 °C
Pin material: POM grey
Hardness of
Grip top Rubber: 75 ShA

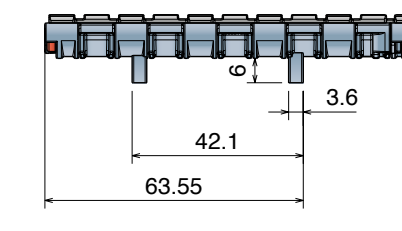
Version A - Standard



Version B - With 1 Positioner



Version C - With 2 Positioner



Version A - Standard

Series	Material	Width	Version
5263	*	0085	A
5263	*	0170	A
5263	*	0255	A
5263	*	0340	A
5263	*	0425	A
5263	*	0510	A
5263	*	0595	A
5263	*	0680	A
5263	*	0765	A
5263	*	0850	A
5263	*	0935	A
5263	*	1020	A
5263	*	1105	A
5263	*	1190	A
5263	*	1275	A
5263	*	1360	A
5263	*	1445	A
5263	*	1530	A

Version B - With 1 Positioner

Series	Material	Width	Version
5263	*	0085	B
5263	*	0170	B
5263	*	0255	B
5263	*	0340	B
5263	*	0425	B
5263	*	0510	B
5263	*	0595	B
5263	*	0680	B
5263	*	0765	B
5263	*	0850	B
5263	*	0935	B
5263	*	1020	B
5263	*	1105	B
5263	*	1190	B
5263	*	1275	B
5263	*	1360	B
5263	*	1445	B
5263	*	1530	B

Version C - With 2 Positioners

Series	Material	Width	Version
5263	*	0085	C
5263	*	0170	C
5263	*	0255	C
5263	*	0340	C
5263	*	0425	C
5263	*	0510	C
5263	*	0595	C
5263	*	0680	C
5263	*	0765	C
5263	*	0850	C
5263	*	0935	C
5263	*	1020	C
5263	*	1105	C
5263	*	1190	C
5263	*	1275	C
5263	*	1360	C
5263	*	1445	C
5263	*	1530	C

525 HD GT Side indent

Tappeto Modulare 525 HD GT Side Indent, H=8,7 M=85
Modular Belt Series 525 HD GT Side Indent, H=8,7 M=85 / Modulare Mattenkette 525 HD GT Side Indent, H=8,7 M=85

Metric Size

CODE STRUCTURE GUIDE

(Example)

5265	03	0340	C
Series	*Material	Width	Version

Backflex radius min.: 25 mm

New



pg. 222



pg. 420->428



*Material

LFA - Code 01

Low friction Acetal

Max w. load: 25500 N/m
Weight: 9,0 kg/m²
Temp. range: dry -40÷80 °C
wet -40÷65 °C
Pin material: PBT white
Hardness of
Grip top Rubber: 75 Sha

PP - Code 02

Polypropylene

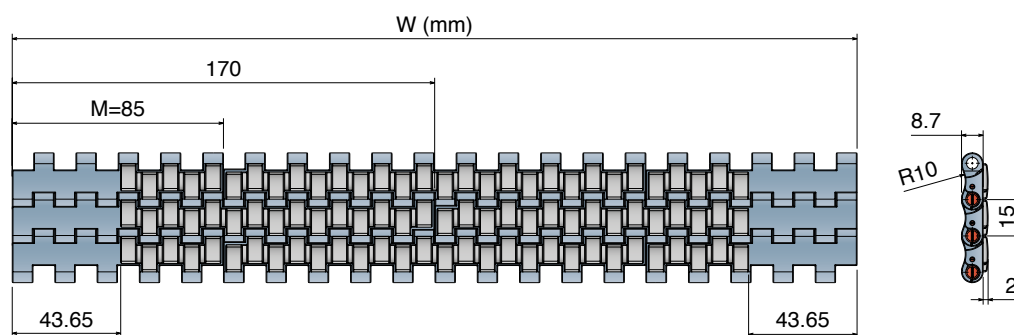
Max w. load: 15500 N/m
Weight: 8,5 kg/m²
Temp. range: dry 4÷80 °C
wet 4÷65 °C
Pin material: PP blu
Hardness of
Grip top Rubber: 75 Sha

MX - Code 03

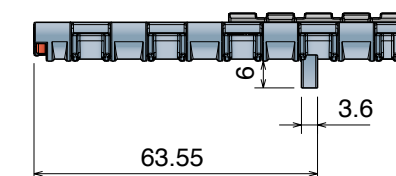
Performance PBT

Max w. load: 20500 N/m
Weight: 8,7 kg/m²
Temp. range: dry -40÷120 °C
wet -40÷60 °C
Pin material: POM grey
Hardness of
Grip top Rubber: 75 Sha

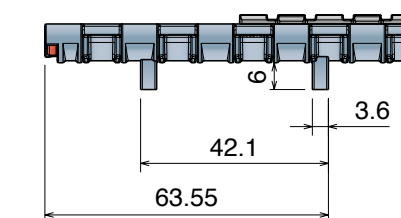
Version A - Standard



Version B - With 1 Positioner



Version C - With 2 Positioner



Version A - Standard

Series	Material	Width	Version
5265	*	0255	A
5265	*	0340	A
5265	*	0425	A
5265	*	0510	A
5265	*	0595	A
5265	*	0680	A
5265	*	0765	A
5265	*	0850	A
5265	*	0935	A
5265	*	1020	A
5265	*	1105	A
5265	*	1190	A
5265	*	1275	A
5265	*	1360	A
5265	*	1445	A
5265	*	1530	A

Version B - With 1 Positioner

Series	Material	Width	Version
5265	*	0255	B
5265	*	0340	B
5265	*	0425	B
5265	*	0510	B
5265	*	0595	B
5265	*	0680	B
5265	*	0765	B
5265	*	0850	B
5265	*	0935	B
5265	*	1020	B
5265	*	1105	B
5265	*	1190	B
5265	*	1275	B
5265	*	1360	B
5265	*	1445	B
5265	*	1530	B


Version C - With 2 Positioners

Series	Material	Width	Version
5265	*	0255	C
5265	*	0340	C
5265	*	0425	C
5265	*	0510	C
5265	*	0595	C
5265	*	0680	C
5265	*	0765	C
5265	*	0850	C
5265	*	0935	C
5265	*	1020	C
5265	*	1105	C
5265	*	1190	C
5265	*	1275	C
5265	*	1360	C
5265	*	1445	C
5265	*	1530	C

530

Imperial Size

Pitch 15 mm
H= 8,7 mm



530 FT
530 FTT
530 GT
550 GT *Side indent*
530 LBP

530 FT

Tappeto Modulare 530 FT, H=8,7 M=3"

Modular Belt Series 530 FT, H=8,7 M=3" / Modulare Mattenkette 530 FT, H=8,7 M=3"



Imperial Size

CODE STRUCTURE GUIDE

(Example)

5321	01	0030	A
Series	*Material	Width	Version

Backflex radius min.: 25 mm



*Material

LFA - Code 01

Low friction Acetal

Max w. load: 26000 N/m
 Weight: 9,2 kg/m²
 Temp. range: dry -40÷80 °C
 wet -40÷65 °C
 Pin material: PBT white

MX - Code 03

Performance PBT

Max w. load: 21000 N/m
 Weight: 9,0 kg/m²
 Temp. range: dry -40÷120 °C
 wet -40÷60 °C
 Pin material: POM grey

MK - Code 08

Super Performance Acetal

Max w. load: 25000 N/m
 Weight: 9,2 kg/m²
 Temp. range: dry -40÷80 °C
 wet -40÷65 °C
 Pin material: PBT white

MPX - Code 25

Lubricated Acetal

Max w. load: 26000 N/m
 Weight: 9,2 kg/m²
 Temp. range: dry -40÷80 °C
 wet -40÷65 °C
 Pin material: PBT white

DKM - Code 16

Aramid Reinforced Acetal

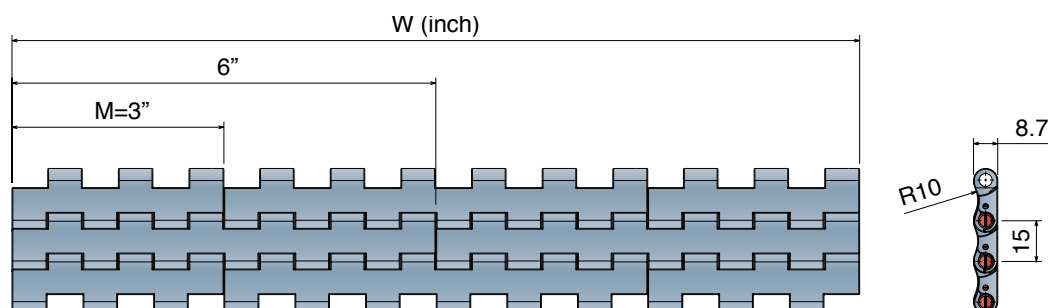
Max w. load: 26000 N/m
 Weight: 9,2 kg/m²
 Temp. range: dry -40÷80 °C
 wet -40÷65 °C
 Pin material: PBT white

MWX - Code 17

Polyamide Composite

Max w. load: 26000 N/m
 Weight: 9,5 kg/m²
 Temp. range: dry -40÷104 °C
 wet NR
 Pin material: PBT white

Version A - Standard



Version A - Standard

Series	Material	Width	Version
5321	*	0003	A
5321	*	0006	A
5321	*	0009	A
5321	*	0012	A
5321	*	0015	A
5321	*	0018	A
5321	*	0021	A
5321	*	0024	A
5321	*	0027	A
5321	*	0030	A
5321	*	0033	A
5321	*	0036	A
5321	*	0039	A
5321	*	0042	A
5321	*	0045	A
5321	*	0048	A
5321	*	0051	A
5321	*	0054	A

530 FTT

Tappeto Modulare 530 FTT, H=8,7 M=3"

Modular Belt Series 530 FTT, H=8,7 M=3" / Modulare Mattenkette 530 FTT, H=8,7 M=3"

Imperial Size

CODE STRUCTURE GUIDE

(Example)

5326	01	0006	A
Series	*Material	Width	Version




pg. 222



pg. 420->428

Backflex radius min.: 25 mm



*Material

LFA - Code 01

Low friction Acetal

Max w. load: 26000 N/m
Weight: 9,2 kg/m²
Temp. range: dry -40÷80 °C
wet -40÷65 °C
Pin material: PBT white

MX - Code 03

Performance PBT

Max w. load: 21000 N/m
Weight: 9,0 kg/m²
Temp. range: dry -40÷120 °C
wet -40÷60 °C
Pin material: POM grey

MK - Code 08

Super Performance Acetal

Max w. load: 25000 N/m
Weight: 9,2 kg/m²
Temp. range: dry -40÷80 °C
wet -40÷65 °C
Pin material: PBT white

MPX - Code 25

Lubricated Acetal

Max w. load: 26000 N/m
Weight: 9,2 kg/m²
Temp. range: dry -40÷80 °C
wet -40÷65 °C
Pin material: PBT white

DKM - Code 16

Aramide Reinforced Acetal

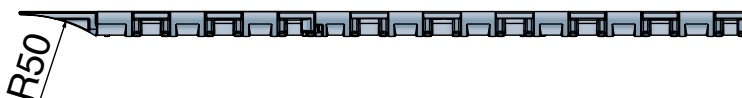
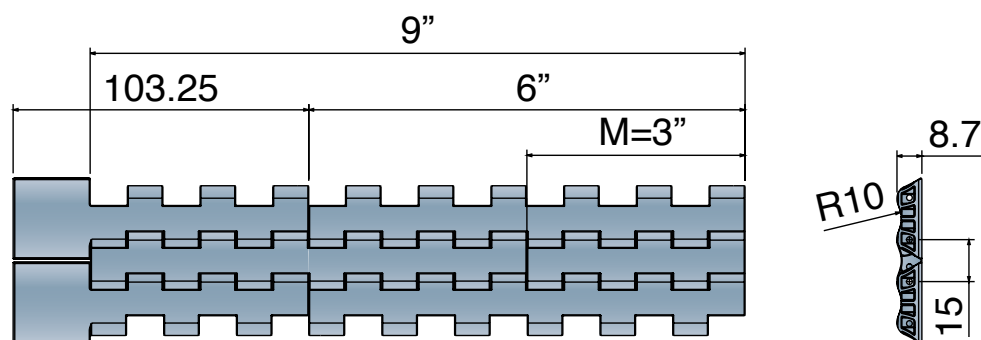
Max w. load: 26000 N/m
Weight: 9,2 kg/m²
Temp. range: dry -40÷80 °C
wet -40÷65 °C
Pin material: PBT white

MWX - Code 17

Polyamide Composite

Max w. load: 26000 N/m
Weight: 9,5 kg/m²
Temp. range: dry -40÷104 °C
wet NR
Pin material: PBT white

Version A - Standard



Version A - Standard

Series	Material	Width	Version
5326	*	0003	A
5326	*	0006	A
5326	*	0009	A

530 GT

Tappeto Modulare 530 GT, H=8,7 M=3"

Modular Belt Series 530 GT, H=8,7 M=3" / Modulare Mattenkette 530 GT, H=8,7 M=3"



Imperial Size

CODE STRUCTURE GUIDE

(Example)

5323	01	0009	A
Series	*Material	Width	Version

Backflex radius min.: 30 mm



*Material

LFA - Code 01

Low friction Acetal

Max w. load: 26000 N/m
 Weight: 9,2 kg/m²
 Temp. range: dry -40÷80 °C
 wet -40÷65 °C
 Pin material: PBT white
 Hardness of
 Grip top Rubber: 75 ShA

PP - Code 02

Polypropylene

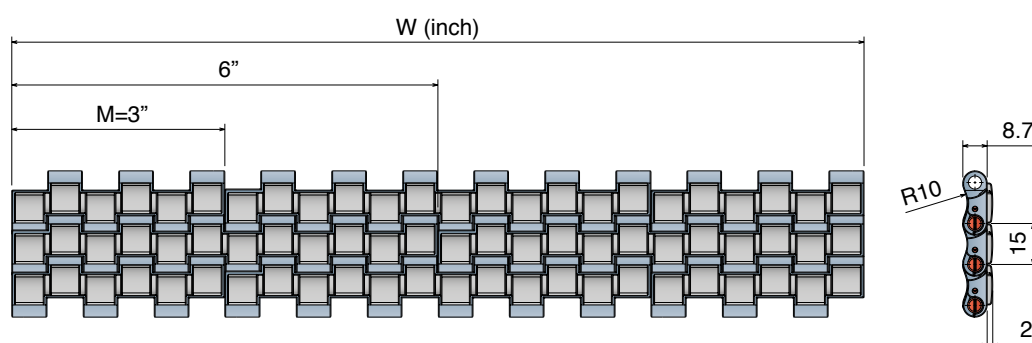
Max w. load: 15500 N/m
 Weight: 8,6 kg/m²
 Temp. range: dry 4÷80 °C
 wet 4÷65 °C
 Pin material: PP blu
 Hardness of
 Grip top Rubber: 75 ShA

MX - Code 03

Performance PBT

Max w. load: 21000 N/m
 Weight: 9,0 kg/m²
 Temp. range: dry -40÷120 °C
 wet -40÷60 °C
 Pin material: POM grey
 Hardness of
 Grip top Rubber: 75 ShA

Version A - Standard



Version A - Standard

Series	Material	Width	Version
5323	*	0003	A
5323	*	0006	A
5323	*	0009	A
5323	*	0012	A
5323	*	0015	A
5323	*	0018	A
5323	*	0021	A
5323	*	0024	A
5323	*	0027	A
5323	*	0030	A
5323	*	0033	A
5323	*	0036	A
5323	*	0039	A
5323	*	0042	A
5323	*	0045	A
5323	*	0048	A
5323	*	0051	A
5323	*	0054	A

530 GT Side indent

Tappeto Modulare 530 GT, H=8,7 M=3"
Modular Belt Series 530 GT, H=8,7 M=3" / Modulare Mattenkette 530 GT, H=8,7 M=3"

Imperial Size

CODE STRUCTURE GUIDE

(Example)

5325	01	0027	A
Series	*Material	Width	Version





pg. 222



pg. 420->428

Backflex radius min.: 30 mm



*Material

LFA - Code 01

Low friction Acetal

Max w. load: 26000 N/m
Weight: 9,2 kg/m²
Temp. range: dry -40÷80 °C
wet -40÷65 °C
Pin material: PBT white
Hardness of
Grip top Rubber: 75 ShA

PP - Code 02

Polypropylene

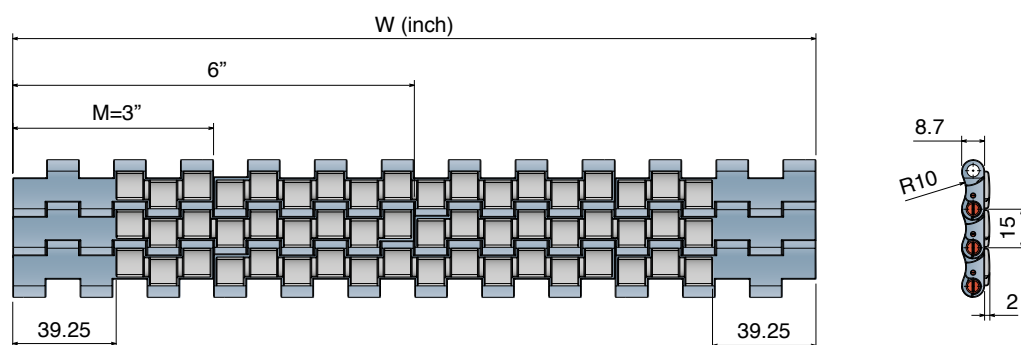
Max w. load: 15500 N/m
Weight: 8,6 kg/m²
Temp. range: dry 4÷80 °C
wet 4÷65 °C
Pin material: PP blu
Hardness of
Grip top Rubber: 75 ShA

MX - Code 03

Performance PBT

Max w. load: 21000 N/m
Weight: 9,0 kg/m²
Temp. range: dry -40÷120 °C
wet -40÷60 °C
Pin material: POM grey
Hardness of
Grip top Rubber: 75 ShA

Version A - Standard



Version A - Standard

Series	Material	Width	Version
5325	*	0009	A
5325	*	0012	A
5325	*	0015	A
5325	*	0018	A
5325	*	0021	A
5325	*	0024	A
5325	*	0027	A
5325	*	0030	A
5325	*	0033	A
5325	*	0036	A
5325	*	0039	A
5325	*	0042	A
5325	*	0045	A
5325	*	0048	A
5325	*	0051	A
5325	*	0054	A

530 LBP

Tappeto Modulare 530 LBP, H=8,7 M=3"

Modular Belt Series 530 LBP, H=8,7 M=3" / Modulare Mattenkette 530 LBP, H=8,7 M=3"



Imperial Size

CODE STRUCTURE GUIDE

(Example)

5324	01	0012	A
Series	*Material	Width	Version

Backflex radius min.: 25 mm

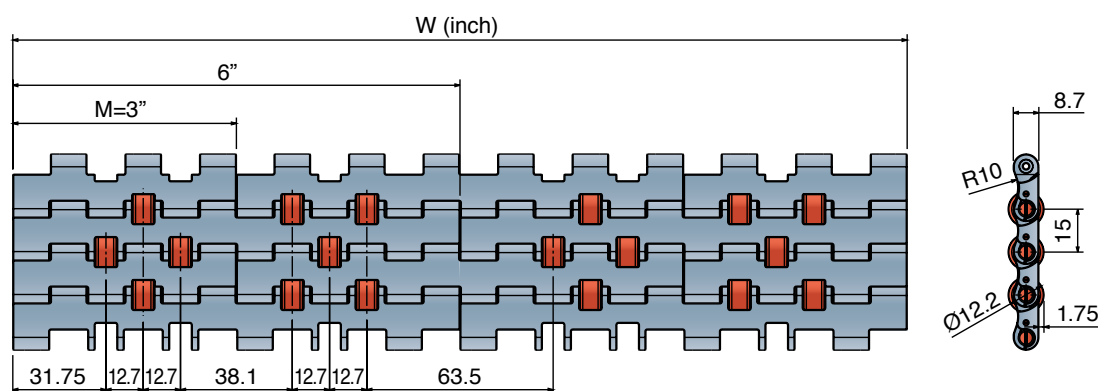


pg. 222



pg. 420->428

Version A - Standard



Version A - Standard

*Material

LFA - Code 01

Low friction Acetal

Max w. load: 26000 N/m

Weight: 9,2 kg/m²Temp. range: dry -40÷80 °C
wet -40÷65 °C

Pin material: PBT white


Hardness: 75 ShA

Series	Material	Width	Version
5324	*	0006	A
5324	*	0012	A
5324	*	0018	A
5324	*	0024	A
5324	*	0030	A
5324	*	0036	A
5324	*	0042	A
5324	*	0048	A
5324	*	0054	A

550

Metric Size

Pitch 25,4 mm
H= 8,7 mm



550 FT

550 *One track Belt*

550 FTT

550 FG

550 FG *One track Belt*

550 GT

550 GT *Side indent*

550 FT

Tappeto Modulare 550 FT, H=8,7 M=85

Modular Belt Series 550 FT, H=8,7 M=85 / Modulare Mattenkette 550 FT, H=8,7 M=85

Metric Size

CODE STRUCTURE GUIDE

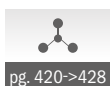
(Example)

5221	08	0255	A
Series	*Material	Width	Version



Backflex radius min.: 25 mm



pg. 224-225



pg. 420->428



*Material

LFA - Code 01

Low friction Acetal

Max w. load: 27500 N/m
 Weight: 8,5 kg/m²
 Temp. range: dry -40÷80 °C
 wet -40÷65 °C
 Pin material: PBT white

MX - Code 03

Performance PBT

Max w. load: 22000 N/m
 Weight: 8,2 kg/m²
 Temp. range: dry -40÷120 °C
 wet -40÷60 °C
 Pin material: POM grey

MK - Code 08

Super Performance Acetal

Max w. load: 26500 N/m
 Weight: 8,5 kg/m²
 Temp. range: dry -40÷80 °C
 wet -40÷65 °C
 Pin material: PBT white

MPX - Code 25

Lubricated Acetal

Max w. load: 27500 N/m
 Weight: 8,5 kg/m²
 Temp. range: dry -40÷80 °C
 wet -40÷65 °C
 Pin material: PBT white

DKM - Code 16

Aramid Reinforced Acetal

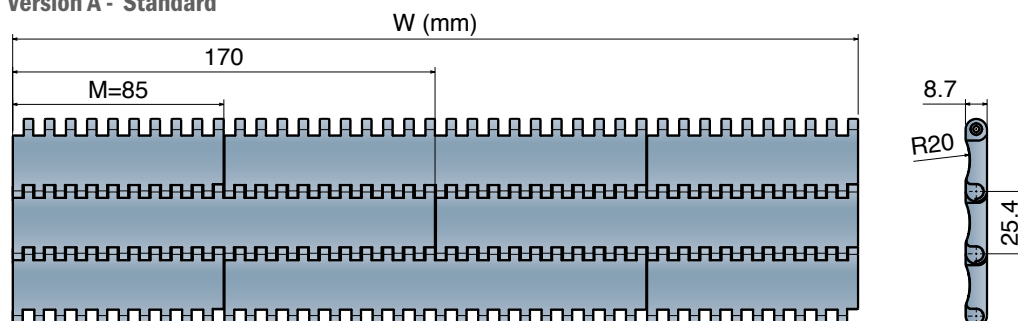
Max w. load: 27500 N/m
 Weight: 8,5 kg/m²
 Temp. range: dry -40÷80 °C
 wet -40÷65 °C
 Pin material: PBT white

MWX - Code 17

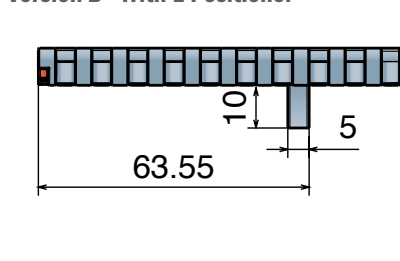
Polyamide Composite

Max w. load: 27500 N/m
 Weight: 8,9 kg/m²
 Temp. range: dry -40÷104 °C
 wet NR
 Pin material: PBT white

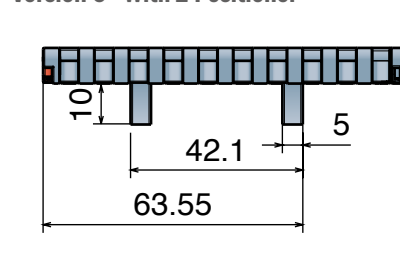
Version A - Standard



Version B - With 1 Positioner



Version C - With 2 Positioner



Version A - Standard

Series	Material	Width	Version
5221	*	0085	A
5221	*	0170	A
5221	*	0255	A
5221	*	0340	A
5221	*	0425	A
5221	*	0510	A
5221	*	0595	A
5221	*	0680	A
5221	*	0765	A
5221	*	0850	A
5221	*	0935	A
5221	*	1020	A
5221	*	1105	A
5221	*	1190	A
5221	*	1275	A
5221	*	1360	A
5221	*	1445	A
5221	*	1530	A

Version B - With 1 Positioner

Series	Material	Width	Version
5221	*	0085	B
5221	*	0170	B
5221	*	0255	B
5221	*	0340	B
5221	*	0425	B
5221	*	0510	B
5221	*	0595	B
5221	*	0680	B
5221	*	0765	B
5221	*	0850	B
5221	*	0935	B
5221	*	1020	B
5221	*	1105	B
5221	*	1190	B
5221	*	1275	B
5221	*	1360	B
5221	*	1445	B
5221	*	1530	B

Version C - With 2 Positioners

Series	Material	Width	Version
5221	*	0085	C
5221	*	0170	C
5221	*	0255	C
5221	*	0340	C
5221	*	0425	C
5221	*	0510	C
5221	*	0595	C
5221	*	0680	C
5221	*	0765	C
5221	*	0850	C
5221	*	0935	C
5221	*	1020	C
5221	*	1105	C
5221	*	1190	C
5221	*	1275	C
5221	*	1360	C
5221	*	1445	C
5221	*	1530	C

550 FT One track Belt

Tappeti modulari / Modular belts / Mattenketten

550 FT One track Belt

Tappeto Modulare 550 FT, H=8,7 K330
Modular Belt Series 550 FT, H=8,7 K330 / Modulare Mattenkette 550 FT, H=8,7 K330

Metric Size

CODE STRUCTURE GUIDE

(Example)

5221	03	9330	A
Series	*Material	Width	Version





pg. 224-225



pg. 420->428

Backflex radius min.: 25 mm



*Material

LFA - Code 01

Low friction Acetal

Max w. load: 27500 N/m
Weight: 8,5 kg/m²
Temp. range: dry -40÷80 °C
wet -40÷65 °C
Pin material: PBT white

MX - Code 03

Performance PBT

Max w. load: 22000 N/m
Weight: 8,2 kg/m²
Temp. range: dry -40÷120 °C
wet -40÷60 °C
Pin material: POM grey

MK - Code 08

Super Performance Acetal

Max w. load: 26500 N/m
Weight: 8,5 kg/m²
Temp. range: dry -40÷80 °C
wet -40÷65 °C
Pin material: PBT white

MPX - Code 25

Lubricated Acetal

Max w. load: 27500 N/m
Weight: 8,5 kg/m²
Temp. range: dry -40÷80 °C
wet -40÷65 °C
Pin material: PBT white

DKM - Code 16

Aramide Reinforced Acetal

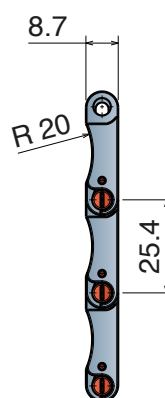
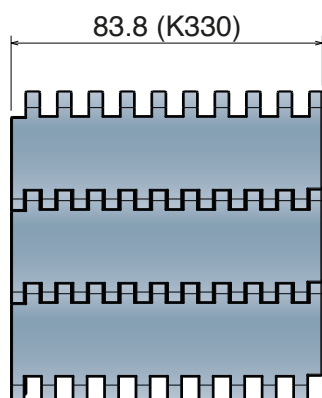
Max w. load: 27500 N/m
Weight: 8,5 kg/m²
Temp. range: dry -40÷80 °C
wet -40÷65 °C
Pin material: PBT white

MWX - Code 17

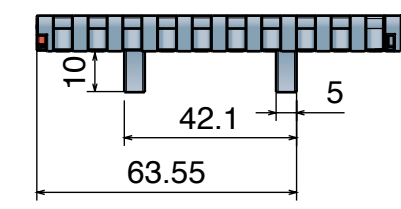
Polyamide Composite

Max w. load: 27500 N/m
Weight: 8,9 kg/m²
Temp. range: dry -40÷104 °C
wet NR
Pin material: PBT white

Version A - Standard



Version C - With 2 Positioner



Version A - Standard

Series	Material	Width	Version
5221	*	9330	A

Version C - With 2 Positioners

Series	Material	Width	Version
5221	*	9330	C

550 FTT

Tappeto Modulare 550 FTT, H=8,7 M=85

Modular Belt Series 550 FTT, H=8,7 M=85 / Modulare Mattenkette 550 FTT, H=8,7 M=85

Metric Size

CODE STRUCTURE GUIDE

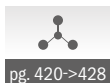
(Example)

5226	03	0255	CN
Series	*Material	Width	Version



Backflex radius min.: 25 mm



pg. 224-225



pg. 420->428



*Material

LFA - Code 01

Low friction Acetal

Max w. load: 27500 N/m
 Weight: 8,5 kg/m²
 Temp. range: dry -40÷80 °C
 wet -40÷65 °C
 Pin material: PBT white

MX - Code 03

Performance PBT

Max w. load: 22000 N/m
 Weight: 8,2 kg/m²
 Temp. range: dry -40÷120 °C
 wet -40÷60 °C
 Pin material: POM grey

MK - Code 08

Super Performance Acetal

Max w. load: 26500 N/m
 Weight: 8,5 kg/m²
 Temp. range: dry -40÷80 °C
 wet -40÷65 °C
 Pin material: PBT white

MPX - Code 25

Lubricated Acetal

Max w. load: 27500 N/m
 Weight: 8,5 kg/m²
 Temp. range: dry -40÷80 °C
 wet -40÷65 °C
 Pin material: PBT white

DKM - Code 16

Aramide Reinforced Acetal

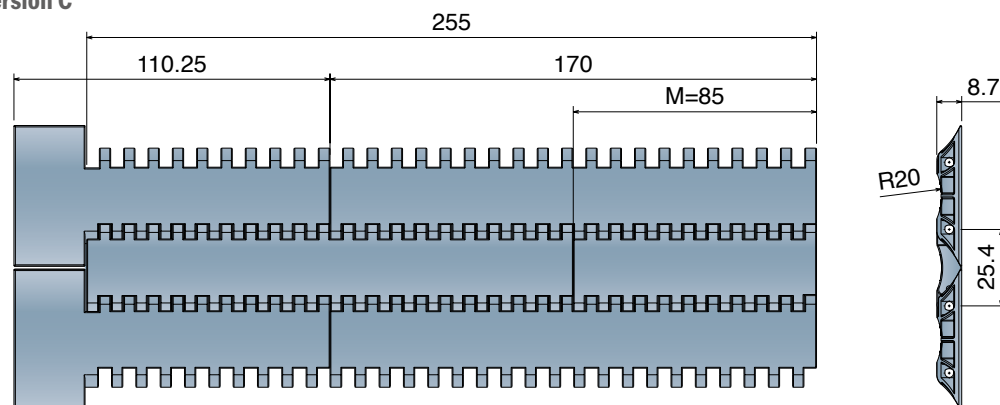
Max w. load: 27500 N/m
 Weight: 8,5 kg/m²
 Temp. range: dry -40÷80 °C
 wet -40÷65 °C
 Pin material: PBT white

MWX - Code 17

Polyamide Composite

Max w. load: 27500 N/m
 Weight: 8,9 kg/m²
 Temp. range: dry -40÷104 °C
 wet NR
 Pin material: PBT white

Version C



Version CN - Near



Version C0 - Opposite



Version C

Series	Material	Width	Version
5226	*	0085	C

Version CN - Near

Series	Material	Width	Version
5226	*	0170	CN
5226	*	0255	CN

Version C0 - Opposite

Series	Material	Width	Version
5226	*	0170	C0
5226	*	0255	C0

550 FG

Tappeto Modulare 550 FG, H=8,7 M=85

Modular Belt Series 550 FG, H=8,7 M=85 / Modulare Mattenkette 550 FG, H=8,7 M=85

Metric Size

CODE STRUCTURE GUIDE

(Example)

5222	01	0850	C
Series	*Material	Width	Version





pg. 224-225



pg. 420->428

Backflex radius min.: 25 mm



*Material

LFA - Code 01

Low friction Acetal

Max w. load: 27500 N/m
Weight: 7,0 kg/m²
Temp. range: dry -40÷+80 °C
wet -40÷+65 °C
Pin material: PBT white

MX - Code 03

Performance PBT

Max w. load: 22000 N/m
Weight: 6,7 kg/m²
Temp. range: dry -40÷+120 °C
wet -40÷+60 °C
Pin material: POM grey

MK - Code 08

Super Performance Acetal

Max w. load: 26500 N/m
Weight: 7,0 kg/m²
Temp. range: dry -40÷+80 °C
wet -40÷+65 °C
Pin material: PBT white

MPX - Code 25

Lubricated Acetal

Max w. load: 27500 N/m
Weight: 7,0 kg/m²
Temp. range: dry -40÷+80 °C
wet -40÷+65 °C
Pin material: PBT white

DKM - Code 16

Aramid Reinforced Acetal

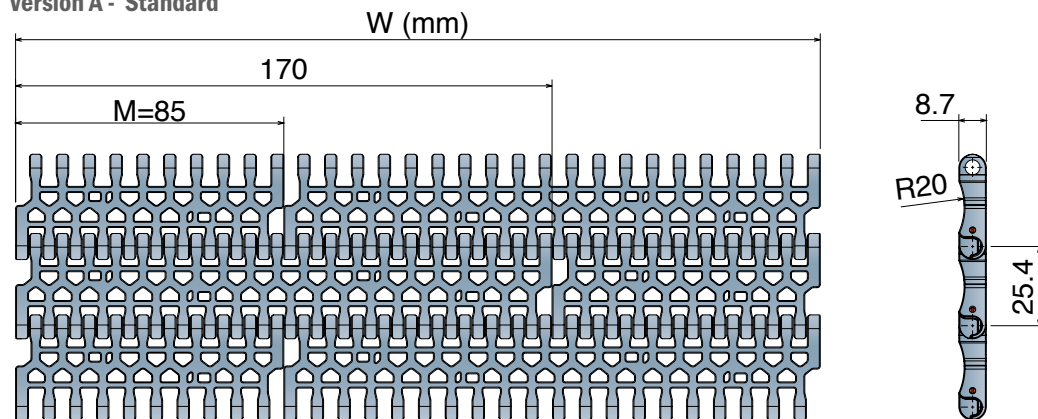
Max w. load: 27500 N/m
Weight: 7,0 kg/m²
Temp. range: dry -40÷+80 °C
wet -40÷+65 °C
Pin material: PBT white

MWX - Code 17

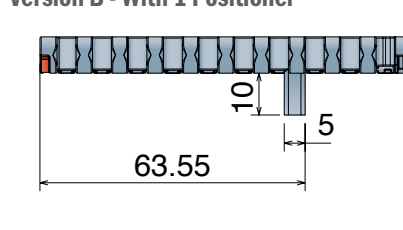
Polyamide Composite

Max w. load: 27500 N/m
Weight: 7,3 kg/m²
Temp. range: dry -40÷+104 °C
wet NR
Pin material: PBT white

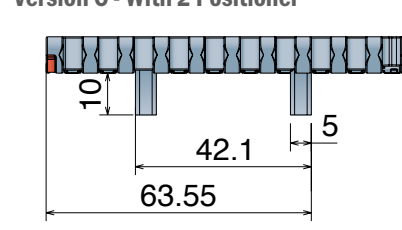
Version A - Standard



Version B - With 1 Positioner



Version C - With 2 Positioners



Version A - Standard

Series	Material	Width	Version
5222	*	0085	A
5222	*	0170	A
5222	*	0255	A
5222	*	0340	A
5222	*	0425	A
5222	*	0510	A
5222	*	0595	A
5222	*	0680	A
5222	*	0765	A
5222	*	0850	A
5222	*	0935	A
5222	*	1020	A
5222	*	1105	A
5222	*	1190	A
5222	*	1275	A
5222	*	1360	A
5222	*	1445	A
5222	*	1530	A

Version B - With 1 Positioner

Series	Material	Width	Version
5222	*	0085	B
5222	*	0170	B
5222	*	0255	B
5222	*	0340	B
5222	*	0425	B
5222	*	0510	B
5222	*	0595	B
5222	*	0680	B
5222	*	0765	B
5222	*	0850	B
5222	*	0935	B
5222	*	1020	B
5222	*	1105	B
5222	*	1190	B
5222	*	1275	B
5222	*	1360	B
5222	*	1445	B
5222	*	1530	B

Version C - With 2 Positioners

Series	Material	Width	Version
5222	*	0085	C
5222	*	0170	C
5222	*	0255	C
5222	*	0340	C
5222	*	0425	C
5222	*	0510	C
5222	*	0595	C
5222	*	0680	C
5222	*	0765	C
5222	*	0850	C
5222	*	0935	C
5222	*	1020	C
5222	*	1105	C
5222	*	1190	C
5222	*	1275	C
5222	*	1360	C
5222	*	1445	C
5222	*	1530	C

550 FG One track Belt

Tappeto Modulare 550 FG, H=8,7 K330
Modular Belt Series 550 FG, H=8,7 K330 / Modulare Mattenkette 550 FG, H=8,7 K330

Metric Size

CODE STRUCTURE GUIDE

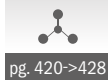
(Example)

5222	01	9330	A
Series	*Material	Width	Version



Backflex radius min.: 25 mm



pg. 224-225



pg. 420->428



*Material

LFA - Code 01

Low friction Acetal

Max w. load: 27500 N/m
Weight: 7,0 kg/m²
Temp. range: dry -40÷80 °C
wet -40÷65 °C
Pin material: PBT white

MX - Code 03

Performance PBT

Max w. load: 22000 N/m
Weight: 6,7 kg/m²
Temp. range: dry -40÷120 °C
wet -40÷60 °C
Pin material: POM grey

MK - Code 08

Super Performance Acetal

Max w. load: 26500 N/m
Weight: 7,0 kg/m²
Temp. range: dry -40÷80 °C
wet -40÷65 °C
Pin material: PBT white

MPX - Code 25

Lubricated Acetal

Max w. load: 27500 N/m
Weight: 7,0 kg/m²
Temp. range: dry -40÷80 °C
wet -40÷65 °C
Pin material: PBT white

DKM - Code 16

Aramid Reinforced Acetal

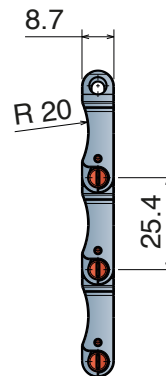
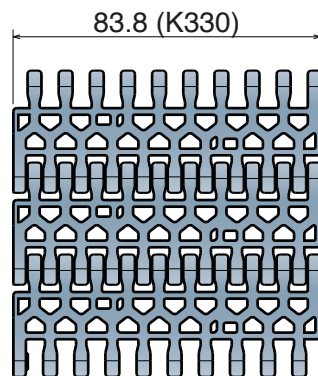
Max w. load: 27500 N/m
Weight: 7,0 kg/m²
Temp. range: dry -40÷80 °C
wet -40÷65 °C
Pin material: PBT white

MWX - Code 17

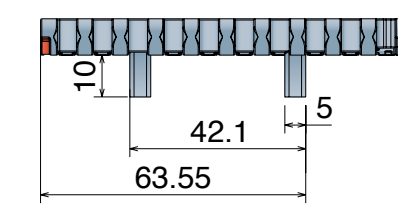
Polyamide Composite

Max w. load: 27500 N/m
Weight: 7,3 kg/m²
Temp. range: dry -40÷104 °C
wet NR
Pin material: PBT white

Version A - Standard



Version C - With 2 Positioner



Version A - Standard

Series	Material	Width	Version
5222	*	9330	A

Version C - With 2 Positioners

Series	Material	Width	Version
5222	*	9330	C

550 GT

Tappeto Modulare 550 GT, H=8,7 M=85

Modular Belt Series 550 GT, H=8,7 M=85 / Modulare Mattenkette 550 GT, H=8,7 M=85

Metric Size

CODE STRUCTURE GUIDE

(Example)

5223	02	1020	A
Series	*Material	Width	Version





pg. 224-225



pg. 420->428

Backflex radius min.: 30 mm



*Material

LFA - Code 01

Low friction Acetal

Max w. load: 27500 N/m

Weight: 10,1 kg/m²

Temp. range: dry -40÷80 °C

wet -40÷65 °C

Pin material: PBT white

Hardness of

Grip top Rubber: 75 ShA

PP - Code 02

Polypropylene

Max w. load: 16500 N/m

Weight: 8,4 kg/m²

Temp. range: dry 4÷80 °C

wet 4÷65 °C

Pin material: PP blu

Hardness of

Grip top Rubber: 75 ShA

MX - Code 03

Performance PBT

Max w. load: 21500 N/m

Weight: 10,5 kg/m²

Temp. range: dry -40÷120 °C

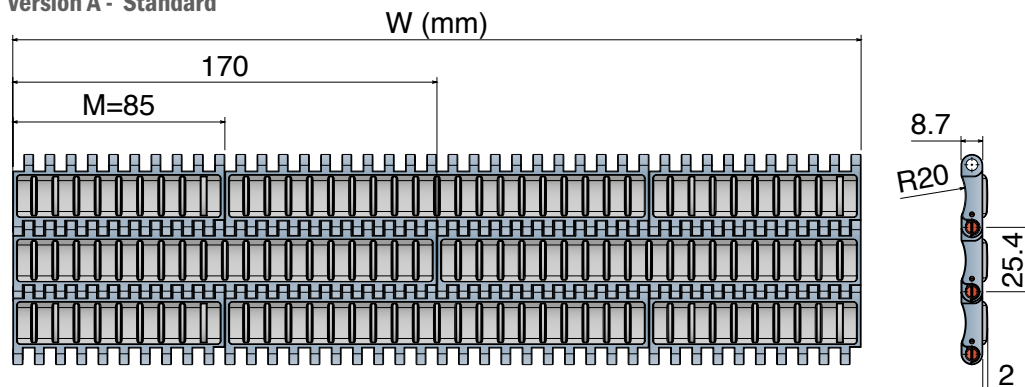
wet -40÷60 °C

Pin material: POM grey

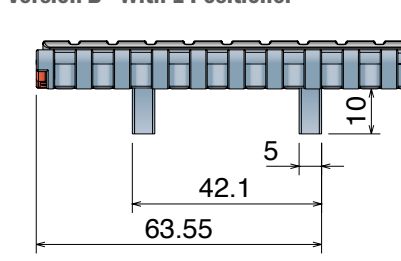
Hardness of

Grip top Rubber: 75 ShA

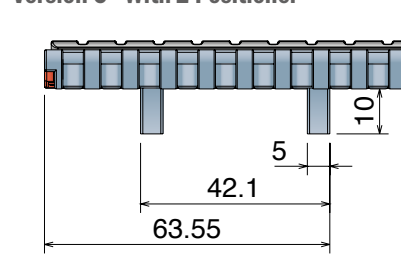
Version A - Standard



Version B - With 1 Positioner



Version C - With 2 Positioner



Version A - Standard

Series	Material	Width	Version
5223	*	0085	A
5223	*	0170	A
5223	*	0255	A
5223	*	0340	A
5223	*	0425	A
5223	*	0510	A
5223	*	0595	A
5223	*	0680	A
5223	*	0765	A
5223	*	0850	A
5223	*	0935	A
5223	*	1020	A
5223	*	1105	A
5223	*	1190	A
5223	*	1275	A
5223	*	1360	A
5223	*	1445	A
5223	*	1530	A

Version B - With 1 Positioner

Series	Material	Width	Version
5223	*	0085	B
5223	*	0170	B
5223	*	0255	B
5223	*	0340	B
5223	*	0425	B
5223	*	0510	B
5223	*	0595	B
5223	*	0680	B
5223	*	0765	B
5223	*	0850	B
5223	*	0935	B
5223	*	1020	B
5223	*	1105	B
5223	*	1190	B
5223	*	1275	B
5223	*	1360	B
5223	*	1445	B
5223	*	1530	B

Version C - With 2 Positioners

Series	Material	Width	Version
5223	*	0085	C
5223	*	0170	C
5223	*	0255	C
5223	*	0340	C
5223	*	0425	C
5223	*	0510	C
5223	*	0595	C
5223	*	0680	C
5223	*	0765	C
5223	*	0850	C
5223	*	0935	C
5223	*	1020	C
5223	*	1105	C
5223	*	1190	C
5223	*	1275	C
5223	*	1360	C
5223	*	1445	C
5223	*	1530	C

550 GT Side indent

Tappeto Modulare 550 GT, H=8,7 M=85
Modular Belt Series 550 GT, H=8,7 M=85 / Modulare Mattenkette 550 GT, H=8,7 M=85

Metric Size

CODE STRUCTURE GUIDE

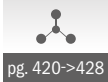
(Example)

5225	02	0595	B
Series	*Material	Width	Version



Backflex radius min.: 30 mm



pg. 224-225



pg. 420->428



*Material

LFA - Code 01

Low friction Acetal

Max w. load: 27500 N/m
Weight: 9,8 kg/m²
Temp. range: dry -40÷80 °C
wet -40÷65 °C
Pin material: PBT white
Hardness of
Grip top Rubber: 75 Sha

PP - Code 02

Polypropylene

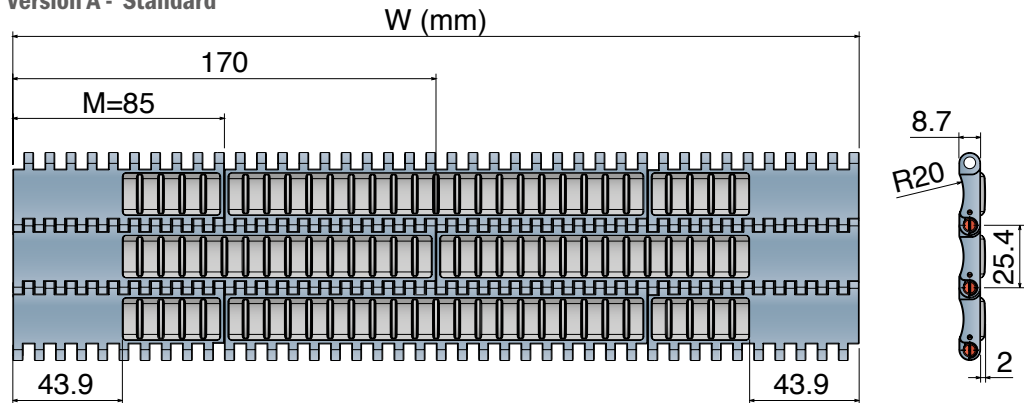
Max w. load: 16500 N/m
Weight: 8,2 kg/m²
Temp. range: dry 4÷80 °C
wet 4÷65 °C
Pin material: PP blu
Hardness of
Grip top Rubber: 75 Sha

MX - Code 03

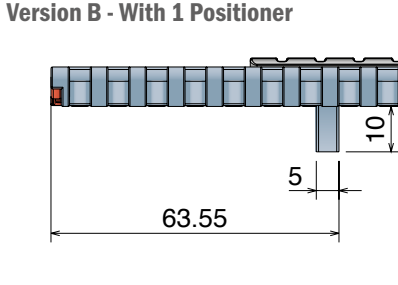
Performance PBT

Max w. load: 21500 N/m
Weight: 10,3 kg/m²
Temp. range: dry -40÷120 °C
wet -40÷60 °C
Pin material: POM grey
Hardness of
Grip top Rubber: 75 Sha

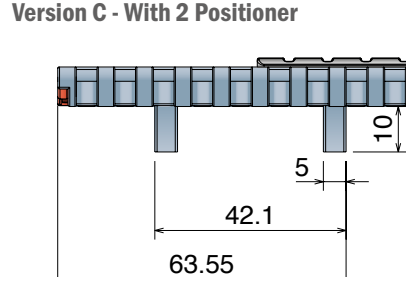
Version A - Standard



Version B - With 1 Positioner



Version C - With 2 Positioner



Version A - Standard

Series	Material	Width	Version
5225	*	0255	A
5225	*	0340	A
5225	*	0425	A
5225	*	0510	A
5225	*	0595	A
5225	*	0680	A
5225	*	0765	A
5225	*	0850	A
5225	*	0935	A
5225	*	1020	A
5225	*	1105	A
5225	*	1190	A
5225	*	1275	A
5225	*	1360	A
5225	*	1445	A
5225	*	1530	A

Version B - With 1 Positioner

Series	Material	Width	Version
5225	*	0255	B
5225	*	0340	B
5225	*	0425	B
5225	*	0510	B
5225	*	0595	B
5225	*	0680	B
5225	*	0765	B
5225	*	0850	B
5225	*	0935	B
5225	*	1020	B
5225	*	1105	B
5225	*	1190	B
5225	*	1275	B
5225	*	1360	B
5225	*	1445	B
5225	*	1530	B

Version C - With 2 Positioners

Series	Material	Width	Version
5225	*	0255	C
5225	*	0340	C
5225	*	0425	C
5225	*	0510	C
5225	*	0595	C
5225	*	0680	C
5225	*	0765	C
5225	*	0850	C
5225	*	0935	C
5225	*	1020	C
5225	*	1105	C
5225	*	1190	C
5225	*	1275	C
5225	*	1360	C
5225	*	1445	C
5225	*	1530	C

551

Metric Size

Pitch 25,4 mm
H= 12,7 mm



551 FT
551 FTT
551 GT
551 GT *Side indent*
551 LBP

551 FT

Tappeto Modulare 551 FT, H=12,7 M=85

Modular Belt Series 551 FT, H=12,7 M=85 / Modulare Mattenkette 551 FT, H=12,7 M=85

Metric Size

CODE STRUCTURE GUIDE

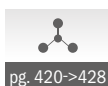
(Example)

5231	01	0680	C
Series	*Material	Width	Version

Backflex radius min.: 25 mm



pg. 226-227



pg. 420->428



*Material

LFA - Code 01

Low friction Acetal

Max w. load: 41500 N/m
 Weight: 12,5 kg/m²
 Temp. range: dry -40÷80 °C
 wet -40÷65 °C
 Pin material: PBT white

MX - Code 03

Performance PBT

Max w. load: 33500 N/m
 Weight: 12,0 kg/m²
 Temp. range: dry -40÷120 °C
 wet -40÷60 °C
 Pin material: POM grey

MK - Code 08

Super Performance Acetal

Max w. load: 40000 N/m
 Weight: 12,5 kg/m²
 Temp. range: dry -40÷80 °C
 wet -40÷65 °C
 Pin material: PBT white

MPX - Code 25

Lubricated Acetal

Max w. load: 41500 N/m
 Weight: 12,5 kg/m²
 Temp. range: dry -40÷80 °C
 wet -40÷65 °C
 Pin material: PBT white

DKM - Code 16

Aramid Reinforced Acetal

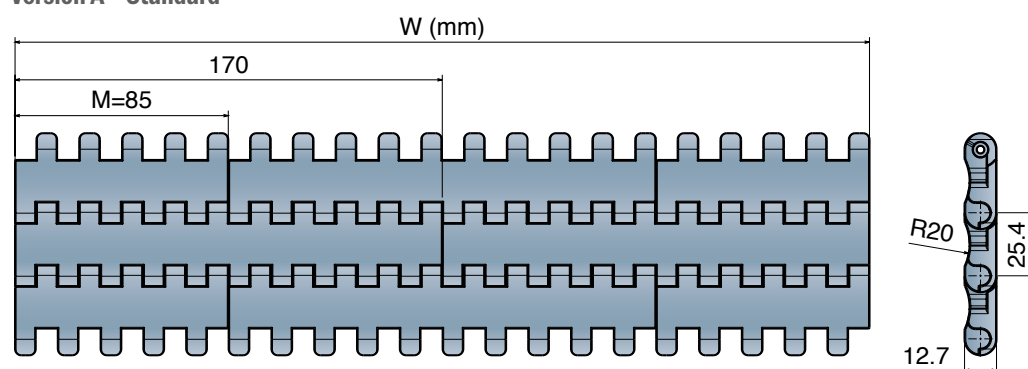
Max w. load: 41500 N/m
 Weight: 12,5 kg/m²
 Temp. range: dry -40÷80 °C
 wet -40÷65 °C
 Pin material: PBT white

MWX - Code 17

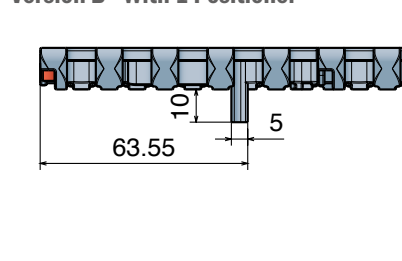
Polyamide Composite

Max w. load: 41500 N/m
 Weight: 13,0 kg/m²
 Temp. range: dry -40÷104 °C
 wet NR
 Pin material: PBT white

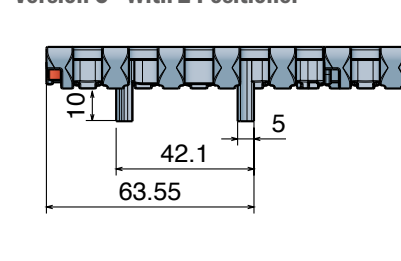
Version A - Standard



Version B - With 1 Positioner



Version C - With 2 Positioner



Version A - Standard

Series	Material	Width	Version
5231	*	0085	A
5231	*	0170	A
5231	*	0255	A
5231	*	0340	A
5231	*	0425	A
5231	*	0510	A
5231	*	0595	A
5231	*	0680	A
5231	*	0765	A
5231	*	0850	A
5231	*	0935	A
5231	*	1020	A
5231	*	1105	A
5231	*	1190	A
5231	*	1275	A
5231	*	1360	A
5231	*	1445	A
5231	*	1530	A

Version B - With 1 Positioner

Series	Material	Width	Version
5231	*	0085	B
5231	*	0170	B
5231	*	0255	B
5231	*	0340	B
5231	*	0425	B
5231	*	0510	B
5231	*	0595	B
5231	*	0680	B
5231	*	0765	B
5231	*	0850	B
5231	*	0935	B
5231	*	1020	B
5231	*	1105	B
5231	*	1190	B
5231	*	1275	B
5231	*	1360	B
5231	*	1445	B
5231	*	1530	B

Version C - With 2 Positioners

Series	Material	Width	Version
5231	*	0085	C
5231	*	0170	C
5231	*	0255	C
5231	*	0340	C
5231	*	0425	C
5231	*	0510	C
5231	*	0595	C
5231	*	0680	C
5231	*	0765	C
5231	*	0850	C
5231	*	0935	C
5231	*	1020	C
5231	*	1105	C
5231	*	1190	C
5231	*	1275	C
5231	*	1360	C
5231	*	1445	C
5231	*	1530	C

551 FTT

Tappeto Modulare 551 FTT, H=12,7 M=85

Modular Belt Series 551 FTT, H=12,7 M=85 / Modulare Mattenkette 551 FTT, H=12,7 M=85

Metric Size

CODE STRUCTURE GUIDE

(Example)

5236	01	0255	C
Series	*Material	Width	Version




pg. 226-227



pg. 420->428

Backflex radius min.: 25 mm



*Material

LFA - Code 01

Low friction Acetal

Max w. load: 41500 N/m
Weight: 12,5 kg/m²
Temp. range: dry -40÷+80 °C
wet -40÷+65 °C
Pin material: PBT white

MX - Code 03

Performance PBT

Max w. load: 33500 N/m
Weight: 12,0 kg/m²
Temp. range: dry -40÷+120 °C
wet -40÷+60 °C
Pin material: POM grey

MK - Code 08

Super Performance Acetal

Max w. load: 40000 N/m
Weight: 12,5 kg/m²
Temp. range: dry -40÷+80 °C
wet -40÷+65 °C
Pin material: PBT white

MPX - Code 25

Lubricated Acetal

Max w. load: 41500 N/m
Weight: 12,5 kg/m²
Temp. range: dry -40÷+80 °C
wet -40÷+65 °C
Pin material: PBT white

DKM - Code 16

Aramid Reinforced Acetal

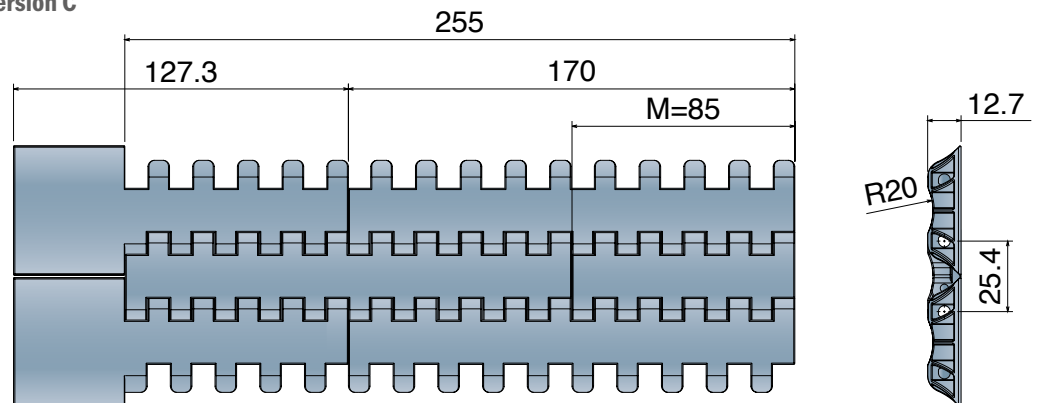
Max w. load: 41500 N/m
Weight: 12,5 kg/m²
Temp. range: dry -40÷+80 °C
wet -40÷+65 °C
Pin material: PBT white

MWX - Code 17

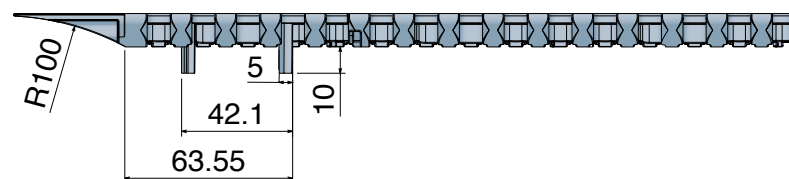
Polyamide Composite

Max w. load: 41500 N/m
Weight: 13,0 kg/m²
Temp. range: dry -40÷+104 °C
wet NR
Pin material: PBT white

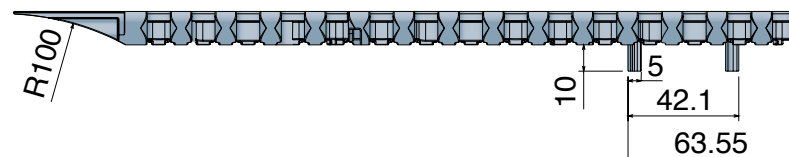
Version C



Version CN - Near



Version C0 - Opposite



Version C

Series	Material	Width	Version
5236	*	0085	C

Version CN - Near

Series	Material	Width	Version
5236	*	0170	CN
5236	*	0255	CN

Version C0 - Opposite

Series	Material	Width	Version
5236	*	0170	C0
5236	*	0255	C0

551 GT

Tappeto Modulare 551 GT, H=12,7 M=85

Modular Belt Series 551 GT, H=12,7 M=85 / Modulare Mattenkette 551 GT, H=12,7 M=85

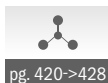

Metric Size

CODE STRUCTURE GUIDE

(Example)

5233	01	0255	B
Series	*Material	Width	Version

Backflex radius min.: 30 mm



*Material

LFA - Code 01

Low friction Acetal

Max w. load: 41500 N/m

Weight: 13,5 kg/m²

Temp. range: dry -40÷80 °C

wet -40÷65 °C

Pin material: PBT white

Hardness of

Grip top Rubber: 75 Sha

PP - Code 02

Polypropylene

Max w. load: 27000 N/m

Weight: 11,0 kg/m²

Temp. range: dry 4÷80 °C

wet 4÷65 °C

Pin material: PP blu

Hardness of

Grip top Rubber: 75 Sha

MX - Code 03

Performance PBT

Max w. load: 33500 N/m

Weight: 12,7 kg/m²

Temp. range: dry -40÷120 °C

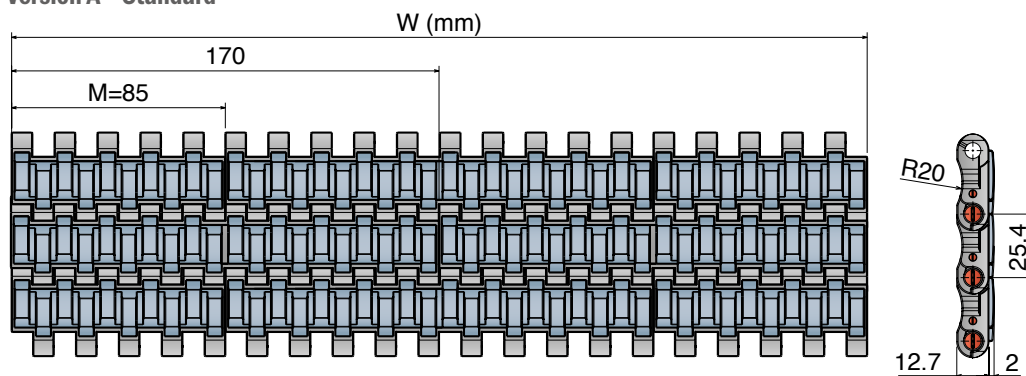
wet -40÷60 °C

Pin material: POM grey

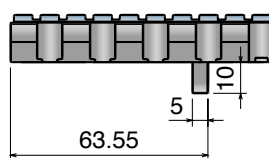
Hardness of

Grip top Rubber: 75 Sha

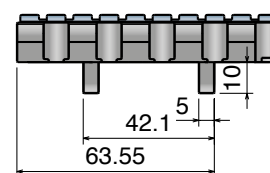
Version A - Standard



Version B - With 1 Positioner



Version C - With 2 Positioner



Version A - Standard

Series	Material	Width	Version
5233	*	0085	A
5233	*	0170	A
5233	*	0255	A
5233	*	0340	A
5233	*	0425	A
5233	*	0510	A
5233	*	0595	A
5233	*	0680	A
5233	*	0765	A
5233	*	0850	A
5233	*	0935	A
5233	*	1020	A
5233	*	1105	A
5233	*	1190	A
5233	*	1275	A
5233	*	1360	A
5233	*	1445	A
5233	*	1530	A

Version B - With 1 Positioner

Series	Material	Width	Version
5233	*	0085	B
5233	*	0170	B
5233	*	0255	B
5233	*	0340	B
5233	*	0425	B
5233	*	0510	B
5233	*	0595	B
5233	*	0680	B
5233	*	0765	B
5233	*	0850	B
5233	*	0935	B
5233	*	1020	B
5233	*	1105	B
5233	*	1190	B
5233	*	1275	B
5233	*	1360	B
5233	*	1445	B
5233	*	1530	B

Version C - With 2 Positioners

Series	Material	Width	Version
5233	*	0085	C
5233	*	0170	C
5233	*	0255	C
5233	*	0340	C
5233	*	0425	C
5233	*	0510	C
5233	*	0595	C
5233	*	0680	C
5233	*	0765	C
5233	*	0850	C
5233	*	0935	C
5233	*	1020	C
5233	*	1105	C
5233	*	1190	C
5233	*	1275	C
5233	*	1360	C
5233	*	1445	C
5233	*	1530	C

551 GT Side indent

Tappeto Modulare 551 GT, H=12,7 M=85
Modular Belt Series 551 GT, H=12,7 M=85 / Modulare Mattenkette 551 GT, H=12,7 M=85

Metric Size

CODE STRUCTURE GUIDE

(Example)

5235	02	0765	A
Series	*Material	Width	Version





pg. 226-227



pg. 420->428

Backflex radius min.: 30 mm



*Material

LFA - Code 01

Low friction Acetal

Max w. load: 41500 N/m
Weight: 13,2 kg/m²
Temp. range: dry -40÷80 °C
wet -40÷65 °C
Pin material: PBT white
Hardness of
Grip top Rubber: 75 ShA

PP - Code 02

Polypropylene

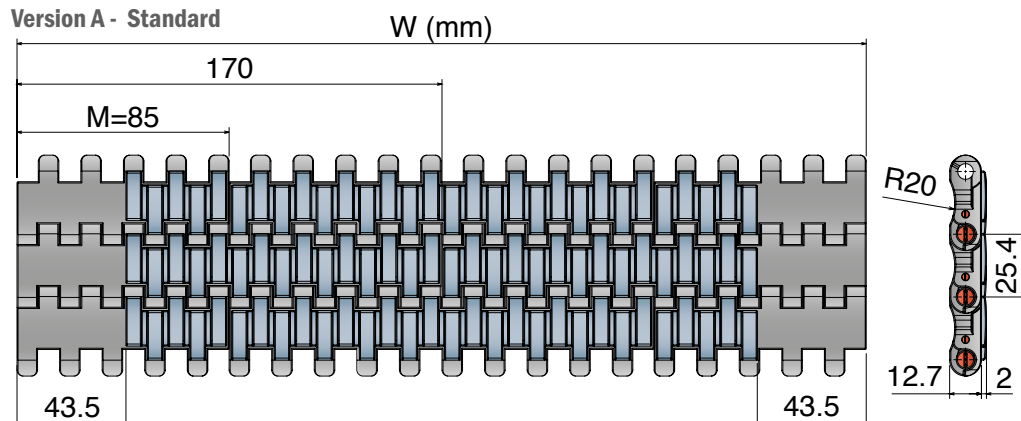
Max w. load: 27000 N/m
Weight: 10,8 kg/m²
Temp. range: dry 4÷80 °C
wet 4÷65 °C
Pin material: PP blu
Hardness of
Grip top Rubber: 75 ShA

MX - Code 03

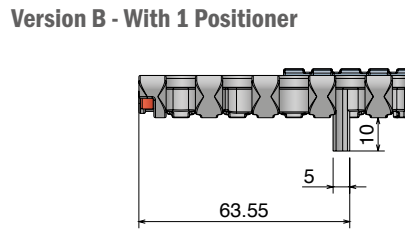
Performance PBT

Max w. load: 33500 N/m
Weight: 12,5 kg/m²
Temp. range: dry -40÷120 °C
wet -40÷60 °C
Pin material: POM grey
Hardness of
Grip top Rubber: 75 ShA

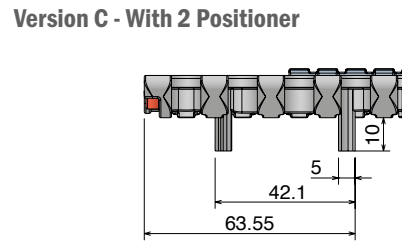
Version A - Standard



Version B - With 1 Positioner



Version C - With 2 Positioner



Version A - Standard

Series	Material	Width	Version
5235	*	0255	A
5235	*	0340	A
5235	*	0425	A
5235	*	0510	A
5235	*	0595	A
5235	*	0680	A
5235	*	0765	A
5235	*	0850	A
5235	*	0935	A
5235	*	1020	A
5235	*	1105	A
5235	*	1190	A
5235	*	1275	A
5235	*	1360	A
5235	*	1445	A
5235	*	1530	A

Version B - With 1 Positioner

Series	Material	Width	Version
5235	*	0255	B
5235	*	0340	B
5235	*	0425	B
5235	*	0510	B
5235	*	0595	B
5235	*	0680	B
5235	*	0765	B
5235	*	0850	B
5235	*	0935	B
5235	*	1020	B
5235	*	1105	B
5235	*	1190	B
5235	*	1275	B
5235	*	1360	B
5235	*	1445	B
5235	*	1530	B

Version C - With 2 Positioners

Series	Material	Width	Version
5235	*	0255	C
5235	*	0340	C
5235	*	0425	C
5235	*	0510	C
5235	*	0595	C
5235	*	0680	C
5235	*	0765	C
5235	*	0850	C
5235	*	0935	C
5235	*	1020	C
5235	*	1105	C
5235	*	1190	C
5235	*	1275	C
5235	*	1360	C
5235	*	1445	C
5235	*	1530	C

551 LBP

Tappeto Modulare 551 LBP, H=12,7 M=85

Modular Belt Series 551 LBP, H=12,7 M=85 / Modulare Mattenkette 551 LBP, H=12,7 M=85


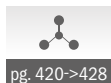
Metric Size

CODE STRUCTURE GUIDE

(Example)

5234	01	0425	A
Series	*Material	Width	Version

Backflex radius min.: 120 mm



*Material

LFA - Code 01

Low friction Acetal

Max w. load: 41500 N/m

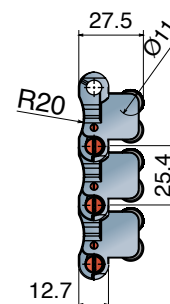
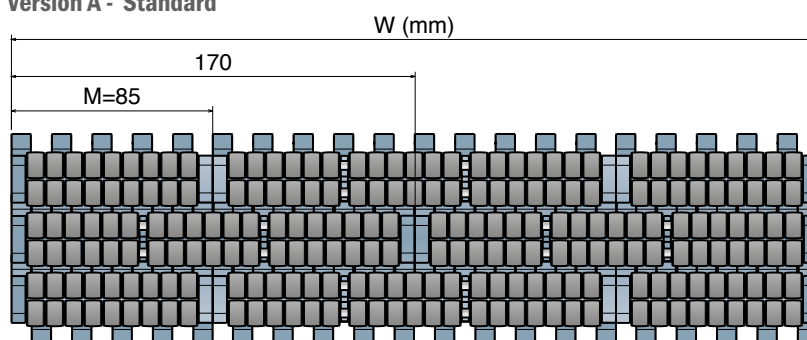
Weight: 26,9 kg/m²

Temp. range: dry -40÷80 °C

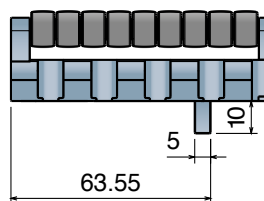
wet 1÷65 °C

Pin material: PBT white

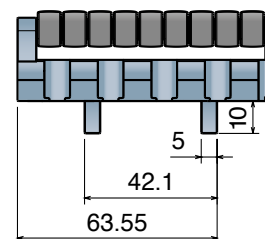
Version A - Standard



Version B - With 1 Positioner



Version C - With 2 Positioner



Version A - Standard

Series	Material	Width	Version
5234	*	0085	A
5234	*	0170	A
5234	*	0255	A
5234	*	0340	A
5234	*	0425	A
5234	*	0510	A
5234	*	0595	A
5234	*	0680	A
5234	*	0765	A
5234	*	0850	A
5234	*	0935	A
5234	*	1020	A
5234	*	1105	A
5234	*	1190	A
5234	*	1275	A
5234	*	1360	A
5234	*	1445	A
5234	*	1530	A

Version B - With 1 Positioner

Series	Material	Width	Version
5234	*	0085	B
5234	*	0170	B
5234	*	0255	B
5234	*	0340	B
5234	*	0425	B
5234	*	0510	B
5234	*	0595	B
5234	*	0680	B
5234	*	0765	B
5234	*	0850	B
5234	*	0935	B
5234	*	1020	B
5234	*	1105	B
5234	*	1190	B
5234	*	1275	B
5234	*	1360	B
5234	*	1445	B
5234	*	1530	B

Version C - With 2 Positioners

Series	Material	Width	Version
5234	*	0085	C
5234	*	0170	C
5234	*	0255	C
5234	*	0340	C
5234	*	0425	C
5234	*	0510	C
5234	*	0595	C
5234	*	0680	C
5234	*	0765	C
5234	*	0850	C
5234	*	0935	C
5234	*	1020	C
5234	*	1105	C
5234	*	1190	C
5234	*	1275	C
5234	*	1360	C
5234	*	1445	C
5234	*	1530	C

552

Imperial Size

Pitch 25,4 mm
H= 12,7 mm



552 FT
552 FT *One track Belt*
552 FTT

552 FT

Tappeto Modulare 552 FT, H=12,7 M=3"

Modular Belt Series 552 FT, H=12,7 M=3" / Modulare Mattenkette 552 FT, H=12,7 M=3"

Imperial Size

CODE STRUCTURE GUIDE

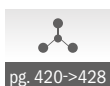
(Example)

5341	01	0021	A
Series	*Material	Width	Version


Backflex radius min.: 25 mm



pg. 228-229



pg. 420->428



*Material

LFA - Code 01

Low friction Acetal

Max w. load: 41500 N/m
 Weight: 13,5 kg/m²
 Temp. range: dry -40÷80 °C
 wet -40÷65 °C
 Pin material: PBT white

MX - Code 03

Performance PBT

Max w. load: 33500 N/m
 Weight: 13,0 kg/m²
 Temp. range: dry -40÷120 °C
 wet -40÷60 °C
 Pin material: POM grey

MK - Code 08

Super Performance Acetal

Max w. load: 40000 N/m
 Weight: 13,5 kg/m²
 Temp. range: dry -40÷80 °C
 wet -40÷65 °C
 Pin material: PBT white

MPX - Code 25

Lubricated Acetal

Max w. load: 41500 N/m
 Weight: 13,5 kg/m²
 Temp. range: dry -40÷80 °C
 wet -40÷65 °C
 Pin material: PBT white

DKM - Code 16

Aramid Reinforced Acetal

Max w. load: 41500 N/m
 Weight: 13,5 kg/m²
 Temp. range: dry -40÷80 °C
 wet -40÷65 °C
 Pin material: PBT white

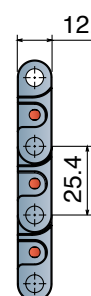
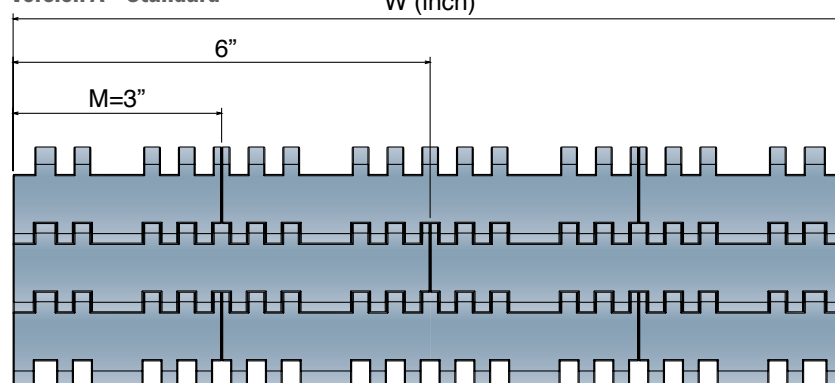
MWX - Code 17

Polyamide Composite

Max w. load: 41500 N/m
 Weight: 14,0 kg/m²
 Temp. range: dry -40÷104 °C
 wet NR
 Pin material: PBT white

Version A - Standard

W (inch)



Version A - Standard

Series	Material	Width	Version
5341	*	0009	A
5341	*	0012	A
5341	*	0015	A
5341	*	0018	A
5341	*	0021	A
5341	*	0024	A
5341	*	0027	A
5341	*	0030	A
5341	*	0033	A
5341	*	0036	A
5341	*	0039	A
5341	*	0042	A
5341	*	0045	A
5341	*	0048	A
5341	*	0051	A
5341	*	0054	A

552 FT One track Belt

Tappeti modulari / Modular belts / Mattenketten

552 FT One track Belt

Tappeto Modulare 552 FT, H=12,7
Modular Belt Series 550 FT, H=12,7 / Modulare Mattenkette 552 FT, H=12,7

Imperial Size

CODE STRUCTURE GUIDE

(Example)

5341	01	0003	A
Series	*Material	Width	Version




pg. 228-229



pg. 420->428

Backflex radius min.: 25 mm



*Material

LFA - Code 01

Low friction Acetal

Max w. load: 41500 N/m
Weight: 13,5 kg/m²
Temp. range: dry -40÷80 °C
wet -40÷65 °C
Pin material: PBT white

MX - Code 03

Performance PBT

Max w. load: 33500 N/m
Weight: 13,0 kg/m²
Temp. range: dry -40÷120 °C
wet -40÷60 °C
Pin material: POM grey

MK - Code 08

Super Performance Acetal

Max w. load: 40000 N/m
Weight: 13,5 kg/m²
Temp. range: dry -40÷80 °C
wet -40÷65 °C
Pin material: PBT white

MPX - Code 25

Lubricated Acetal

Max w. load: 41500 N/m
Weight: 13,5 kg/m²
Temp. range: dry -40÷80 °C
wet -40÷65 °C
Pin material: PBT white

DKM - Code 16

Aramide Reinforced Acetal

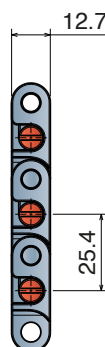
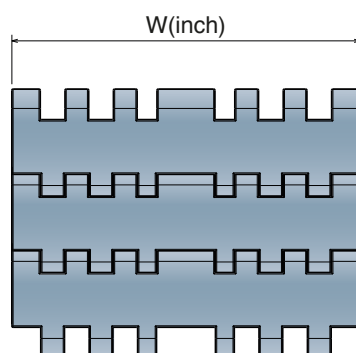
Max w. load: 41500 N/m
Weight: 13,5 kg/m²
Temp. range: dry -40÷80 °C
wet -40÷65 °C
Pin material: PBT white

MWX - Code 17

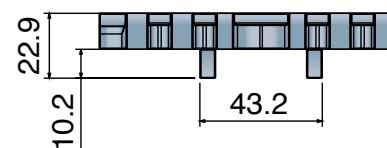
Polyamide Composite

Max w. load: 41500 N/m
Weight: 134,0 kg/m²
Temp. range: dry -40÷104 °C
wet NR
Pin material: PBT white

Version A - Standard






Version C - With 2 Positioner



Version A/C

One track belt

Series	Material	Width	Version
5341	*	0003	A
5341	*	0006	A
5341	*	0003	C
5341	*	0006	C



K325 - One track belt

Series	Material	Width	Version
5341	*	9325	A
5341	*	9325	C

K450 - One track belt

Series	Material	Width	Version
5341	*	9450	A
5341	*	9450	C

K750 - One track belt

Series	Material	Width	Version
5341	*	9750	A
5341	*	9750	C

552 FTT

Tappeto Modulare 552 FTT, H=12,7

Modular Belt Series 552 FTT, H=12,7 / Modulare Mattenkette 552 FTT, H=12,7


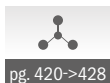
Imperial Size

CODE STRUCTURE GUIDE

(Example)

5346	01	9450	C-R
Series	*Material	Width	Version

Backflex radius min.: 25 mm



*Material

LFA - Code 01

Low friction Acetal

Max w. load: 41500 N/m
 Weight: 13,5 kg/m²
 Temp. range: dry -40÷80 °C
 wet -40÷65 °C
 Pin material: PBT white

MX - Code 03

Performance PBT

Max w. load: 33500 N/m
 Weight: 13,0 kg/m²
 Temp. range: dry -40÷120 °C
 wet -40÷60 °C
 Pin material: POM grey

MK - Code 08

Super Performance Acetal

Max w. load: 40000 N/m
 Weight: 13,5 kg/m²
 Temp. range: dry -40÷80 °C
 wet -40÷65 °C
 Pin material: PBT white

MPX - Code 25

Lubricated Acetal

Max w. load: 41500 N/m
 Weight: 13,5 kg/m²
 Temp. range: dry -40÷80 °C
 wet -40÷65 °C
 Pin material: PBT white

DKM - Code 16

Aramid Reinforced Acetal

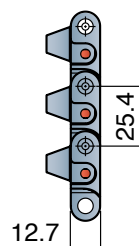
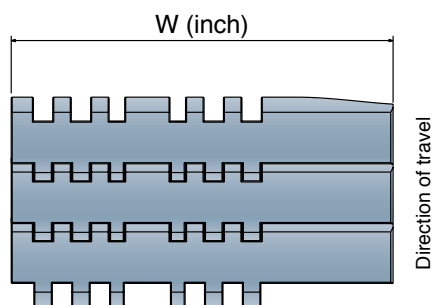
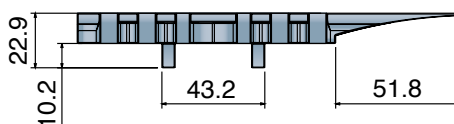
Max w. load: 41500 N/m
 Weight: 13,5 kg/m²
 Temp. range: dry -40÷80 °C
 wet -40÷65 °C
 Pin material: PBT white

MWX - Code 17

Polyamide Composite

Max w. load: 41500 N/m
 Weight: 14,0 kg/m²
 Temp. range: dry -40÷104 °C
 wet NR
 Pin material: PBT white

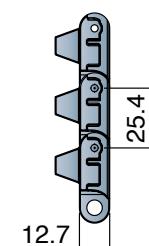
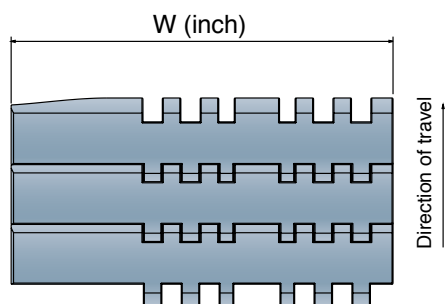
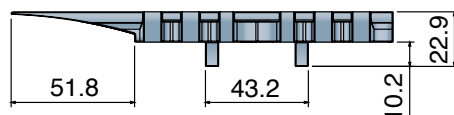
552 FTT - DX Version



K450 / K750

Series	Material	Width	Version
5346	*	9450	C - R
5346	*	9750	C - R

552 FTT - SX Version




K450 / K750

Series	Material	Width	Version
5346	*	9450	C - L
5346	*	9750	C - L

556

Imperial Size

Pitch 25,4 mm
H= 12,7 mm



556 FT
556 GT

556 FT

Tappeto Modulare Curvilineo Serie 556, H=12,7 M=3"

Side Flex Modular Belt Series 556, H=12,7 M=3" / Kurvengängige Mattenkette Serie 556, H=12,7 M=3"


Imperial Size

CODE STRUCTURE GUIDE

(Example)

5431	01	0048	C
Series	*Material	Width	Version

Backflex radius min.: 25 mm



pg. 232-233



pg. 420->428

*Material

LFA - Code 01

Low friction Acetal

Max w. load:

Straight: 30000 N/m

Curve: 2000 N

Weight: 7,5 kg/m²

Temp. range: dry -40÷80 °C

wet -40÷65 °C

Pin material: PBT white

MX - Code 03

Performance PBT

Max w. load:

Straight: 24000 N/m

Curve: 1500 N

Weight: 7,2 kg/m²

Temp. range: dry -40÷120 °C

wet -40÷60 °C

Pin material: POM grey

MK - Code 08

Super Performance Acetal

Max w. load:

Straight: 28800 N/m

Curve: 1900 N

Weight: 7,7 kg/m²

Temp. range: dry -40÷80 °C

wet -40÷65 °C

Pin material: PBT white

MPX - Code 25

Lubricated Acetal

Max w. load:

Straight: 30000 N/m

Curve: 2000 N

Weight: 7,5 kg/m²

Temp. range: dry -40÷80 °C

wet -40÷65 °C

Pin material: PBT white

DKM - Code 16

Aramid Reinforced Acetal

Max w. load:

Straight: 30000 N/m

Curve: 2000 N

Weight: 7,5 kg/m²

Temp. range: dry -40÷80 °C

wet -40÷65 °C

Pin material: PBT white

MWX - Code 17

Polyamide Composite

Max w. load:

Straight: 30000 N/m

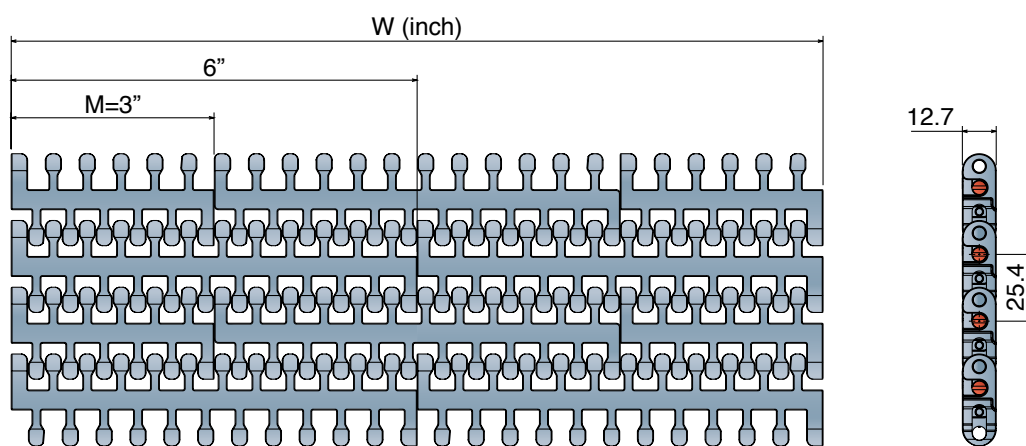
Curve: 2000 N

Weight: 7,5 kg/m²


Temp. range: dry -40÷104 °C

wet NR

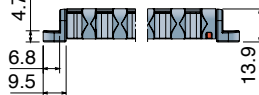

Pin material: PBT white




STANDARD



TAB



TAB/POSITIONER



Series	Material	Width	Version	min radius
5431	*	0009	A	435
5431	*	0012	A	580
5431	*	0015	A	725
5431	*	0018	A	890
5431	*	0021	A	1040
5431	*	0024	A	1250

ONE TRACK BELT

Series	Material	Width	Version	min radius
5431	*	0003	A	145
5431	*	0006	A	290

Series	Material	Width	Version	min radius
5431	*	0006	B	290
5431	*	0009	B	435
5431	*	0012	B	580
5431	*	0015	B	725
5431	*	0018	B	890
5431	*	0021	B	1040
5431	*	0024	B	1250

Series	Material	Width	Version	min radius
5431	*	0006	C	290
5431	*	0009	C	435
5431	*	0012	C	580
5431	*	0015	C	725
5431	*	0018	C	890
5431	*	0021	C	1040
5431	*	0024	C	1250

556 GT

Tappeto Modulare Curvilineo Serie 556 GT, H=12,7 M=3"

Side Flex Modular Belt Series 556 GT, H=12,7 M=3" / Kurvengängige Mattenkette Serie 556 GT, H=12,7 M=3"

Imperial Size

CODE STRUCTURE GUIDE

(Example)

5433	02	0018	B
Series	*Material	Width	Version




pg. 232-233



pg. 420->428

Backflex radius min.: 25 mm



*Material

LFA - Code 01

Low friction Acetal

Max w. load:

Straight: 30000 N/m

Curve: 2000 N

Weight: 7,7 kg/m²

Temp. range: dry -40+80 °C

wet -40+65 °C

Pin material: PBT white

Hardness of

Grip top Rubber: 75 ShA

PPB - Code 24

Polypropylene

Standard rubber: 50 ShA

Code: -S

Max w. load:

Straight: 19500 N/m

Curve: 1300 N

Weight: 6,0 kg/m²

Temp. range: dry 4+65 °C

wet 4+65 °C

Pin material: PP blu

Hardness of

Grip top Rubber: 50 ShA

MX - Code 03

Performance PBT

Max w. load:

Straight: 28800 N/m

Curve: 1500 N

Weight: 7,8 kg/m²

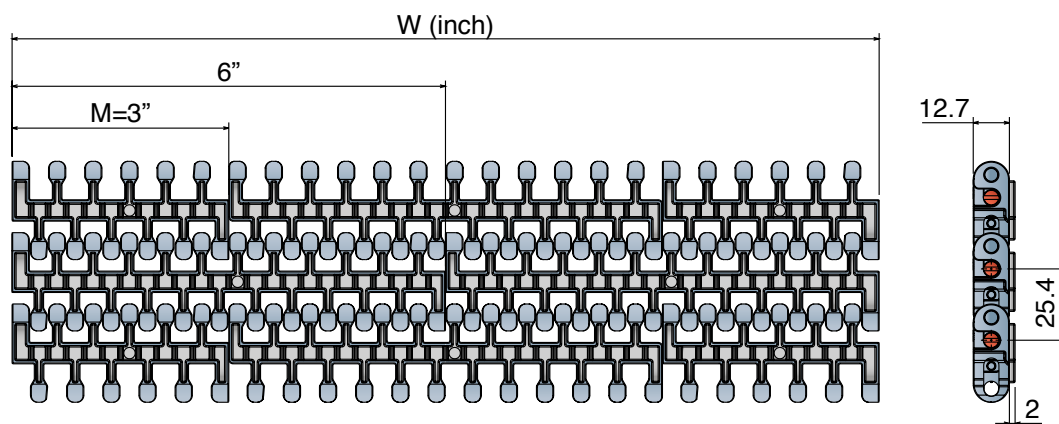
Temp. range: dry -40+120 °C

wet -40+60 °C

Pin material: POM grey

Hardness of

Grip top Rubber: 75 ShA



STANDARD



Series	Material	Width	Version	min radius
5433	*	0009	A	435
5433	*	0012	A	580
5433	*	0015	A	725
5433	*	0018	A	890
5433	*	0021	A	1040
5433	*	0024	A	1250

ONE TRACK BELT

Series	Material	Width	Version	min radius
5433	*	0003	A	145
5433	*	0006	A	290

TAB



Series	Material	Width	Version	min radius
5433	*	0006	B	290
5433	*	0009	B	435
5433	*	0012	B	580
5433	*	0015	B	725
5433	*	0018	B	890
5433	*	0021	B	1040
5433	*	0024	B	1250

TAB/POSITIONER




Series	Material	Width	Version	min radius
5433	*	0006	C	290
5433	*	0009	C	435
5433	*	0012	C	580
5433	*	0015	C	725
5433	*	0018	C	890
5433	*	0021	C	1040
5433	*	0024	C	1250

600

Metric Size

Pitch 31,75 mm
H= 12,7 mm



600 *Standard*

1047 *Heavy duty profile*

600 *Heavy duty*

600 *Small radius*

600 *Heavy duty /Small radius*

600 *with pusher*

600 Standard

Tappeto Modulare Curvilineo Serie 600, H=12,7 M=85

Side Flex Modular Belt Series 600, H=12,7 M=85 / Kurvengängige Mattenkette Serie 600, H=12,7 M=85

Metric Size

CODE STRUCTURE GUIDE

(Example)

5421	03	0595	A
Series	*Material	Width	Version




pg. 234



pg. 420->428

Backflex radius min.: 25 mm



Internal Min Radius
2 times the width

*Material

LFA - Code 01

Low friction Acetal

Max w. load:

Straight 30000 N/m

Curve 2500 N

Weight: 7,7 kg/m²

Temp. range: dry -40+80 °C

wet -40+65 °C

Pin material: PBT white

MX - Code 03

Performance PBT

Max w. load:

Straight 24000 N/m

Curve 2000 N

Weight: 7,5 kg/m²

Temp. range: dry -40+120 °C

wet -40+60 °C

Pin material: POM grey

MK - Code 08

Super Performance Acetal

Max w. load:

Straight 28800 N/m

Curve 2400 N

Weight: 7,7 kg/m²

Temp. range: dry -40+80 °C

wet -40+65 °C

Pin material: PBT white

MPX - Code 25

Lubricated Acetal

Max w. load:

Straight 30000 N/m

Curve 2500 N

Weight: 7,7 kg/m²

Temp. range: dry -40+80 °C

wet -40+65 °C

Pin material: PBT white

DKM - Code 16

Aramid Reinforced Acetal

Max w. load:

Straight 30000 N/m

Curve 2500 N

Weight: 7,7 kg/m²

Temp. range: dry -40+80 °C

wet -40+65 °C

Pin material: PBT white

MWX - Code 17

Polyamide Composite

Max w. load:

Straight 30000 N/m

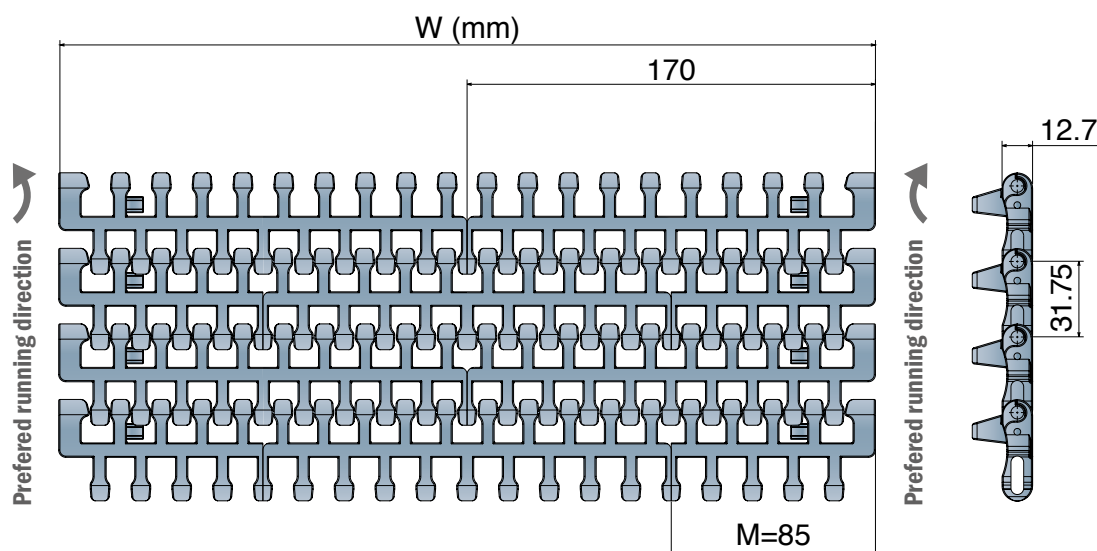
Curve 2500 N

Weight: 8,0 kg/m²

Temp. range: dry -40+104 °C

wet NR

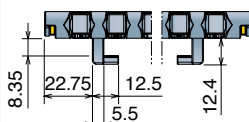
Pin material: PBT white



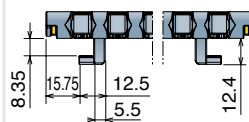
STANDARD



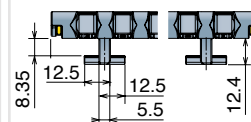
TAB



REVERSE TAB



TAB REVERSE TAB



Series	Material	Width	Version	min radius
5421	*	0255	A	510
5421	*	0340	A	680
5421	*	0425	A	850
5421	*	0510	A	1020
5421	*	0595	A	1190
5421	*	0680	A	1360
5421	*	0765	A	1530
5421	*	0850	A	1700

Series	Material	Width	Version	min radius
5421	*	0255	B	510
5421	*	0340	B	680
5421	*	0425	B	850
5421	*	0510	B	1020
5421	*	0595	B	1190
5421	*	0680	B	1360
5421	*	0765	B	1530
5421	*	0850	B	1700

Series	Material	Width	Version	min radius
5421	*	0255	C	510
5421	*	0340	C	680
5421	*	0425	C	850
5421	*	0510	C	1020
5421	*	0595	C	1190
5421	*	0680	C	1360
5421	*	0765	C	1530
5421	*	0850	C	1700

Series	Material	Width	Version	min radius
5421	*	0255	D	510
5421	*	0340	D	680
5421	*	0425	D	850
5421	*	0510	D	1020
5421	*	0595	D	1190
5421	*	0680	D	1360
5421	*	0765	D	1530
5421	*	0850	D	1700

600 Heavy duty

Tappeto Modulare Curvilineo Serie 600, H=12,7 M=85
Side Flex Modular Belt Series 600, H=12,7 M=85 / Kurvengängige Mattenkette Serie 600, H=12,7 M=85

CODE STRUCTURE GUIDE

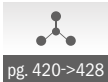
(Example)

Backflex radius min.: 25 mm

5422	03	0340	E
Series	*Material	Width	Version



pg. 234



pg. 420->428

* Material

LFA - Code 01

Low friction Acetal

Max w. load:

Straight 30000 N/m

Curve 3500 N

Weight: 8,3 kg/m²

Temp. range: dry -40÷80 °C

wet -40÷65 °C

Pin material: PBT white

MX - Code 03

Performance PBT

Max w. load:

Straight 24000 N/m

Curve 3000 N

Weight: 8,0 kg/m²

Temp. range: dry -40÷120 °C

wet -40÷60 °C

Pin material: POM grey

MK - Code 08

Super Performance Acetal

Max w. load:

Straight 28800 N/m

Curve 3350 N

Weight: 8,3 kg/m²

Temp. range: dry -40÷80 °C

wet -40÷65 °C

Pin material: PBT white

MPX - Code 25

Lubricated Acetal

Max w. load:

Straight 30000 N/m

Curve 3500 N

Weight: 8,3 kg/m²

Temp. range: dry -40÷80 °C

wet -40÷65 °C

Pin material: PBT white

DKM - Code 16

Aramid Reinforced Acetal

Max w. load:

Straight 30000 N/m

Curve 3500 N

Weight: 8,3 kg/m²

Temp. range: dry -40÷80 °C

wet -40÷65 °C

Pin material: PBT white

MWX - Code 17

Polyamide Composite

Max w. load:

Straight 30000 N/m


Curve 3500 N

Weight: 8,6 kg/m²


Temp. range: dry -40÷104 °C

wet NR

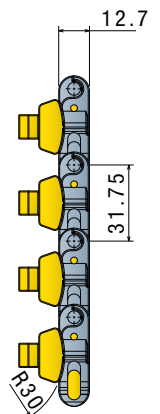
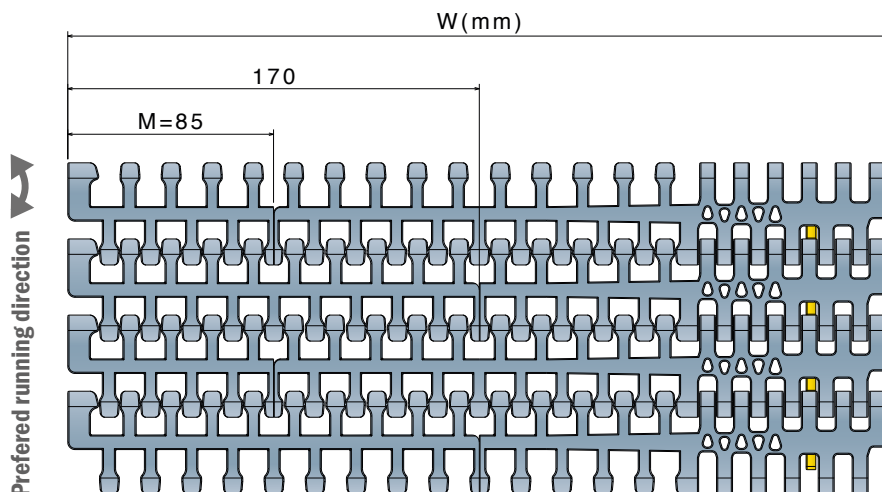
Pin material: PBT white



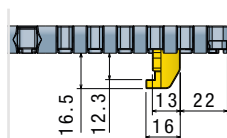
TAB
DK Material



Internal Min Radius
2 times the width



STANDARD



Series	Material	Width	Version	min radius
5422	*	0340	E	680
5422	*	0425	E	850
5422	*	0510	E	1020
5422	*	0595	E	1190
5422	*	0680	E	1360
5422	*	0765	E	1530
5422	*	0850	E	1700

600 Small radius

Tappeto Modulare Curvilineo Serie 600, H=12,7 M=85

Side Flex Modular Belt Series 600, H=12,7 M=85 / Kurvengängige Mattenkette Serie 600, H=12,7 M=85

Metric Size

CODE STRUCTURE GUIDE

(Example)

5423	03	0340	A
Series	*Material	Width	Version




pg. 234



pg. 420->428

Backflex radius min.: 25 mm



*Material

LFA - Code 01

Low friction Acetal

Max w. load:

Straight 30000 N/m

Curve 2500 N

Weight: 7,0 kg/m²

Temp. range: dry -40+80 °C

wet -40+65 °C

Pin material: PBT white

MX - Code 03

Performance PBT

Max w. load:

Straight 24000 N/m

Curve 2000 N

Weight: 6,8 kg/m²

Temp. range: dry -40+120 °C

wet -40+60 °C

Pin material: POM grey

MK - Code 08

Super Performance Acetal

Max w. load:

Straight 28800 N/m

Curve 2400 N

Weight: 7,0 kg/m²

Temp. range: dry -40+80 °C

wet -40+65 °C

Pin material: PBT white

MPX - Code 25

Lubricated Acetal

Max w. load:

Straight 30000 N/m

Curve 2500 N

Weight: 7,0 kg/m²

Temp. range: dry -40+80 °C

wet -40+65 °C

Pin material: PBT white

DKM - Code 16

Aramide Reinforced Acetal

Max w. load:

Straight 30000 N/m

Curve 2500 N

Weight: 7,0 kg/m²

Temp. range: dry -40+80 °C

wet -40+65 °C

Pin material: PBT white

MWX - Code 17

Polyamide Composite

Max w. load:

Straight 30000 N/m

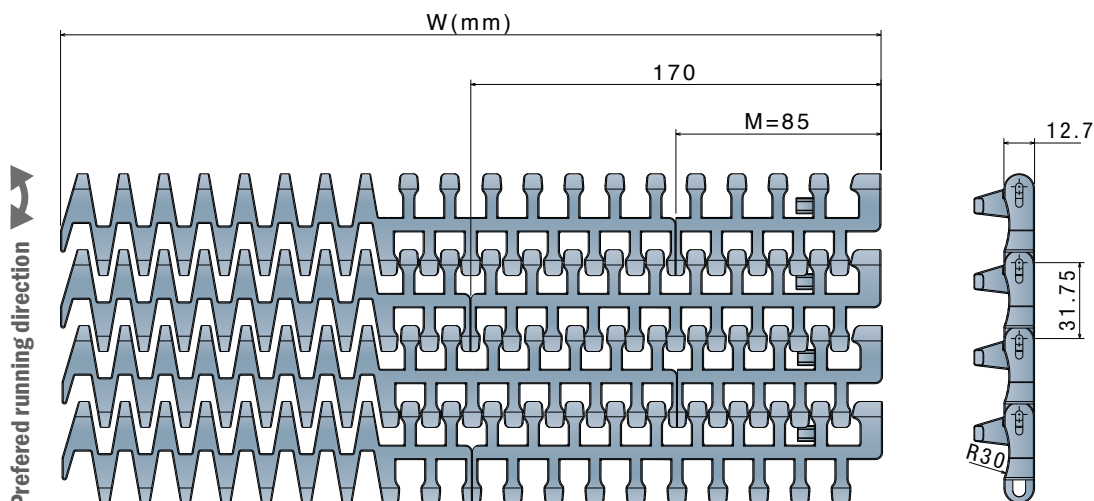
Curve 2500 N

Weight: 7,3 kg/m²

Temp. range: dry -40+104 °C

wet NR

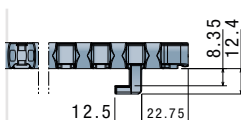
Pin material: PBT white



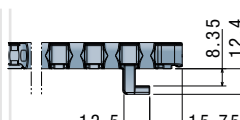
STANDARD



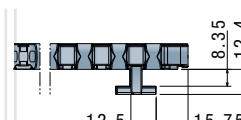
TAB



REVERSE TAB



TAB REVERSE TAB



Series	Material	Width	Version	min radius
5423	*	0340	A	400
5423	*	0425	A	500
5423	*	0510	A	600
5423	*	0595	A	720
5423	*	0680	A	880
5423	*	0765	A	1040
5423	*	0850	A	1200
Series	Material	Width	Version	min radius
5423	*	0340	B	400
5423	*	0425	B	500
5423	*	0510	B	600
5423	*	0595	B	720
5423	*	0680	B	880
5423	*	0765	B	1040
5423	*	0850	B	1200
Series	Material	Width	Version	min radius
5423	*	0340	C	400
5423	*	0425	C	500
5423	*	0510	C	600
5423	*	0595	C	720
5423	*	0680	C	880
5423	*	0765	C	1040
5423	*	0850	C	1200
Series	Material	Width	Version	min radius
5423	*	0340	D	400
5423	*	0425	D	500
5423	*	0510	D	600
5423	*	0595	D	720
5423	*	0680	D	880
5423	*	0765	D	1040
5423	*	0850	D	1200

600 Heavy duty/Small radius

Tappeto Modulare Curvilineo Serie 600, H=12,7 M=170
Side Flex Modular Belt Series 600, H=12,7 M=170 / Kurvengängige Mattenkette Serie 600, H=12,7 M=170

Metric Size

CODE STRUCTURE GUIDE

(Example)

5424	03	425	E
Series	*Material	Width	Version

Backflex radius min.: 25 mm



pg. 234



pg. 420->428

* Material

LFA - Code 01

Low friction Acetal

Max w. load:

Straight 30000 N/m

Curve 3500 N

Weight: 7,5 kg/m²

Temp. range: dry -40÷80 °C

wet -40÷65 °C

Pin material: PBT white

MX - Code 03

Performance PBT

Max w. load:

Straight 24000 N/m

Curve 3000 N

Weight: 7,3 kg/m²

Temp. range: dry -40÷120 °C

wet -40÷60 °C

Pin material: POM grey

MK - Code 08

Super Performance Acetal

Max w. load:

Straight 28800 N/m

Curve 3350 N

Weight: 7,5 kg/m²

Temp. range: dry -40÷80 °C

wet -40÷65 °C

Pin material: PBT white

MPX - Code 25

Lubricated Acetal

Max w. load:

Straight 30000 N/m

Curve 3500 N

Weight: 7,5 kg/m²

Temp. range: dry -40÷80 °C

wet -40÷65 °C

Pin material: PBT white

DKM - Code 16

Aramide Reinforced Acetal

Max w. load:

Straight 30000 N/m

Curve 3500 N

Weight: 7,5 kg/m²

Temp. range: dry -40÷80 °C

wet -40÷65 °C

Pin material: PBT white

MWX - Code 17

Polyamide Composite

Max w. load:

Straight 30000 N/m


Curve 3500 N

Weight: 7,7 kg/m²

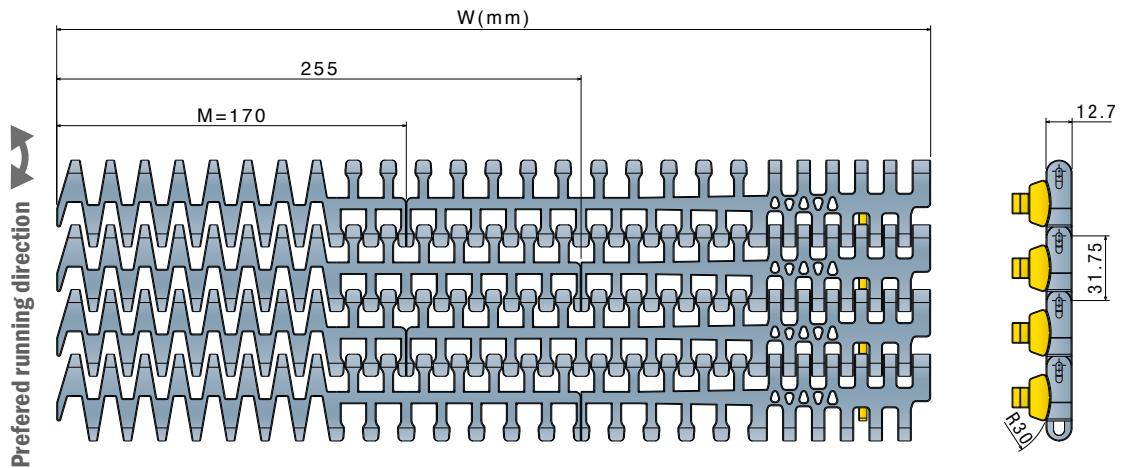

Temp. range: dry -40÷104 °C

wet NR

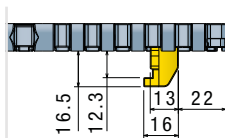
Pin material: PBT white



**TAB
DK Material**



STANDARD



Series	Material	Width	Version	min radius
5424	*	0425	E	500
5424	*	0510	E	600
5424	*	0595	E	720
5424	*	0680	E	880
5424	*	0765	E	1040
5424	*	0850	E	1200

600 with pusher - 1047 Heavy duty guide

Tappeti modulari / Modular belts / Mattenketten

600 with pusher

Tappeto Modulare Curvilineo Serie 600, H=12,7 M=85
Side Flex Modular Belt Series 600, H=12,7 M=85 / Kurvengängige Mattenkette Serie 600, H=12,7 M=85

Metric Size


Consult our engineering department for details.



pg. 234

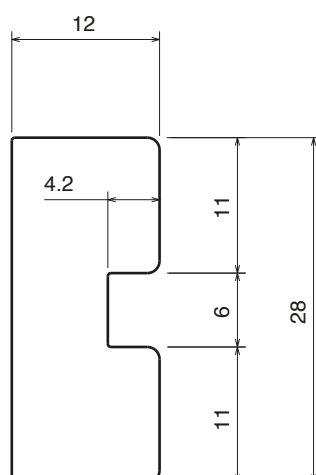



pg. 420->428




1047

Guida tappeto
Belt side guide / Seitenführung für Mattenkette



Part	Article-Nr.	Width
1047	104700BC	3 m




500 Series

500

Imperial Size

Pitch 50,8 mm
H= 24 mm



500 RR
Combs

Movex®

500 RR

Tappeto Modulare 500 RR

Raised Rib Belt Series 500 RR / Modulare Mattenkette 500 RR

Imperial Size

CODE STRUCTURE GUIDE

(Example)

1348	11	0090	A
Series	*Material	Width	Version



pg. 235



pg. 420->428



* Material

PP - Code 02

Polypropylene

Max w. load: 30000 N/m
Weight: 10,65 kg/m²
Temp. range: 4÷104 °C

Pin material: PP grey

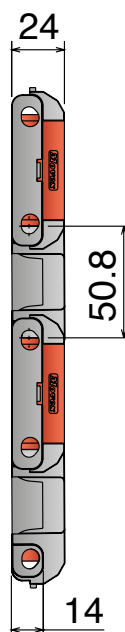
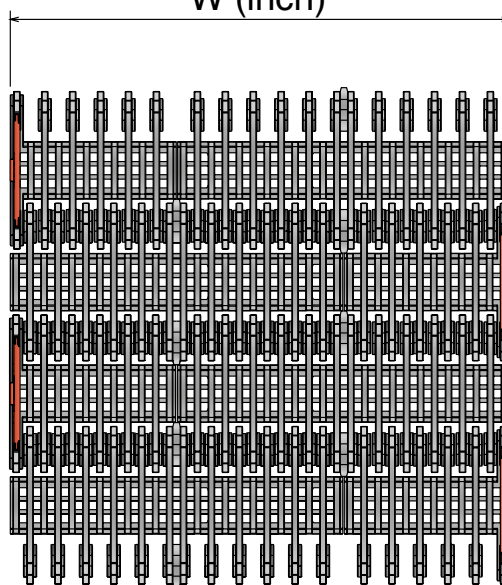
PPX - Code 11

Polypropylene

Max w. load: 30000 N/m
Weight: 10,65 kg/m²
Temp. range: 4÷104 °C

Pin material: PP grey

W (inch)



Series	Material	Width
1348	*	0060
1348	*	0063
1348	*	0066
1348	*	0069
1348	*	0072
1348	*	0075
1348	*	0078
1348	*	0081
1348	*	0084
1348	*	0087
1348	*	0090

Series	Material	Width
1348	*	0093
1348	*	0096
1348	*	0099
1348	*	0102
1348	*	0105
1348	*	0108
1348	*	0111
1348	*	0114
1348	*	0117
1348	*	0120

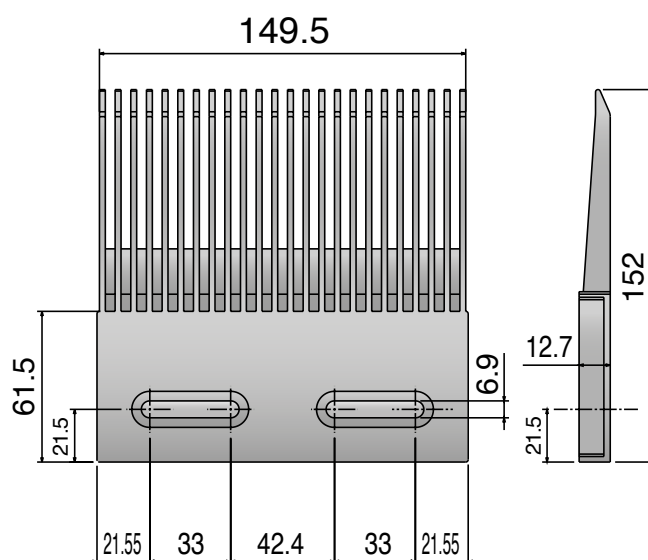
389

Pettine
Combs / Fingerplatte



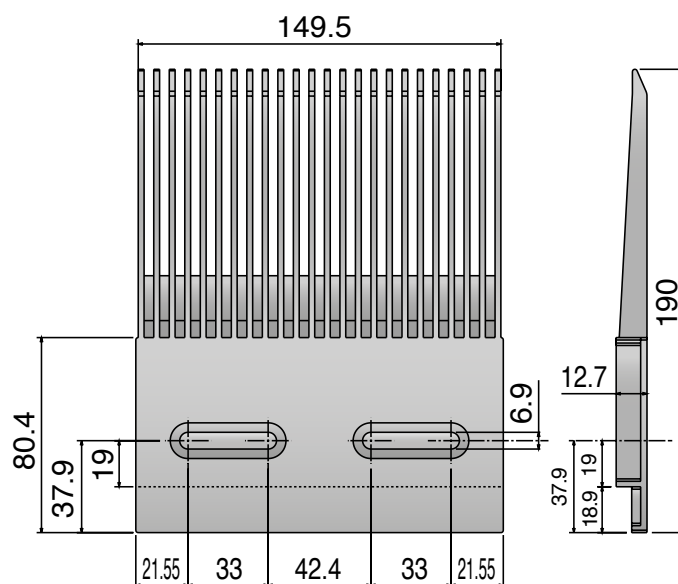
Type A

Part	Article-Nr.
389	38901



Type B

Part	Article-Nr.
389	38902




260/261

Metric Size

Pitch 25,4 mm

H= 21 mm / 25 mm / 28,7 mm



260 M FT
260 M FG
260 TAB


261 M
261 TAB

260 M FT

Catena curvilinea
Sideflexing belt/chain / Kurvengängige Mattenkette

Magnetic System

Part	Article-Nr.	Ref.	A	Weight LFA
1151	11510103	260 M K330	83,8	1,75
1151	11510105	260 M K450	114,3	1,95



*Material

LFA - Code 01

Low friction Acetal

Max w. load: 2000 N/m
Sideflex radius: 500 mm
Pin material: PBT white

MX - Code 03

Performance PBT

Max w. load: 1600 N/m
Sideflex radius: 500 mm
Pin material: Ferritic SS

MK - Code 08

Super Performance Acetal

Max w. load: 1950 N/m
Sideflex radius: 500 mm
Pin material: Ferritic SS

MPX - Code 25

Lubricated Acetal

Max w. load: 2000 N/m
Sideflex radius: mm
Pin material: Ferritic SS

DKM - Code 16

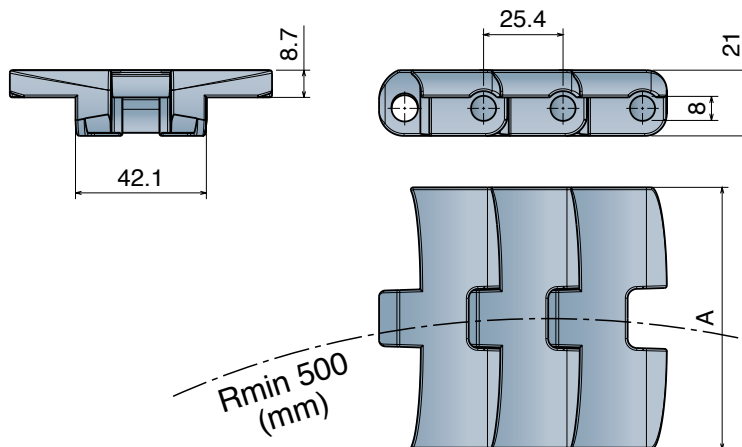
Aramide Reinforced Acetal

Max w. load: 2000 N/m
Sideflex radius: mm
Pin material: Ferritic SS

MWX - Code 17

Polyamide Composite

Max w. load: 2000 N/m
Sideflex radius: mm
Pin material: Ferritic SS




260 M FG

Catena curvilinea
Sideflexing belt/chain / Kurvengängige Mattenkette

Magnetic System

Part	Article-Nr.	Ref.	A	Weight LFA
1154	11540103	260 M FG K330	83,8	1,50
1154	11540105	260 M FG K450	114,3	1,65

		
pg. 230-231	pg. 125->131	pg. 420->428



*Material

LFA - Code 01

Low friction Acetal

Max w. load: 2000 N/m
Sideflex radius: 500 mm
Pin material: PBT white

MX - Code 03

Performance PBT

Max w. load: 1600 N/m
Sideflex radius: 500 mm
Pin material: Ferritic SS

MK - Code 08

Super Performance Acetal

Max w. load: 1950 N/m
Sideflex radius: 500 mm
Pin material: Ferritic SS

MPX - Code 25

Lubricated Acetal

Max w. load: 2000 N/m
Sideflex radius: mm
Pin material: Ferritic SS

DKM - Code 16

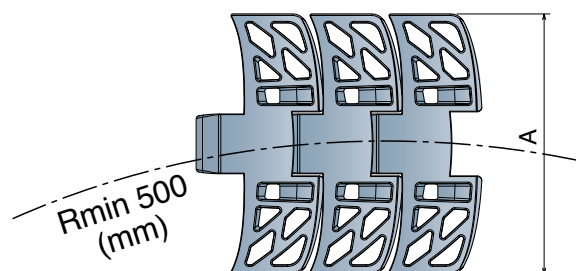
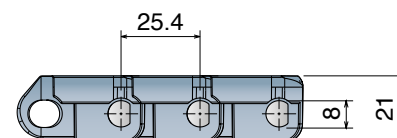
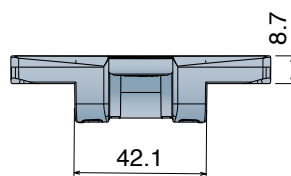
Aramide Reinforced Acetal

Max w. load: 2000 N/m
Sideflex radius: mm
Pin material: Ferritic SS

MWX - Code 17

Polyamide Composite

Max w. load: 2000 N/m
Sideflex radius: mm
Pin material: Ferritic SS



260 TAB

Catena curvilinea
Sideflexing belt/chain / Kurvengängige Mattenkette

Tab System

Part	Article-Nr.	Ref.	A	Weight LFA
1152	11520103	260 TAB K330	83,8	1,85
1152	11520105	260 TAB K450	114,3	2,00



pg. 230-231

pg. 139

pg. 420->428



*Material

LFA - Code 01

Low friction Acetal

Max w. load: 2000 N/m
Sideflex radius: 500 mm
Pin material: PBT white

MX - Code 03

Performance PBT

Max w. load: 1600 N/m
Sideflex radius: 500 mm
Pin material: Ferritic SS

MK - Code 08

Super Performance Acetal

Max w. load: 1950 N/m
Sideflex radius: 500 mm
Pin material: Ferritic SS

MPX - Code 25

Lubricated Acetal

Max w. load: 2000 N/m
Sideflex radius: mm
Pin material: Ferritic SS

DKM - Code 16

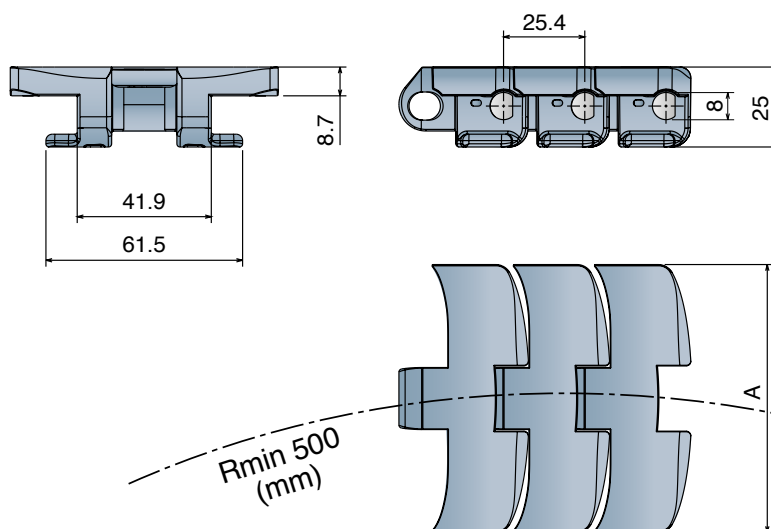
Aramide Reinforced Acetal

Max w. load: 2000 N/m
Sideflex radius: mm
Pin material: Ferritic SS

MWX - Code 17

Polyamide Composite

Max w. load: 2000 N/m
Sideflex radius: mm
Pin material: Ferritic SS



261 M FT

Catena curvilinea
Sideflexing belt/chain / Kurvengängige Mattenkette

Magnetic System


Part	Article-Nr.	Ref.	A	Weight LFA
1153	11530103	260 M K330	83,8	2,10
1153	11530105	260 M K450	114,3	2,26



pg. 230-231

pg. 132->138

pg. 420->428



***Material**

LFA - Code 01

Low friction Acetal

Max w. load: 2000 N/m
Sideflex radius: 500 mm
Pin material: PBT white

MX - Code 03

Performance PBT

Max w. load: 1600 N/m
Sideflex radius: 500 mm
Pin material: Ferritic SS

MK - Code 08

Super Performance Acetal

Max w. load: 1950 N/m
Sideflex radius: 500 mm
Pin material: Ferritic SS

MPX - Code 25

Lubricated Acetal

Max w. load: 2000 N/m
Sideflex radius: mm
Pin material: Ferritic SS

DKM - Code 16

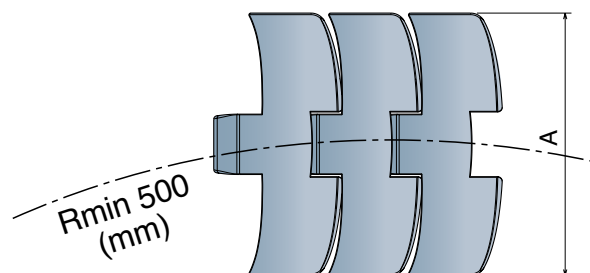
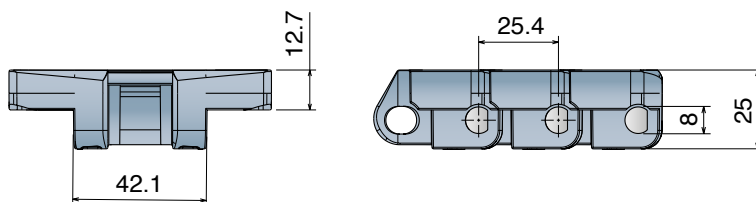
Aramide Reinforced Acetal

Max w. load: 2000 N/m
Sideflex radius: mm
Pin material: Ferritic SS

MWX - Code 17

Polyamide Composite

Max w. load: 2000 N/m
Sideflex radius: mm
Pin material: Ferritic SS




261 TAB

Catena curvilinea
Sideflexing belt/chain / Kurvengängige Mattenkette

Tab System

Part	Article-Nr.	Ref.	A	Weight LFA
1190	11900103	261 TAB K330	83,8	1,85
1190	11900105	261 TAB K450	114,3	2,00



*Material

LFA - Code 01

Low friction Acetal

Max w. load: 2000 N/m
Sideflex radius: 500 mm
Pin material: PBT white

MX - Code 03

Performance PBT

Max w. load: 1600 N/m
Sideflex radius: 500 mm
Pin material: Ferritic SS

MK - Code 08

Super Performance Acetal

Max w. load: 1950 N/m
Sideflex radius: 500 mm
Pin material: Ferritic SS

MPX - Code 25

Lubricated Acetal

Max w. load: 2000 N/m
Sideflex radius: mm
Pin material: Ferritic SS

DKM - Code 16

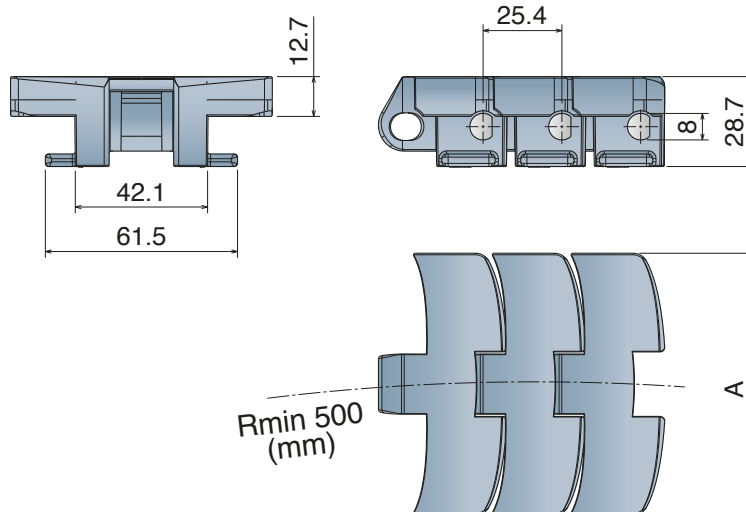
Aramide Reinforced Acetal




Max w. load: 2000 N/m
Sideflex radius: mm
Pin material: Ferritic SS

MWX - Code 17

Polyamide Composite

Max w. load: 2000 N/m
Sideflex radius: mm
Pin material: Ferritic SS







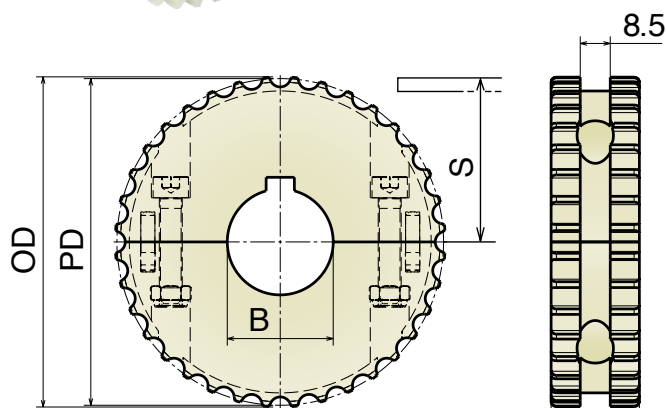
Belt sprockets

510  Pag 218	521  Pag 219	521  Pag 219	520  Pag 220	520  Pag 220	520  Pag 221
520  Pag 221	525-530  Pag 222	525-530  Pag 222	590  Pag 223	590  Pag 223	550  Pag 224
550  Pag 224	550  Pag 225	550  Pag 225	551  Pag 226	551  Pag 226	551  Pag 227
551  Pag 227	552  Pag 228	552  Pag 229	260-261  Pag 230	260-261  Pag 230	260-261  Pag 231
260-261  Pag 231	556  Pag 232	556  Pag 233	600  Pag 234	600  Pag 234	500RR  Pag 235
500RR  Pag 235					

510

Ruota traino divisa, fresata

Split drive sprocket, machined / geteiltes Antriebskettenrad gefräst



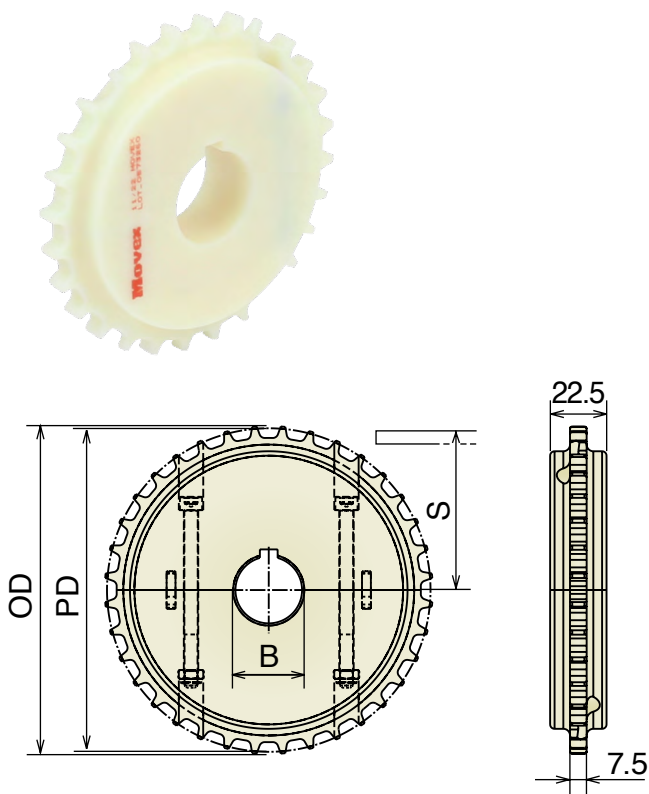
Part	Article-Nr.	Z-	Bore	PD	OD	S
1599	159936E	16*	20	41	40,2	16,65
1599	159996E	20	25	51,5	51,5	22,3
1601	160101E	18*	25	46,5	47,3	20,2
1602	160111E		20* 20	∇		
1602	160201E	24*	25	61,8	62,6	27,9
1603	160206E		25* 25	∇		
1603	160301	36	25	92,6	93,5	43,3
1603	160302		30			
1603	160303		35			
1603	160304		40			
1603	160306		25* 25	∇		
1603	160307		30* 30	∇		
1603	160308		40* 40	∇		

*Sprocket z-16, z-18, z-20 and z-24 are supplied non-split

521

Ruota traino divisa, fresata

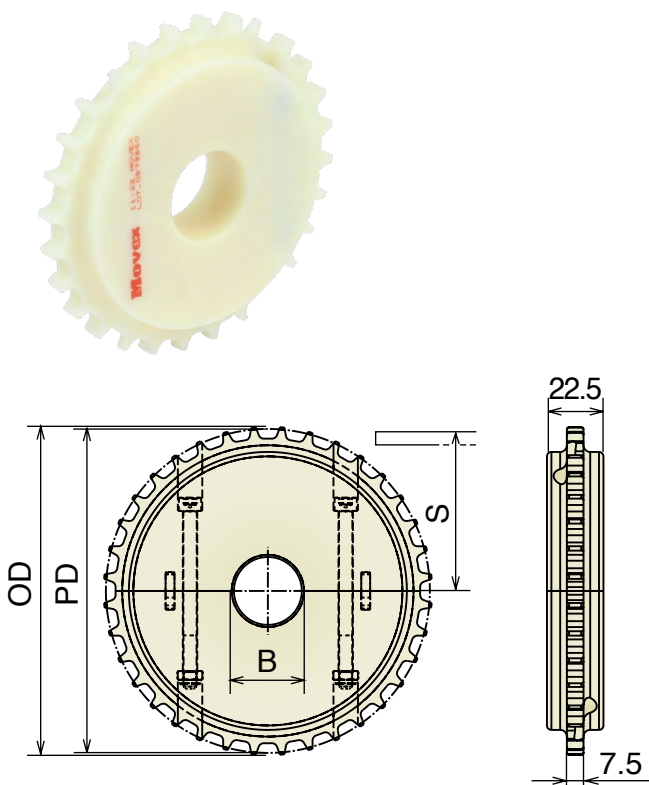
Split drive sprocket, machined / geteiltes Antriebskettenrad gefräst



Part	Article-Nr.	Z-	Bore	PD	OD	S
1561	156101	28	25	113,4	115,4	52,4
1561	156102		30			
1561	156103		35			
1561	156104		40			
1561	156106		25* 25	□		
1561	156107		30* 30	□		
1561	156108		40* 40	□		
1562	156201	36	25	145,7	147,7	68,5
1562	156202		30			
1562	156203		35			
1562	156204		40			
1562	156206		25* 25	□		
1562	156207		30* 30	□		
1562	156208		40* 40	□		
1563	156301	38	25	153,8	155,8	72,6
1563	156302		30			
1563	156303		35			
1563	156304		40			
1563	156306		25* 25	□		
1563	156307		30* 30	□		
1563	156308		40* 40	□		
1564	156401	40	25	161,9	163,8	76,6
1564	156402		30			
1564	156403		35			
1563	156404		40			
1564	156406		25* 25	□		
1564	156407		30* 30	□		
1564	156408		40* 40	□		

Ruota rinvio divisa, fresata

Split idler sprocket, machined / geteiltes Umlenrad, gefräst



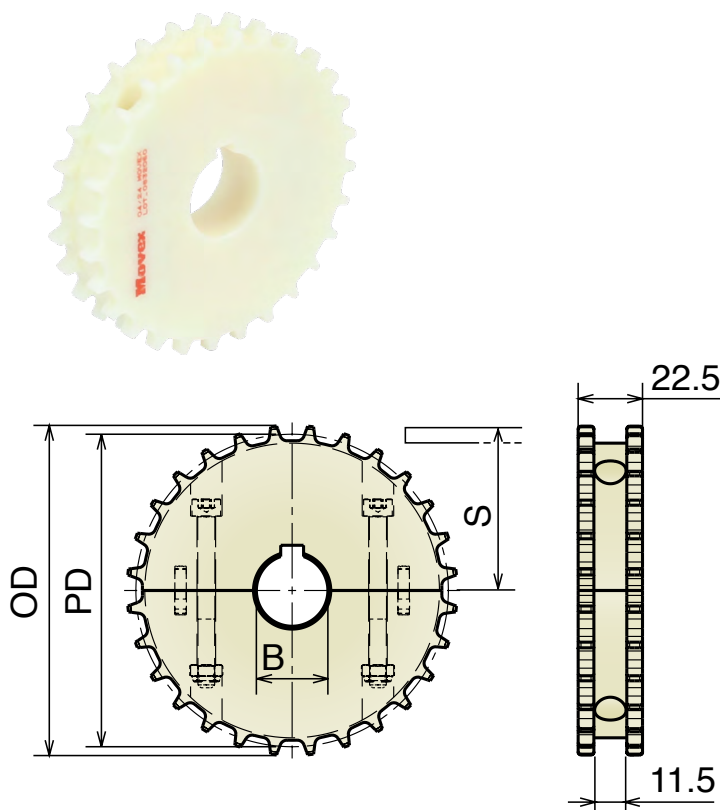
Part	Article-Nr.	Z-	Bore	PD	OD	S
1561	156150	28	18*	113,4	115,4	52,4
1561	156151		25			
1561	156152		30			
1561	156153		35			
1561	156154		40			
1562	156250	36	18*	145,7	147,7	68,5
1562	156251		25			
1562	156252		30			
1562	156253		35			
1562	156254		40			
1563	156350	28	18*	153,8	155,8	72,6
1563	156351		25			
1563	156352		30			
1563	156353		35			
1563	156354		40			
1564	156450	36	18*	161,9	163,8	76,6
1564	156451		25			
1564	156452		30			
1564	156453		35			
1564	156454		40			

*Plain Bore

520

Ruota traino divisa, fresata

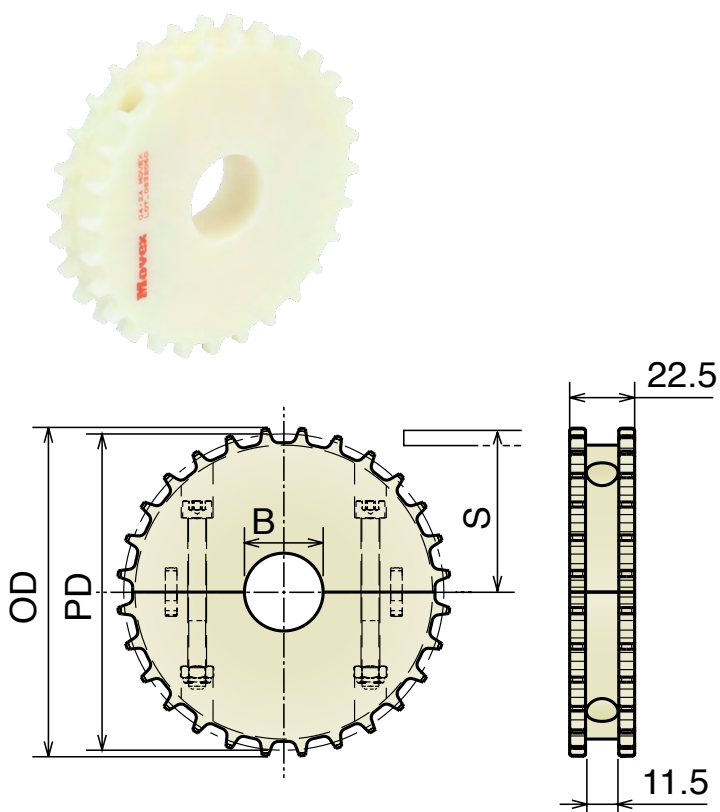
Split drive sprocket, machined / geteiltes Antriebskettenrad gefräst



Part	Article-Nr.	Z-	Bore	PD	OD	S
1501	150101	28	25	113,4	115,4	52,4
1501	150102		30			
1501	150103		35			
1501	150104		40			
1501	150106		25* 25	□		
1501	150107		30* 30	□		
1501	150108		40* 40	□		
1502	150201	36	25	145,7	147,7	68,5
1502	150202		30			
1502	150203		35			
1502	150204		40			
1502	150206		25* 25	□		
1502	150207		30* 30	□		
1502	150208		40* 40	□		
1503	150301	38	25	153,8	155,8	72,6
1503	150302		30			
1503	150303		35			
1503	150304		40			
1503	150306		25* 25	□		
1503	150307		30* 30	□		
1503	150308		40* 40	□		
1504	150401	40	25	161,9	163,8	76,6
1504	150402		30			
1504	150403		35			
1503	150404		40			
1504	150406		25* 25	□		
1504	150407		30* 30	□		
1504	150408		40* 40	□		

Ruota rinvio divisa, fresata

Split idler sprocket, machined / geteiltes Umlenkrad, gefräst



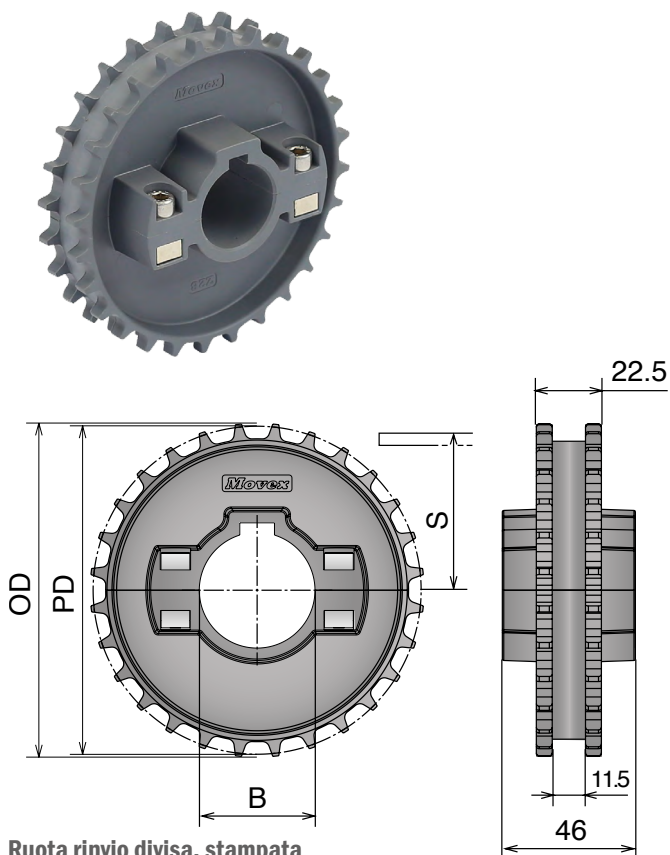
Part	Article-Nr.	Z-	Bore	PD	OD	S
1501	150150	28	18*	113,4	115,4	52,4
1501	150151		25			
1501	150152		30			
1501	150153		35			
1501	150154		40			
1502	150250	36	18*	145,7	147,7	68,5
1502	150251		25			
1502	150252		30			
1502	150253		35			
1502	150254		40			
1503	150350	38	18*	153,8	155,8	72,6
1503	150351		25			
1503	150352		30			
1503	150353		35			
1503	150354		40			
1504	150450	40	18*	161,9	163,8	76,6
1504	150451		25			
1504	150452		30			
1504	150453		35			
1504	150454		40			

*Plain Bore

520

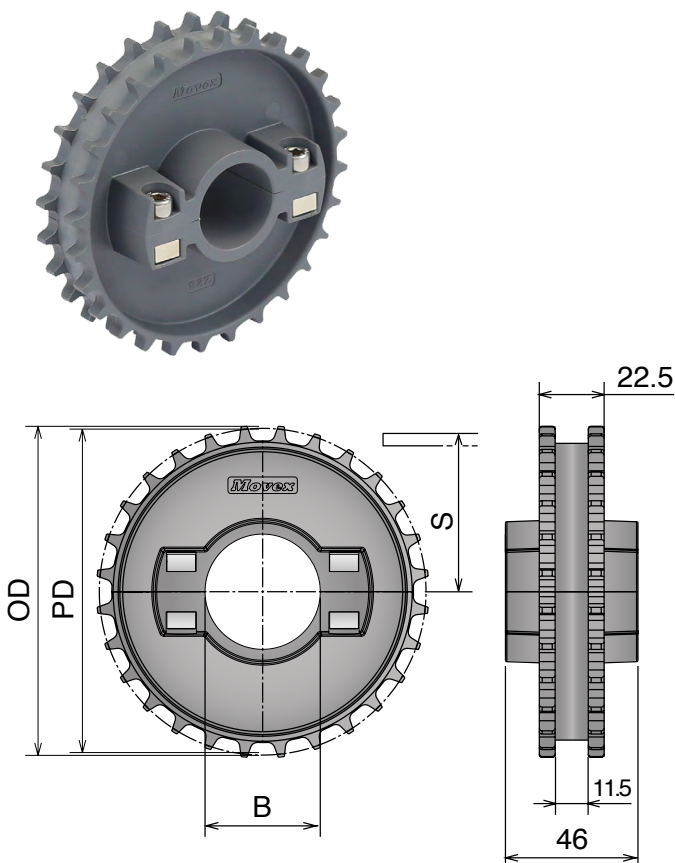
Ruota traino divisa, stampata

Split drive sprocket, molded / geteiltes Antriebskettenrad, gespritzt



Ruota rinvio divisa, stampata

Split idler sprocket, molded / geteiltes Umlenkrad, gespritzt



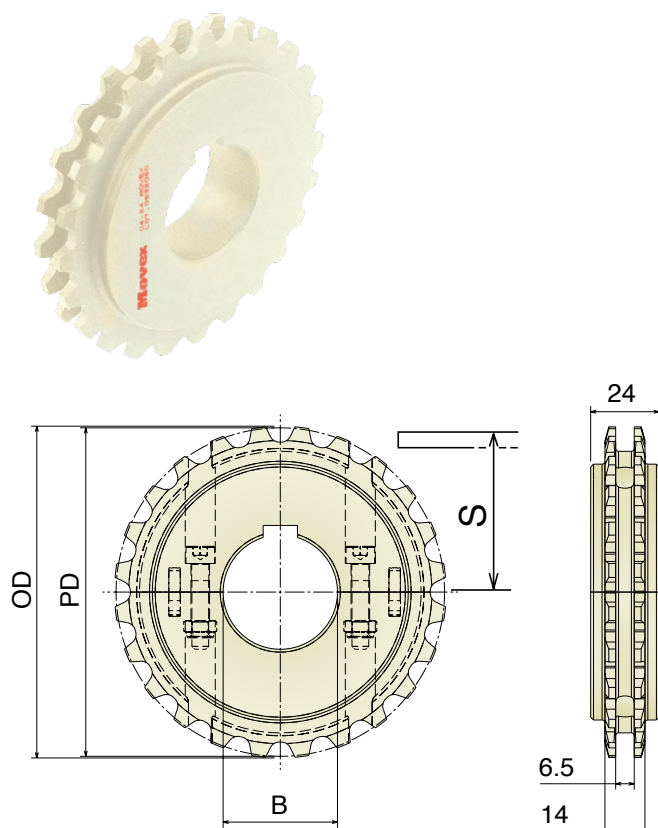
Part	Article-Nr.	Z-	Bore	PD	OD	S
1505	150501	24	25	97,3	99,3	44,3
1505	150502		30			
1505	150503		35			
1505	150504		40			
1505	150506		25* 25	□		
1505	150507		30* 30	□		
1505	150508		40* 40	□		
1506	150601	28	25	113,4	115,4	52,4
1506	150602		30			
1506	150603		35			
1506	150604		40			
1506	150606		25* 25	□		
1506	150607		30* 30	□		
1506	150608		40* 40	□		
1507	150701	36	25	145,7	147,7	68,5
1507	150702		30			
1507	150703		35			
1507	150704		40			
1507	150706		25* 25	□		
1507	150707		30* 30	□		
1507	150708		40* 40	□		

Part	Article-Nr.	Z-	Bore	PD	OD	S
1505	150551	24	25	97,3	99,3	44,3
1505	150552		30			
1505	150553		35			
1505	150554		40			
1506	150651	28	25	113,4	115,4	52,4
1506	150652		30			
1506	150653		35			
1506	150654		40			
1507	150751	36	25	145,7	147,7	68,5
1507	150752		30			
1507	150753		35			
1507	150754		40			

525-530

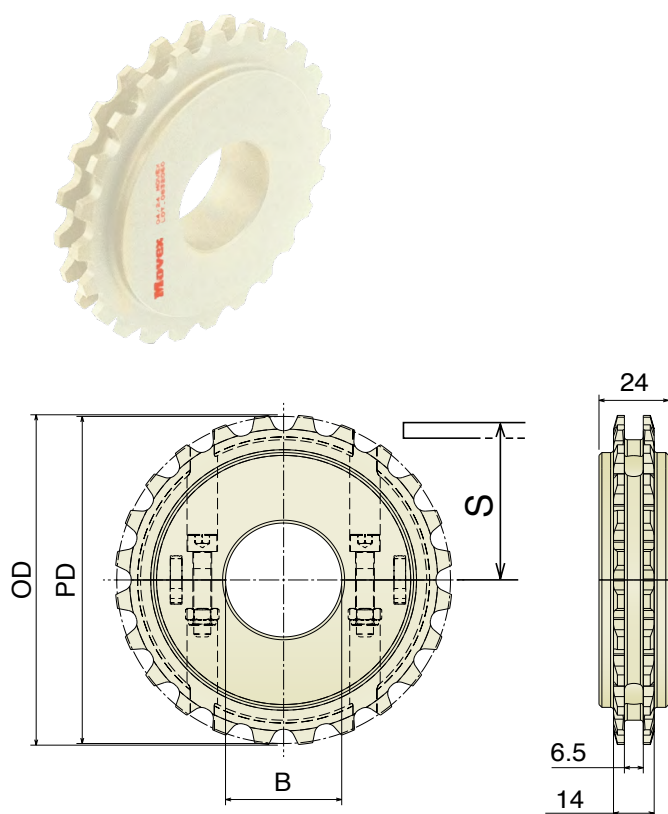
Ruota traino divisa, fresata

Split drive sprocket, machined / geteiltes Antriebskettenrad gefräst



Ruota rinvio divisa, fresata

Split idler sprocket, machined / geteiltes Umlenkrad, gefräst



Part	Article-Nr.	Z-	Bore	PD	OD	S
1581	158101E	12**	25	58,1	58,2	24,1
1581	158106E		25x25	□		
1582	158201E	16**	25	77,1	77,7	33,6
1582	158202E		30			
1582	158206E		25x25	□		
1582	158207E		30x30	□		
1583	158301	24	25	114,9	115,5	52,5
1583	158302		30			
1583	158303		35			
1583	158304		40			
1583	158306		25x25	□		
1583	158307		30x30	□		
1583	158308		40x40	□		
1584	158401	32	25	153,4	154,8	71,75
1584	158402		30			
1584	158403		35			
1584	158404		40			
1584	158406		25x25	□		
1584	158407		30x30	□		
1584	158408		40x40	□		

Part	Article-Nr.	Z-	Bore	PD	OD	S
1581	158150E	12**	18*	58,1	58,2	24,1
1581	158151E		25			
1582	158250E	16**	18*	77,1	77,7	33,6
1582	158251E		25			
1582	158252E		30			
1583	158350	24	18*	114,9	115,5	52,5
1583	158351		25			
1583	158352		30			
1583	158353		35			
1583	158354		40			
1584	158450	32	18*	153,4	154,8	71,75
1584	158451		25			
1584	158452		30			
1584	158453		35			
1584	158454		40			

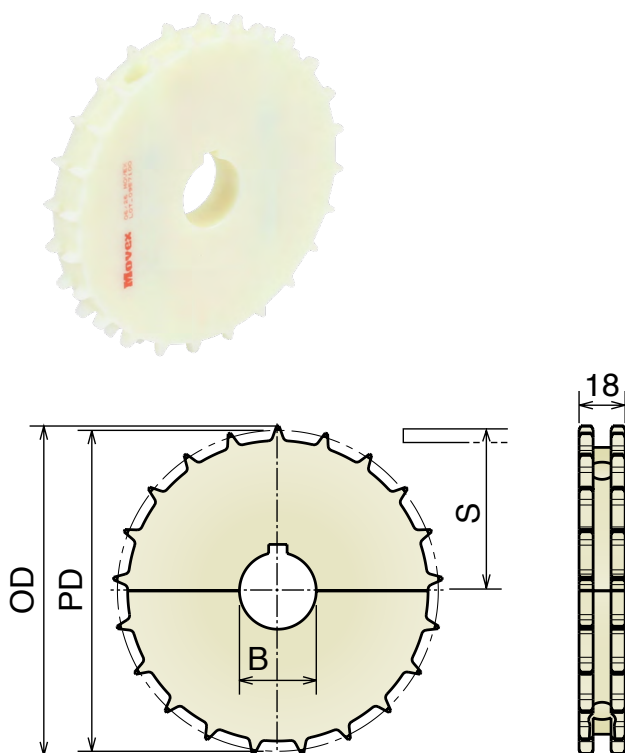
** Idler sprocket Z-12 and Z-16 are supplied non-split.

* Plain Bore

590

Ruota traino divisa, fresata

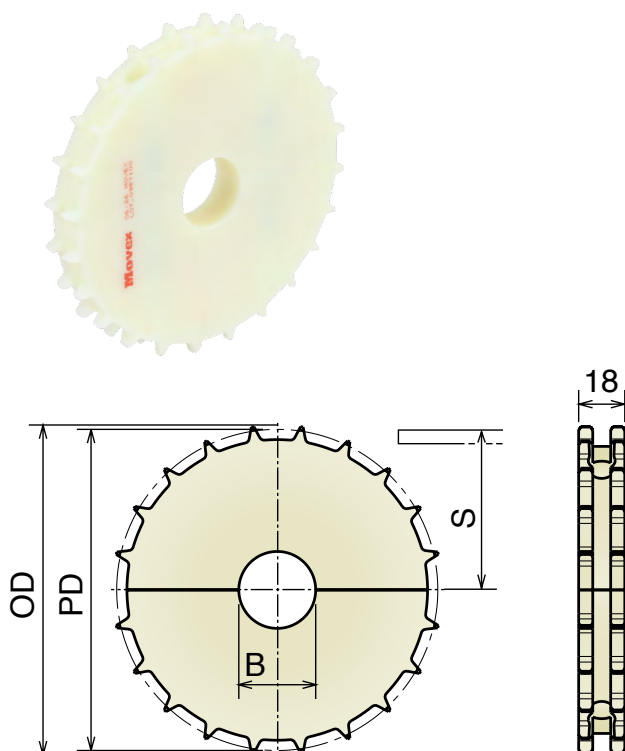
Split drive sprocket, machined / geteiltes Antriebskettenrad gefräst



Part	Article-Nr.	Z-	Bore	PD	OD	S
1511	151101	17	25	100,7	103,4	46,0
1511	151102		30			
1511	151103		35			
1511	151104		40			
1511	151106		25* 25	□		
1511	151107		30* 30	□		
1511	151108		40* 40	□		
1512	151201	21	25	126,0	128,7	58,65
1512	151202		30			
1512	151203		35			
1512	151204		40			
1512	151206		25* 25	□		
1512	151207		30* 30	□		
1512	151208		40* 40	□		
1513	151301	24	25	142,9	145,6	67,1
1513	151302		30			
1513	151303		35			
1513	151304		40			
1513	151306		25* 25	□		
1513	151307		30* 30	□		
1513	151308		40* 40	□		
1514	151401	25	25	149,0	151,7	70,15
1514	151402		30			
1514	151403		35			
1513	151404		40			
1514	151406		25* 25	□		
1514	151407		30* 30	□		
1514	151408		40* 40	□		

Ruota rinvio divisa, fresata

Split idler sprocket, machined / geteiltes Umlenkrad, gefräst



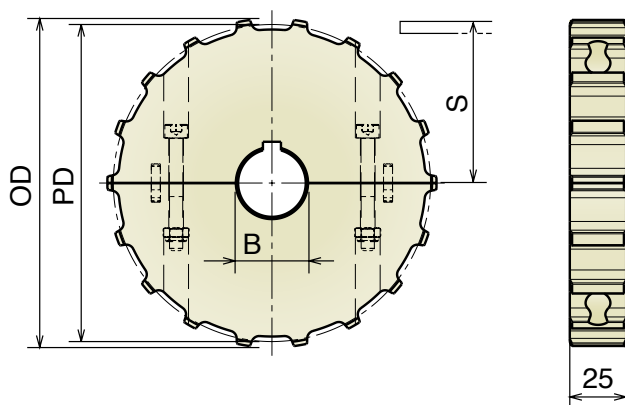
Part	Article-Nr.	Z-	Bore	PD	OD	S
1511	151150	17	18*	100,7	103,4	46,0
1511	151151		25			
1511	151152		30			
1511	151153		35			
1511	151154		40			
1512	151250	21	18*	126,0	128,7	58,65
1512	151251		25			
1512	151252		30			
1512	151253		35			
1512	151254		40			
1513	151350	24	18*	142,9	145,6	67,1
1513	151351		25			
1513	151352		30			
1513	151353		35			
1513	151354		40			
1514	151450	25	18*	149,0	151,7	70,15
1514	151451		25			
1514	151452		30			
1514	151453		35			
1514	151454		40			

*Plain Bore

550

Ruota traino divisa, fresata

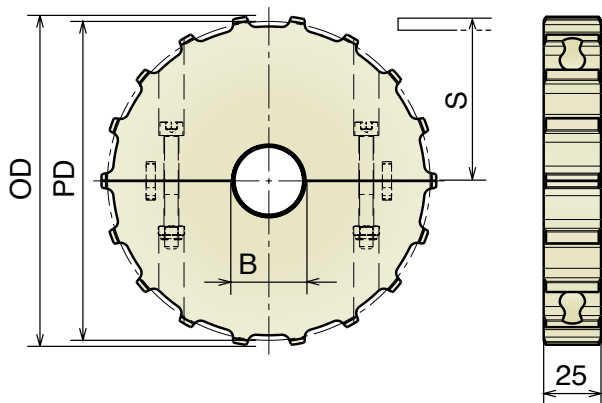
Split drive sprocket, machined / geteiltes Antriebskettenrad gefräst



Part	Article-Nr.	Z-	Bore	PD	OD	S
1521	152101	14	25	114,1	114,0	52,7
1521	152102		30			
1521	152103		35			
1521	152104		40			
1521	152106		25* 25	□		
1521	152107		30* 30	□		
1521	152108		40* 40	□		
1522	152201	16	25	130,2	130,0	60,7
1522	152202		30			
1522	152203		35			
1522	152204		40			
1522	152206		25* 25	□		
1522	152207		30* 30	□		
1522	152208		40* 40	□		
1523	152301	18	25	146,3	146,0	68,8
1523	152302		30			
1523	152303		35			
1523	152304		40			
1523	152306		25* 25	□		
1523	152307		30* 30	□		
1523	152308		40* 40	□		
1524	152401	20	25	162,4	162,0	76,8
1524	152402		30			
1524	152403		35			
1523	152404		40			
1524	152406		25* 25	□		
1524	152407		30* 30	□		
1524	152408		40* 40	□		

Ruota rinvio divisa, fresata

Split idler sprocket, machined / geteiltes Umlenkrad, gefräst



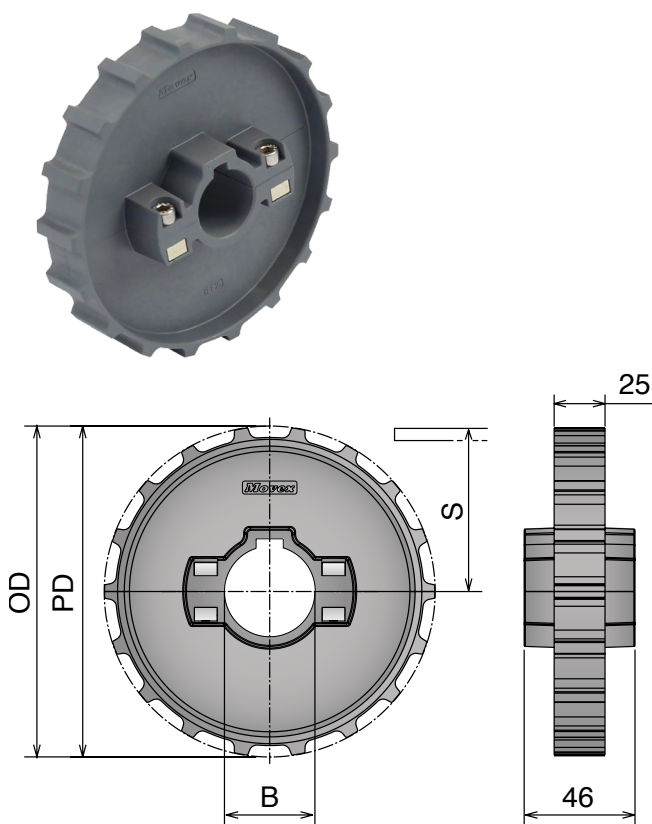
Part	Article-Nr.	Z-	Bore	PD	OD	S
1521	152150	14	18*	114,1	114,0	52,7
1521	152151		25			
1521	152152		30			
1521	152153		35			
1521	152154		40			
1522	152250	16	18*	130,2	130,0	60,7
1522	152251		25			
1522	152252		30			
1522	152253		35			
1522	152254		40			
1523	152350	18	18*	146,3	146,0	68,8
1523	152351		25			
1523	152352		30			
1523	152353		35			
1523	152354		40			
1524	152450	20	18*	162,4	162,0	76,8
1524	152451		25			
1524	152452		30			
1524	152453		35			
1524	152454		40			

*Plain Bore

550

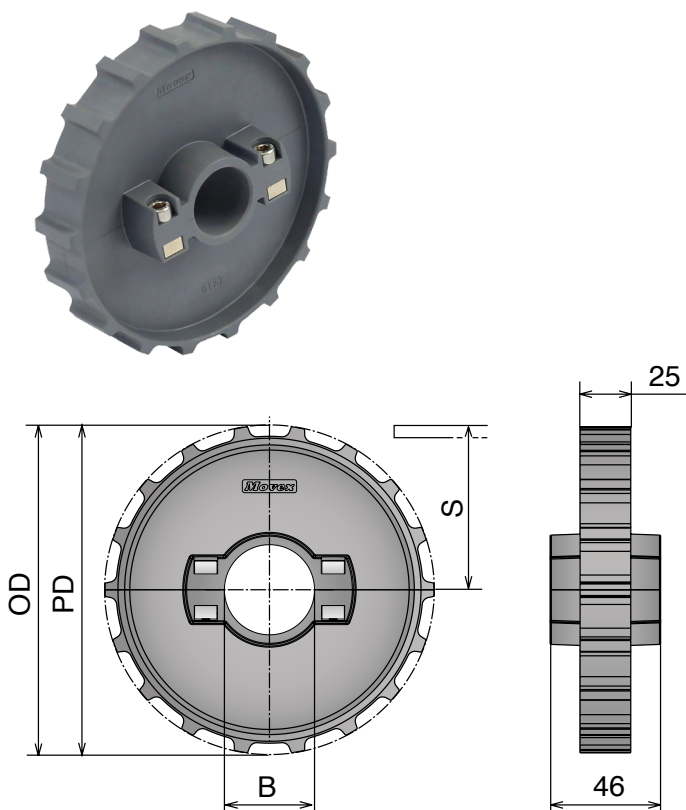
Ruota traino divisa, stampata

Split drive sprocket, molded / geteiltes Antriebskettenrad, gespritzt



Ruota rinvio divisa, stampata

Split idler sprocket, molded / geteiltes Umlenkrad, gespritzt



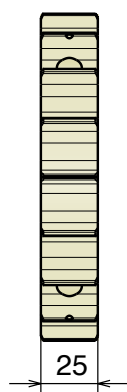
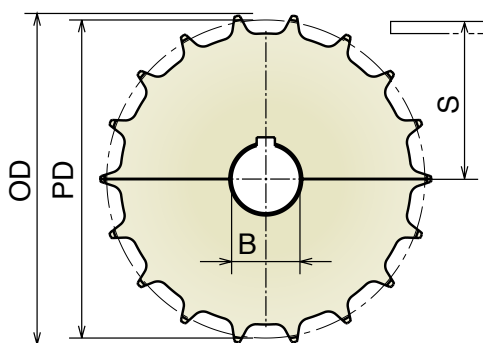
Part	Article-Nr.	Z-	Bore	PD	OD	S
1525	152501	14	25	114,1	114,0	52,7
1525	152502		30			
1525	152503		35			
1525	152504		40			
1525	152506		25* 25	□		
1525	152507		30* 30	□		
1525	152508		40* 40	□		
1526	152601	16	25	130,2	130,0	60,7
1526	152602		30			
1526	152603		35			
1526	152604		40			
1526	152606		25* 25	□		
1526	152607		30* 30	□		
1526	152608		40* 40	□		
1527	152701	18	25	146,3	146,0	68,8
1527	152702		30			
1527	152703		35			
1527	152704		40			
1527	152706		25* 25	□		
1527	152707		30* 30	□		
1527	152708		40* 40	□		
1528	152801	20	25	162,4	162,0	76,8
1528	152802		30			
1528	152803		35			
1528	152804		40			
1528	152806		25* 25	□		
1528	152807		30* 30	□		
1528	152808		40* 40	□		

Part	Article-Nr.	Z-	Bore	PD	OD	S
1525	152551	14	25	114,1	114,0	52,7
1525	152552		30			
1525	152553		35			
1525	152554		40			
1526	152651	16	25	130,2	130,0	60,7
1526	152652		30			
1526	152653		35			
1526	152654		40			
1527	152751	18	25	146,3	146,0	68,8
1527	152752		30			
1527	152753		35			
1527	152754		40			
1528	152851	20	25	162,4	162,0	76,8
1528	152852		30			
1528	152853		35			
1528	152854		40			

551

Ruota traino divisa, fresata

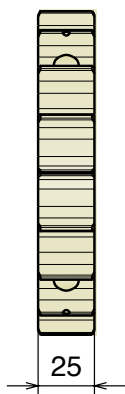
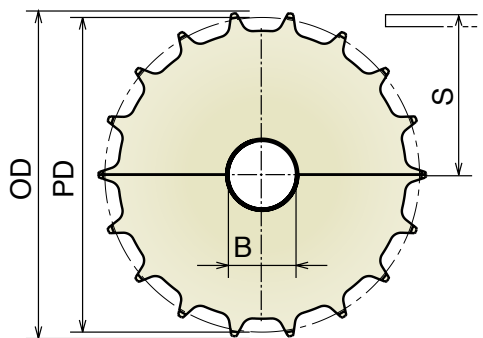
Split drive sprocket, machined / geteiltes Antriebskettenrad gefräst



Part	Article-Nr.	Z-	Bore	PD	OD	S
1531	153101	14	25	114,2	113,5	50,7
1531	153102		30			
1531	153103		35			
1531	153104		40			
1531	153106		25* 25	□		
1531	153107		30* 30	□		
1531	153108		40* 40	□		
1532	153201	16	25	130,2	129,0	58,7
1532	153202		30			
1532	153203		35			
1532	153204		40			
1532	153206		25* 25	□		
1532	153207		30* 30	□		
1532	153208		40* 40	□		
1533	153301	18	25	146,3	145,3	66,7
1533	153302		30			
1533	153303		35			
1533	153304		40			
1533	153306		25* 25	□		
1533	153307		30* 30	□		
1533	153308		40* 40	□		
1534	153401	20	25	162,4	161,7	74,8
1534	153402		30			
1534	153403		35			
1533	153404		40			
1534	153406		25* 25	□		
1534	153407		30* 30	□		
1534	153408		40* 40	□		

Ruota rinvio divisa, fresata

Split idler sprocket, machined / geteiltes Umlenkrad, gefräst



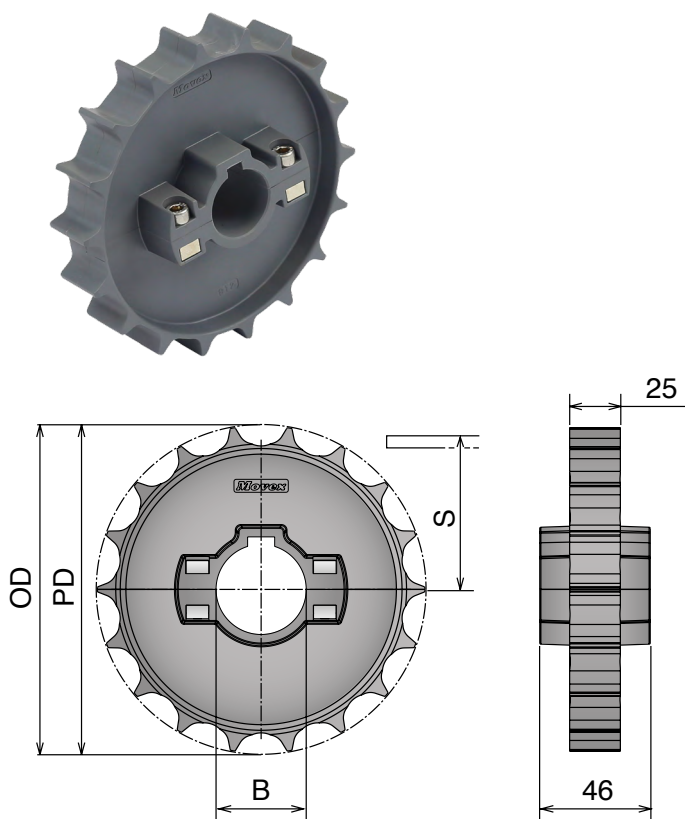
Part	Article-Nr.	Z-	Bore	PD	OD	S
1531	153150	14	18*	114,2	114,0	50,7
1531	153151		25			
1531	153152		30			
1531	153153		35			
1531	153154		40			
1532	153250	16	18*	130,2	129,0	58,7
1532	153251		25			
1532	153252		30			
1532	153253		35			
1532	153254		40			
1533	153350	18	18*	146,3	145,3	66,7
1533	153351		25			
1533	153352		30			
1533	152353		35			
1533	153354		40			
1534	153450	20	18*	162,4	161,7	74,8
1534	153451		25			
1534	153452		30			
1534	153453		35			
1534	153454		40			

*Plain Bore

551

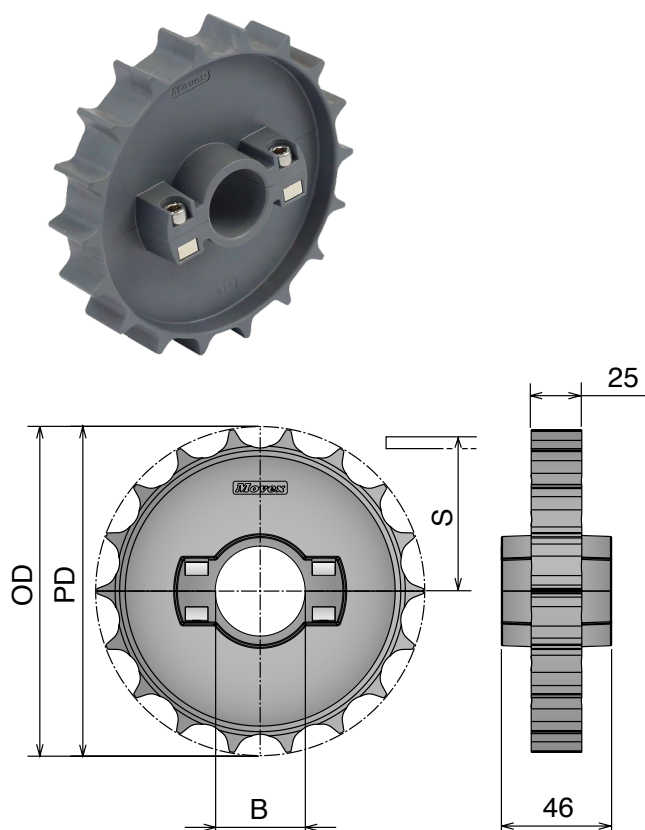
Ruota traino divisa, stampata

Split drive sprocket, molded / geteiltes Antriebskettenrad, gespritzt



Ruota rinvio divisa, stampata

Split idler sprocket, molded / geteiltes Umlenkrad, gespritzt



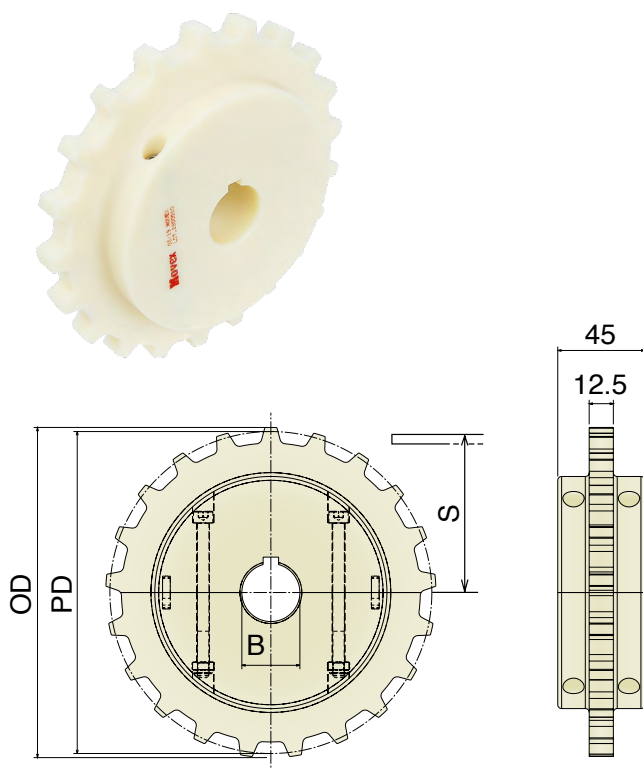
Part	Article-Nr.	Z-	Bore	PD	OD	S
1535	153501	14	25	114,2	113,5	50,7
1535	153502		30			
1535	153503		35			
1535	153504		40			
1535	153506		25* 25	□		
1535	153507		30* 30	□		
1535	153508		40* 40	□		
1536	153601	16	25	130,2	129,0	58,7
1536	153602		30			
1536	153603		35			
1536	153604		40			
1536	153606		25* 25	□		
1536	153607		30* 30	□		
1536	153608		40* 40	□		
1537	153701	18	25	146,3	145,3	66,7
1537	153702		30			
1537	153703		35			
1537	153704		40			
1537	153706		25* 25	□		
1537	153707		30* 30	□		
1537	153708		40* 40	□		
1538	153801	20	25	162,4	161,7	74,8
1538	153802		30			
1538	153803		35			
1538	153804		40			
1538	153806		25* 25	□		
1538	153807		30* 30	□		
1538	153808		40* 40	□		

Part	Article-Nr.	Z-	Bore	PD	OD	S
1535	153551	14	25	114,2	113,5	50,7
1535	153552		30			
1535	153553		35			
1535	153554		40			
1536	153651	16	25	130,2	129,0	58,7
1536	153652		30			
1536	153653		35			
1536	153654		40			
1537	153751	18	25	146,3	145,3	66,7
1537	153752		30			
1537	153753		35			
1537	153754		40			
1538	153851	20	25	162,4	161,7	74,8
1538	153852		30			
1538	153853		35			
1538	153854		40			

552

Ruota traino divisa, fresata

Split drive sprocket, machined / geteiltes Antriebskettenrad gefräst

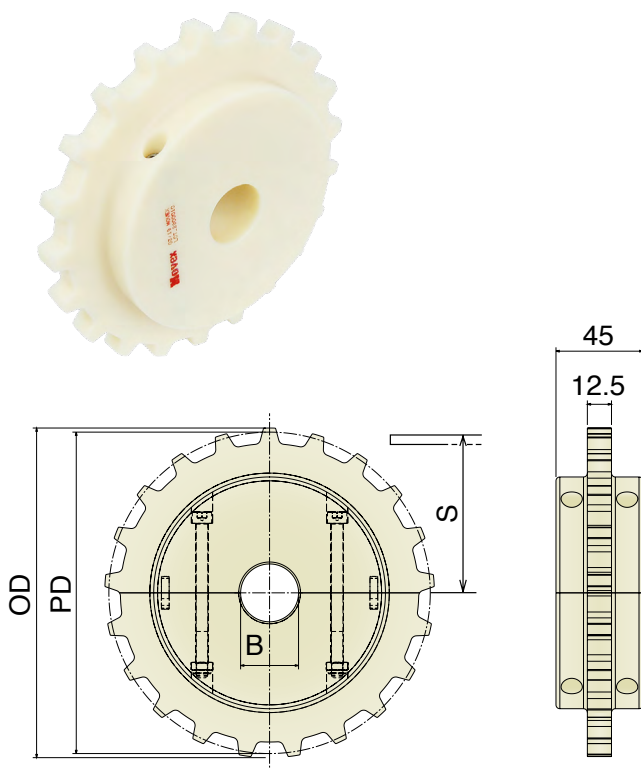


Part	Article-Nr.	Z-	Bore	PD	OD	S
1611	161101	16	25	130,2	130,6	58,7
1611	161102		30			
1611	161103		35			
1611	161104		40			
1611	161106		25* 25	□		
1611	161107		30* 30	□		
1611	161108		40* 40	□		
1612	161201	18	25	146,3	146,9	66,8
1612	161202		30			
1612	161203		35			
1612	161204		40			
1612	161206		25* 25	□		
1612	161207		30* 30	□		
1612	161208		40* 40	□		
1613	161301	21	25	170,4	170,7	78,8
1613	161302		30			
1613	161303		35			
1613	161304		40			
1613	161306		25* 25	□		
1613	161307		30* 30	□		
1613	161308		40* 40	□		
1614	161401	25	25	202,7	204,2	95,0
1614	161402		30			
1614	161403		35			
1613	161404		40			
1614	161406		25* 25	□		
1614	161407		30* 30	□		
1614	161408		40* 40	□		

552

Ruota rinvio divisa, fresata

Split idler sprocket, machined / geteiltes Umlenkrad, gefräst

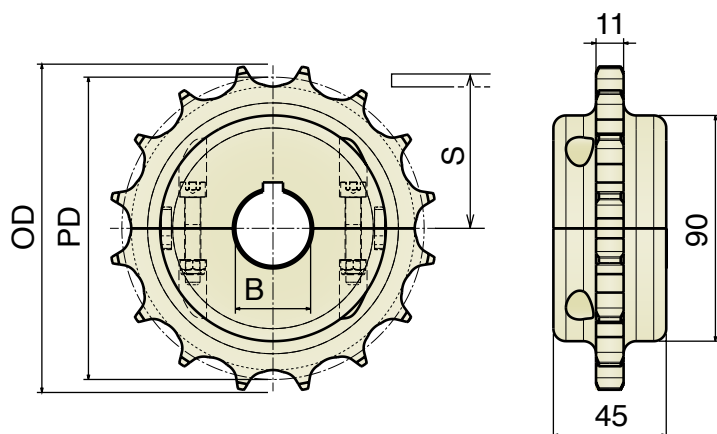


Part	Article-Nr.	Z-	Bore	PD	OD	S
1611	161150	16	18*	130,2	130,6	58,7
1611	161151		25			
1611	161152		30			
1611	161153		35			
1611	161154		40			
1612	161250	18	18*	146,3	146,9	66,8
1612	161251		25			
1612	161252		30			
1612	161253		35			
1612	161254		40			
1613	161350	21	18*	170,4	170,7	78,8
1613	161351		25			
1613	161352		30			
1613	161353		35			
1613	161354		40			
1614	161450	25	18*	202,7	204,2	95,0
1614	161451		25			
1614	161452		30			
1614	161453		35			
1614	161454		40			

260-261

Ruota traino divisa, fresata

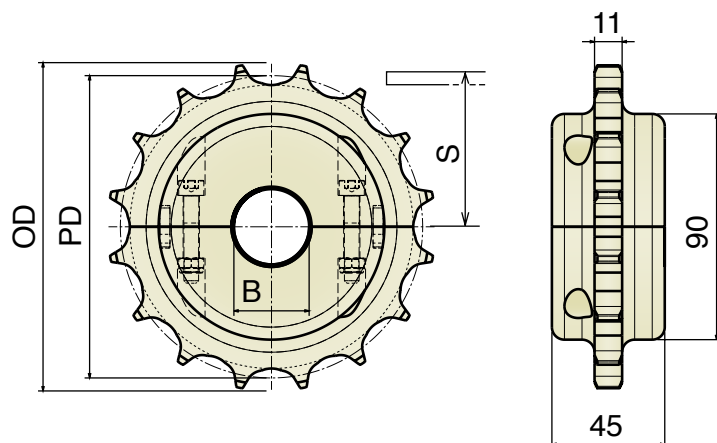
Split drive sprocket, machined / geteiltes Antriebskettenrad gefräst



Part	Article-Nr.	Z-	Bore	PD	OD	S
1541	154101	14	25	128,9	130,9	67,8
1541	154102		30			
1541	154103		35			
1541	154104		40			
1542	154201	18	25	144,8	146,8	75,7
1542	154202		30			
1542	154203		35			
1542	154204		40			
1543	154301	19	25	154,3	156,3	80,5
1543	154302		30			
1543	154303		35			
1543	154304		40			

Ruota rinvio divisa, fresata

Split idler sprocket, machined / geteiltes Umlenkrad, gefräst



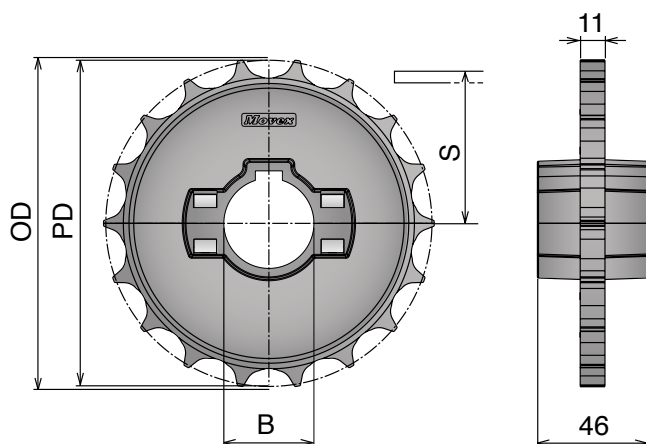
Part	Article-Nr.	Z-	Bore	PD	OD	S
1541	154150	16	18*	128,9	130,9	67,8
1541	154151		25			
1541	154152		30			
1541	154153		35			
1541	154154		40			
1542	154250	18	18*	144,8	146,8	75,7
1542	154251		25			
1542	154252		30			
1542	154253		35			
1542	154254		40			
1543	154350	19	18*	154,3	156,3	80,5
1543	154351		25			
1543	154352		30			
1543	154353		35			
1543	154354		40			

*Plain Bore

260-261

Ruota traino divisa, stampata

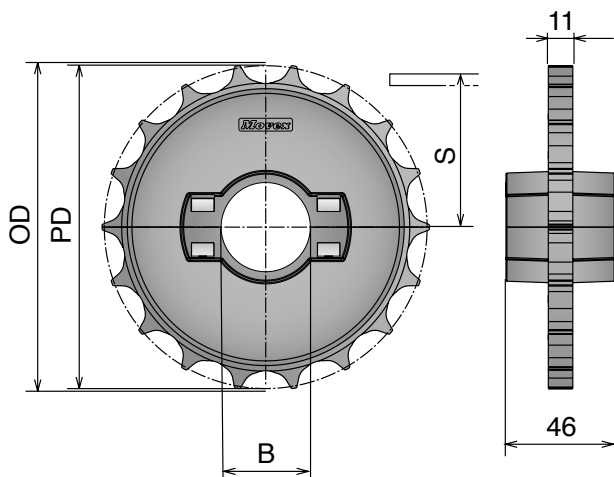
Split drive sprocket, molded / geteiltes Antriebskettenrad, gespritzt



Part	Article-Nr.	Z-	Bore	PD	OD	S
1545	154501	16	25	128,9	130,9	67,8
1545	154502		30			
1545	154503		35			
1545	154504		40			
1545	154506		25* 25	□		
1545	154507		30* 30	□		
1545	154508		40* 40	□		
1546	154601	18	25	144,8	146,8	75,7
1546	154602		30			
1546	154603		35			
1546	154604		40			
1546	154606		25* 25	□		
1546	154607		30* 30	□		
1546	154608		40* 40	□		
1547	154701	19	25	154,3	156,3	80,5
1547	154702		30			
1547	154703		35			
1547	154704		40			
1547	154706		25* 25	□		
1547	154707		30* 30	□		
1547	154708		40* 40	□		

Ruota rinvio divisa, stampata

Split idler sprocket, molded / geteiltes Umlenkrad, gespritzt

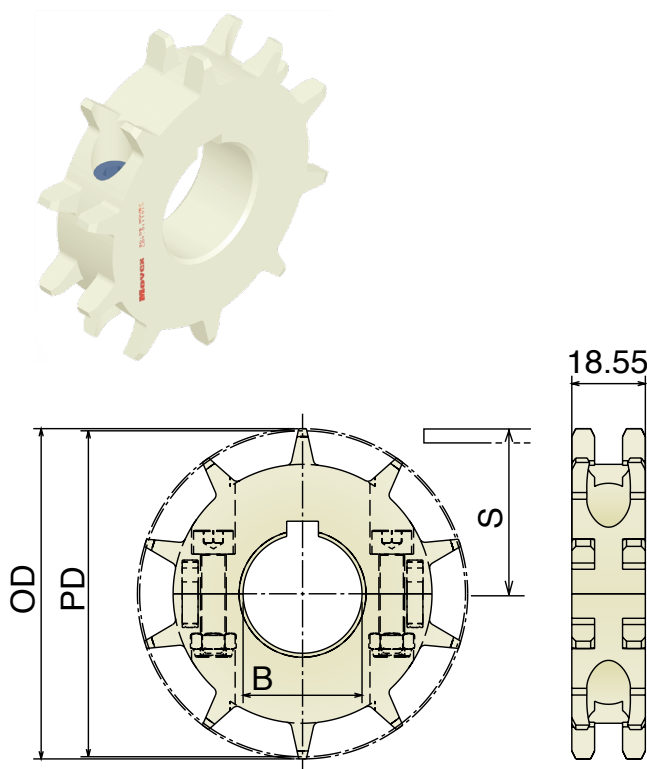


Part	Article-Nr.	Z-	Bore	PD	OD	S
1545	154551	16	25	128,9	130,9	67,8
1545	154552		30			
1545	154553		35			
1545	154554		40			
1546	154651	18	25	144,8	146,8	75,7
1546	154652		30			
1546	154653		35			
1546	154654		40			
1547	154751	19	25	154,3	156,3	80,5
1547	154752		30			
1547	154753		35			
1547	154754		40			

556

Ruota traino divisa, fresata

Split drive sprocket, machined / geteiltes Antriebskettenrad gefräst

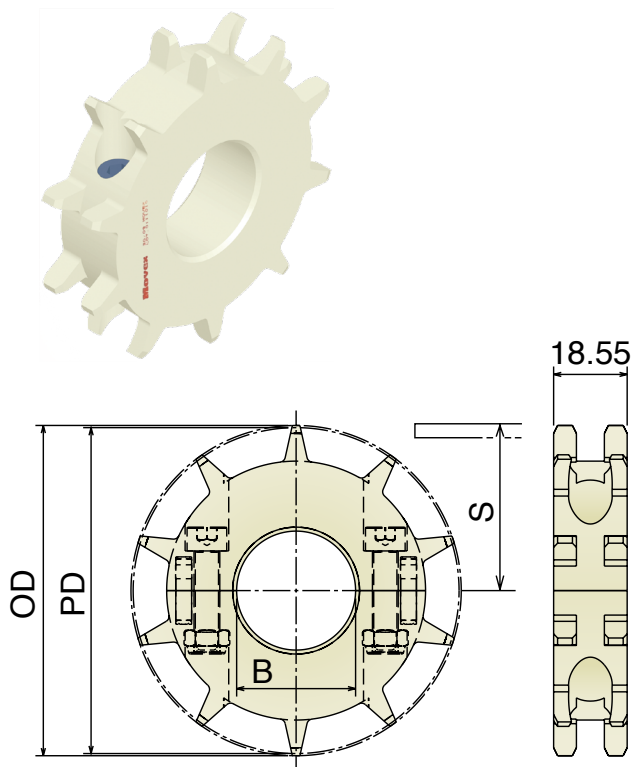


Part	Article-Nr.	Z-	Bore	PD	OD	S
1620	162001	10	25	82,2	83,3	33,0
1620	162002		30			
1620	162003E		35			
1620	162004E		40			
1620	162006		25* 25	□		
1620	162007		30* 30	□		
1620	162008E		40* 40	□		
1621	162101	12	25	98,1	100,0	41,0
1621	162102		30			
1621	162103E		35			
1621	162104E		40			
1621	162106		25* 25	□		
1621	162107		30* 30	□		
1621	162108E		40* 40	□		
1622	162201	15	25	122,2	124,3	53,0
1622	162202		30			
1622	162203E		35			
1622	162204E		40			
1622	162206		25* 25	□		
1622	162207		30* 30	□		
1622	162308E		40* 40	□		
1623	162301	18	25	146,3	147,8	65,0
1623	162302		30			
1623	162303E		35			
1623	162304E		40			
1623	162306		25* 25	□		
1623	162307		30* 30	□		
1623	162308E		40* 40	□		

556

Ruota rinvio divisa, fresata

Split idler sprocket, machined / geteiltes Umlenkrad, gefräst

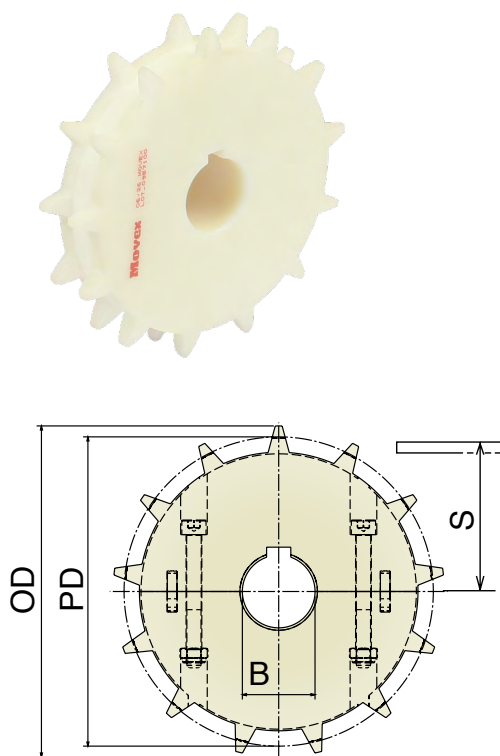


Part	Article-Nr.	Z-	Bore	PD	OD	S
1620	162050	10	18*	82,2	83,3	33,0
1620	162051		25			
1620	162052		30			
1620	162053		35			
1620	162054		40			
1621	162150	12	18*	98,1	100,0	41,0
1621	162151		25			
1621	162152		30			
1621	162153		35			
1621	162154		40			
1622	162250	15	18*	122,2	124,3	53,0
1622	162251		25			
1622	162252		30			
1622	162253		35			
1622	162254		40			
1623	162350	18	18*	146,3	147,8	65,0
1623	162351		25			
1623	162352		30			
1623	162353		35			
1623	162354		40			

600

Ruota traino divisa, fresata

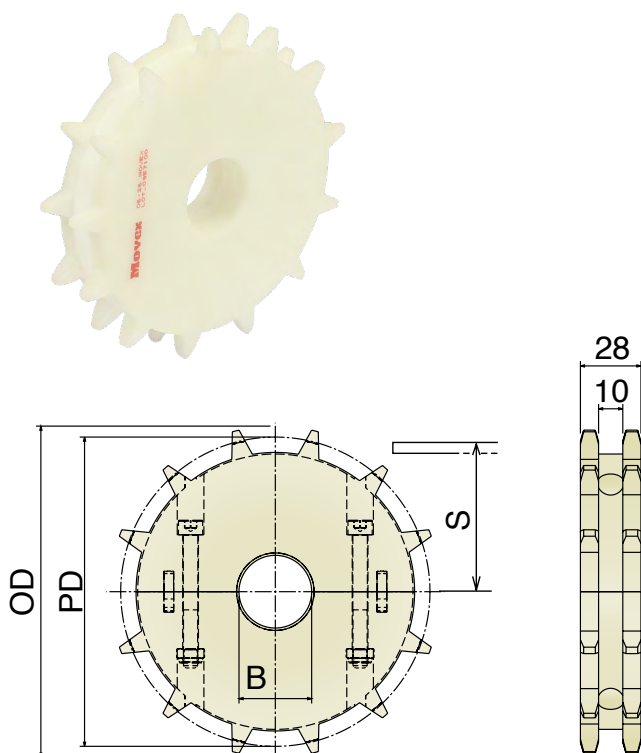
Split drive sprocket, machined / geteiltes Antriebskettenrad gefräst



Part	Article-Nr.	Z-	Bore	PD	OD	S
1571	157101	10	25	102,8	107,7	45,0
1571	157102		30			
1571	157103		35			
1571	157104		40			
1572	157201	13	25	132,7	138,8	60,0
1572	157202		30			
1572	157203		35			
1572	157204		40			
1573	157301	15	25	152,7	159,4	70,0
1573	157302		30			
1573	157303		35			
1573	157304		40			
1574	157401	16	25	162,8	169,6	75,0
1574	157402		30			
1574	157403		35			
1574	157404		40			

Ruota rinvio divisa, fresata

Split idler sprocket, machined / geteiltes Umlenkrad, gefräst



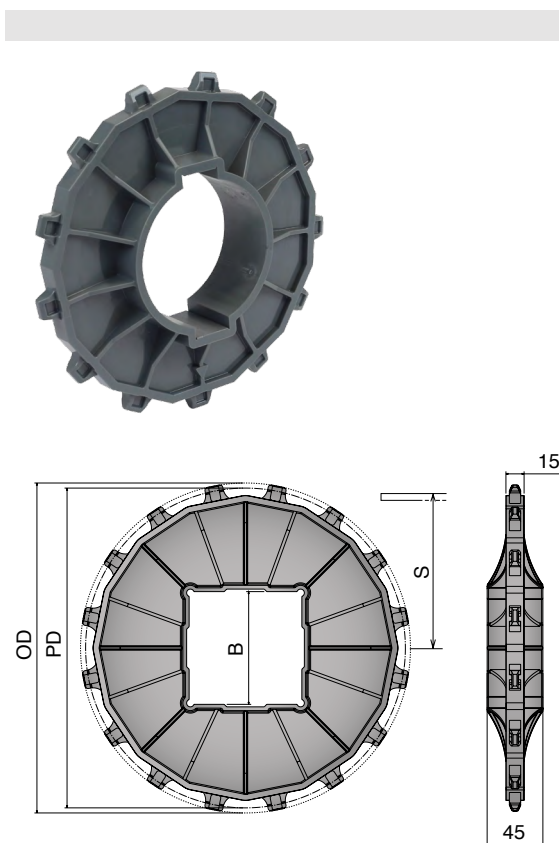
Part	Article-Nr.	Z-	Bore	PD	OD	S
1571	157150	10	18*	102,8	107,7	45,0
1571	157151		25			
1571	157152		30			
1571	157153		35			
1571	157154		40			
1572	157250	13	18*	132,7	138,8	60,0
1572	157251		25			
1572	157252		30			
1572	157253		35			
1572	157254		40			
1573	157350	15	18*	152,7	159,4	70,0
1573	157351		25			
1573	157352		30			
1573	157353		35			
1573	157354		40			
1574	157450	16	18*	162,8	169,6	75,0
1574	157451		25			
1574	157452		30			
1574	157453		35			
1574	157454		40			

*Plain Bore

500 RR

Ruota traino, stampata

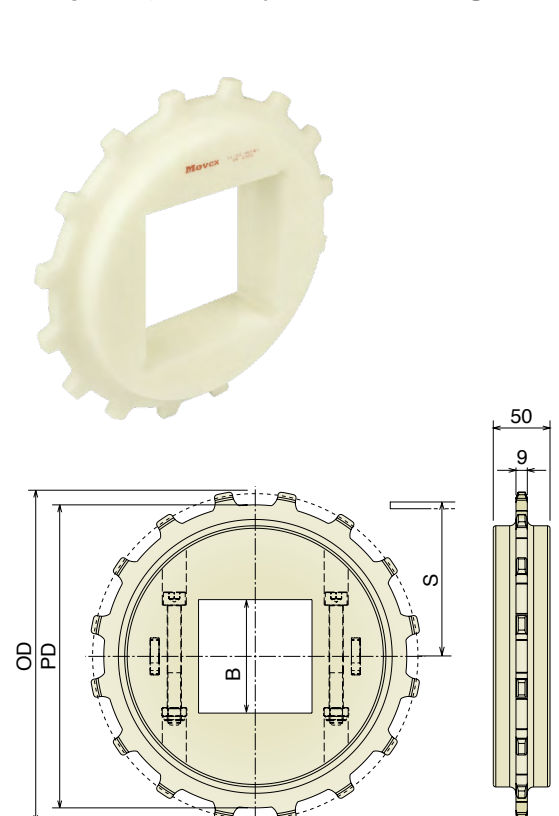
Drive sprocket, molded / Antriebskettenrad, gespritzt



Part	Article-Nr.	Z-	Bore	PD	OD	S
1551	155104	10	Ø40	164,4	163,1	74,2
1551	155105		Ø50			
1551	155106		40x40			
1551	155107		60x60			
1551	155108		65x65			
1552	155204	12	Ø40	196,3	196,3	90,1
1552	155206		40x40			
1552	155207		60x60			
1552	155208		65x65			
1553	155311	13	Ø65	212,3	209,0	98,1
1553	155310		Ø90			
1553	155306		40x40			
1553	155307		60x60			
1553	155308		65x65			
1553	155309		90x90			
1559	155910	16	Ø90	260,4	262,0	122,3
1559	155905		Ø2,5"			
1559	155908		65x65			
1559	155909		90x90			
1559	155912		120x120			

Ruota traino, fresata

Drive sprocket, machined / Antriebskettenrad gefräst



Part	Article-Nr.	Z-	Bore	PD	OD	S
1607	160704	10	Ø40	164,4	163,1	74,2
1607	160705		Ø50			
1607	160706		40x40			
1607	160707		60x60			
1607	160708		65x65			
1608	160804	12	Ø40	196,3	196,3	90,1
1608	160806		40x40			
1608	160807		60x60			
1608	160808		65x65			
1609	160911	13	Ø65	212,3	209,0	98,1
1609	160910		Ø90			
1609	160906		40x40			
1609	160907		60x60			
1609	160908		65x65			
1609	160909		90x90			
1610	161010	16	Ø90	260,4	262,0	122,3
1610	161005		Ø2,5"			
1610	161008		65x65			
1610	161009		90x90			
1610	161012		120x120			

BluLub è un nuovo materiale ad alte prestazioni composto da lubrificanti solidi di ultima generazione UHMW-PE. **BluLub** migliora il limite PV rispetto allo standard UHMW-PE, soprattutto nelle applicazioni dove la lubrificazione è limitata o assente e le velocità e/o i carichi sono elevati. **BluLub** ti fa consumare meno energia e con un basso coefficiente di attrito, migliora la stabilità del prodotto, l'usura della catene e de nastri modulari allungandone la vita utile.

BluLub is a new high-performance compounded UHMW-PE material with the latest generation of solid lubricants. **BluLub** contributes to improve PV-properties compared to standard UHMW-PE, especially in applications with limited lubrication, higher speeds and/or higher loads. **BluLub** requires less energy and with the lower coefficient of friction, improves the product stability and wear life of chains and modular belts.

BluLub ist ein neues High-Performance UHMW-PE Material mit der neuesten Generation von festen Schmierstoffen. **BluLub** trägt dazu bei die PV-Eigenschaften im Vergleich zu Standard-UHMW-PE zu verbessern, vor allem in Anwendungen mit begrenzter Schmierung, höheren Geschwindigkeiten und / oder höheren Lasten. Mit **BluLub** wird weniger Energie benötigt. Mit dem niedrigeren Reibungskoeffizienten, verbessert sich die Produktstabilität. Die Standzeiten von Ketten und Modulbändern werden erhöht.

Properties:

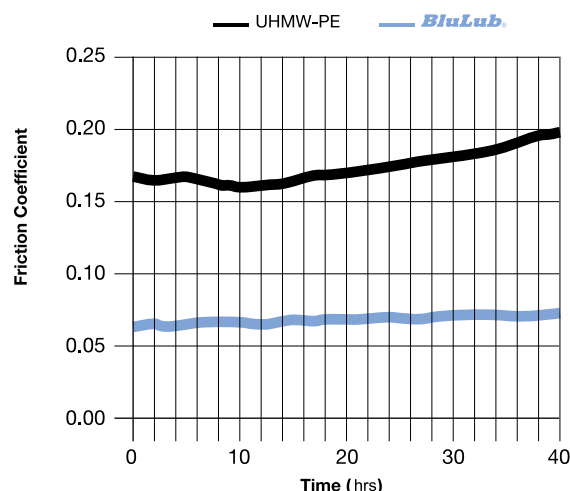
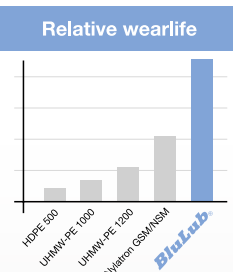
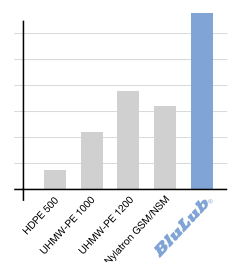
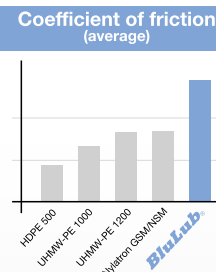
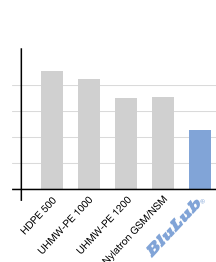
- UHMW-PE Polyethylene with molecular density 5,600,000 g/mol or 9,200,000 g/mol.
- Operating temperature: -40 to 176°F (-40 to + 80°C)
- BluLub complies with the Code of Federal Regulations of FDA

Advantages:

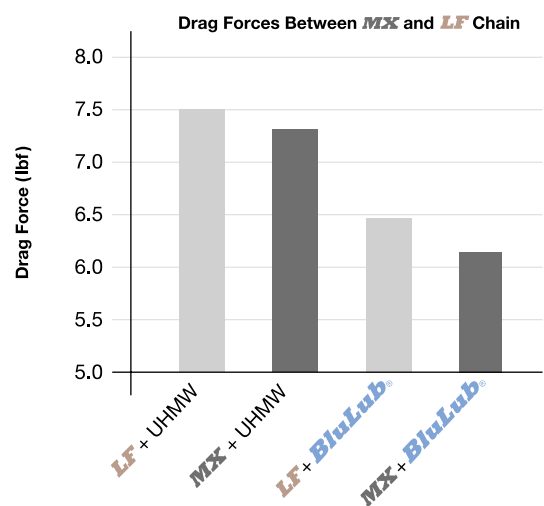
- Running dry
- High speed
- Reduced noise and squeaking
- Lower Coefficient of Friction
- Lower wear
- Less energy consumption
- Minimal moisture absorption
- Smooth and quite chain running

Vorteile

- Trockenlauf
- Hohe Geschwindigkeit
- Reduzierte Geräuschentwicklung und kein "Quietschen"
- Niedrigerer Reibwert
- Geringerer Verschleiß
- Weniger Energieverbrauch
- Minimale Feuchtigkeitsaufnahme
- Ruhiger Lauf der Kette








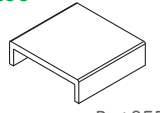
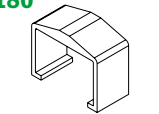
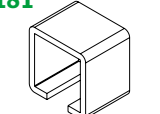
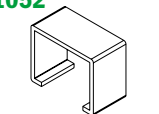
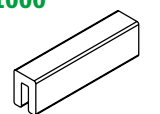
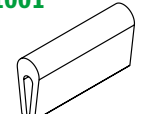
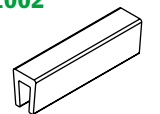
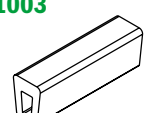
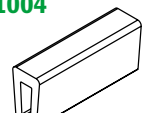
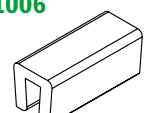
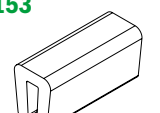
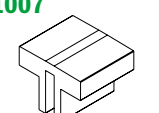

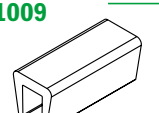
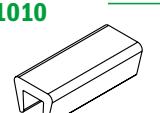
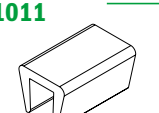
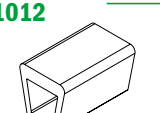
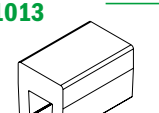
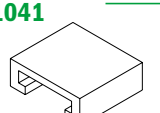


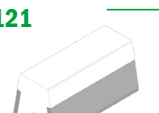
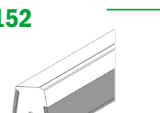
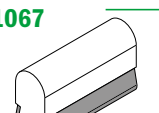





































Less Friction Compared to UHMW-PE

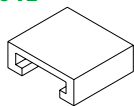
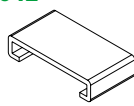
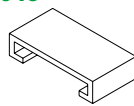
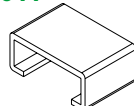
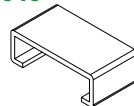
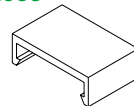
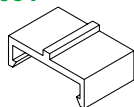




















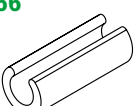












Chain / Wear Strip Configuration



101 Pag 240	102 Pag 240	176 Pag 240	103 Pag 241	104 Pag 241	179 Pag 241
175 Pag 241	1038 Pag 242	150 Pag 242	1058 Pag 242	174 Pag 242	1014 Pag 243
1015 Pag 243	1016 Pag 243	1017 Pag 243	1018 Pag 244	1019 Pag 244	1020 Pag 244
1021 Pag 245	1022 Pag 245	1023 Pag 245	1024 Pag 245	1025 Pag 246	1026 Pag 246
1027 Pag 246	1028 Pag 246	1046 Pag 246	1029 Pag 247	1030 Pag 247	1031 Pag 247
1032 Pag 247	1033 Pag 248	1034 Pag 248	1035 Pag 248	105 Pag 249	106 Pag 249
107 Pag 249	108 Pag 249	109 Pag 250	110 Pag 250	156 Pag 250	112 Pag 251
147 Pag 251	133 Pag 251	148 Pag 251	157 Pag 252	118 Pag 253	149 Pag 253

177  Pag 253	1059  Pag 254	178  Pag 254	111  Pag 254	1060  Pag 255	199  Pag 255
180  Pag 256	181  Pag 256	1052  Pag 256	1000  Pag 257	1001  Pag 257	1002  Pag 257
1003  Pag 257	1004  Pag 257	1006  Pag 258	153  Pag 258	1007  Pag 259	1008  Pag 259
1009  Pag 259	1010  Pag 260	1011  Pag 260	1012  Pag 260	1013  Pag 260	1041  Pag 261
119  Pag 262	120  Pag 262	121  Pag 262	152  Pag 262	1067  Pag 262	122  Pag 263
123  Pag 263	140  Pag 263	146  Pag 263	124  Pag 264	143  Pag 264	141  Pag 264
142  Pag 265	125  Pag 265	144  Pag 265	184  Pag 265	145  Pag 265	130  Pag 266
188  Pag 266	131  Pag 266	199  Pag 266	151  Pag 267	170  Pag 268	168  Pag 268
169  Pag 268	1036  Pag 268	1037  Pag 268	167  Pag 269	171  Pag 269	172  Pag 269
173  Pag 269	192  Pag 269	1062  Pag 269	163  Pag 270	160  Pag 270	161  Pag 270
162  Pag 270	164  Pag 270	165  Pag 270	154  Pag 271	155  Pag 271	134  Pag 271

1041  Pag 272	1042  Pag 272	1043  Pag 272	1044  Pag 273	1045  Pag 273	1053  Pag 273
1054  Pag 273	135  Pag 274	136  Pag 274	137  Pag 275	117  Pag 276	1055  Pag 276
159  Pag 276	1063  Pag 277	1064  Pag 277	158  Pag 278	158  Pag 278	182  Pag 279
1065  Pag 279	189  Pag 280	189  Pag 280	193  Pag 281	187  Pag 281	1056  Pag 282
1057  Pag 282	186  Pag 283	1061  Pag 283	166  Pag 284	1039  Pag 284	183  Pag 284
113  Pag 285	113  Pag 285	114  Pag 285	116  Pag 286	116  Pag 286	115  Pag 286



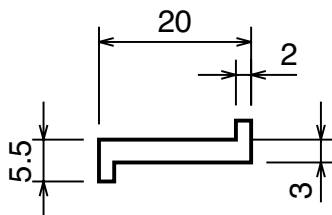

Material:

Polyethylene UHMW-PE with molecular density 5,600,000 g/mol
 Linear expansion coefficient: $1.1 \times 10^{-4} \text{ } ^\circ\text{F}^{-1}$ ($2 \times 10^{-4} \text{ } ^\circ\text{C}^{-1}$)
 Operating temperature: -40 to 176°F (-40 to +80°C)

101

Profilo "Z"
 Z-Profile / Z-Profil

On request available in white color



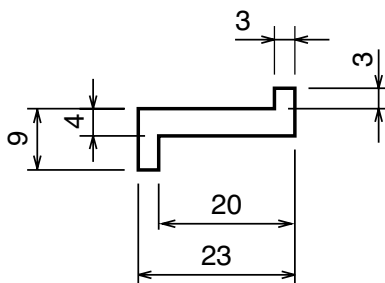

Part	Article-Nr.	Colour	Availability
101	10101	black	Stock item
101	10102	green	Stock item



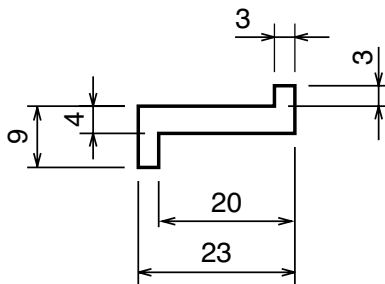

102

Profilo "Z" rinforzato
 Z-Profile reinforced / Z-Profil, verstärkt

On request available in white color



Part	Article-Nr.	Colour	Availability
102	10201	black	Stock item
102	10202	green	Stock item



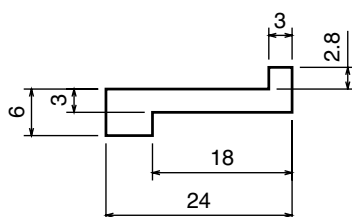

Part	Article-Nr.	Colour	Availability
102	10299B	BluLub	Stock item



176

Profilo "Z"
 Z-Profile / Z-Profil

On request available in white color



Part	Article-Nr.	Colour	Availability
176	17601	black	Stock item
176	17602	green	Stock item



Material:

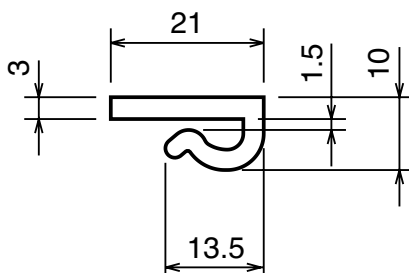

Polyethylene UHMW-PE with molecular density 5,600,000 g/mol
Linear expansion coefficient: $1.1 \times 10^{-4} \text{ } ^\circ\text{F}^{-1}$ ($2 \times 10^{-4} \text{ } ^\circ\text{C}^{-1}$)
Operating temperature: -40 to 176°F (-40 to +80°C)

103-104-179-175


Guide estruse / Extruded profiles / Extrudiertes Profil

103 Profilo Z-clip senza bordo Z-clip profile without nose / Z Profil ohne Nase

Fit on 2,5 to 3,5 mm

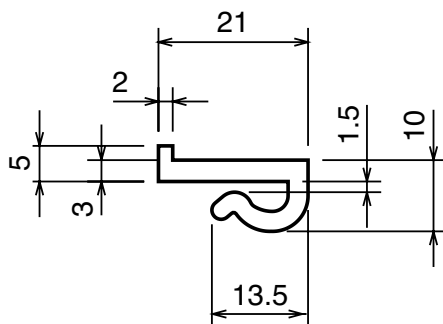



Part	Article-Nr.	Colour	Availability
103	10301	black	Stock item
103	10302	green	Stock item
103	10303	white	Stock item
103	10300B-30	BluLub	Stock item



104 Profilo Z-clip con bordo Z-clip profile with nose / Z Profil mit Nase

Fit on 2,5 to 3,5 mm

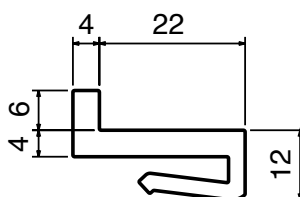



Part	Article-Nr.	Colour	Availability
104	10401	black	Stock item
104	10402	green	Stock item
104	10403	white	Stock item



179 Profilo Z-clip con bordo Z-clip profile with nose / Z Profil mit Nase

On request available in white color | Fit on 2,5 to 3,5 mm

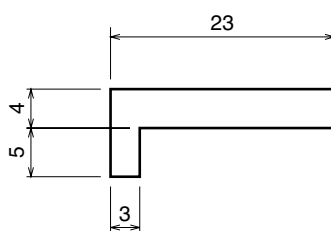



Part	Article-Nr.	L	Colour	Availability
179	17901C	3 m	black	Stock item
179	17901	6 m	black	On request
179	17902C	3 m	green	Stock item
179	17902	6 m	green	On request
179	17902-60	60 m	green	Stock item



175 Profilo "L" L-Profile / L-Profil

On request available in white color



Part	Article-Nr.	Colour	Availability
175	17501	black	Stock item
175	17502	green	Stock item



Material:

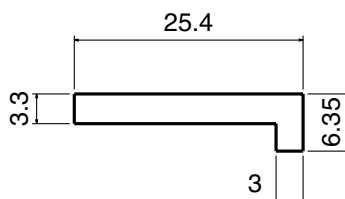
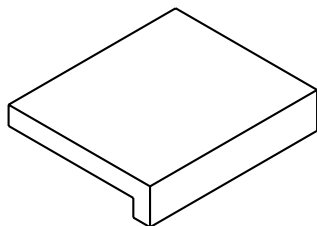
Polyethylene UHMW-PE with molecular density 5,600,000 g/mol

Linear expansion coefficient: $1.1 \times 10^{-4} \text{ } ^\circ\text{F}^{-1}$ ($2 \times 10^{-4} \text{ } ^\circ\text{C}^{-1}$)

Operating temperature: -40 to 176°F (-40 to +80°C)

1038

Profilo "L"
L-Profile / L-Profil



Part	Article-Nr.	L	Colour	Availability
1038	103803	60 m	white	On request

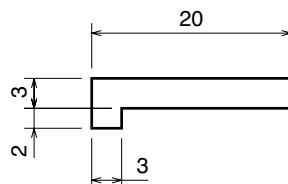

**NORTH
AMERICA
STANDARD**



150

Profilo "L"
L-Profile / L-Profil

On request available in white color

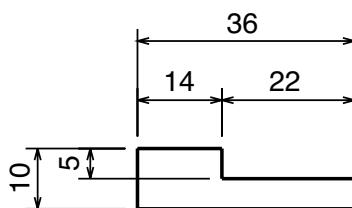



Part	Article-Nr.	Colour	Availability
150	15001	black	Stock item
150	15002	green	Stock item



1058

Profilo "L"
L-Profile / L-Profil

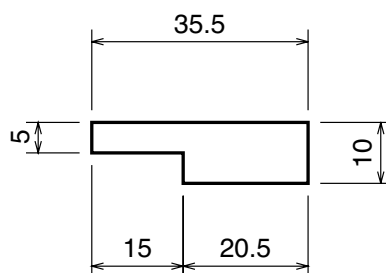



Part	Article-Nr.	L	Colour	Availability
1058	105801C	3 m	black	Stock item
1058	105801	6 m	black	On request
1058	105802C	3 m	green	Stock item
1058	105802	6 m	green	On request

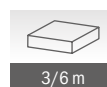
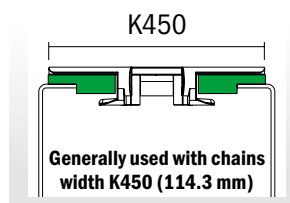
174

Profilo "L"
L-Profile / L-Profil

On request available in white color



Part	Article-Nr.	L	Colour	Availability
174	17401C	3 m	black	Stock item
174	17401	6 m	black	On request
174	17402C	3 m	green	Stock item
174	17402	6 m	green	On request



Material:

Polyethylene UHMW-PE with molecular density 5,600,000 g/mol
Linear expansion coefficient: $1.1 \times 10^{-4} \text{ } ^\circ\text{F}^{-1}$ ($2 \times 10^{-4} \text{ } ^\circ\text{C}^{-1}$)
Operating temperature: -40 to 176°F (-40 to +80°C)

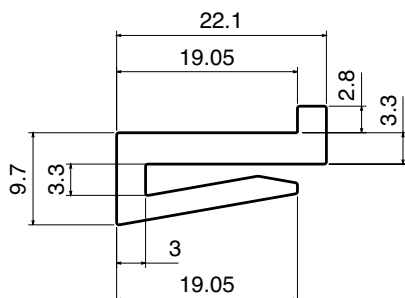
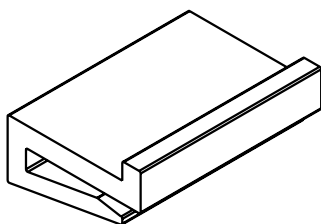
1014-1015-1016-1017

Guide estruse / Extruded profiles / Extrudiertes Profil

1014

Profilo J-Leg 19.05
J-Leg Profile 19.05 / J Profil mit Nase 19.05

Fit on 3 mm



Part	Article-Nr.	L	Colour	Availability
1014	101403C	3 m	white	On request
1014	101403	6 m	white	On request

**NORTH
AMERICA
STANDARD**

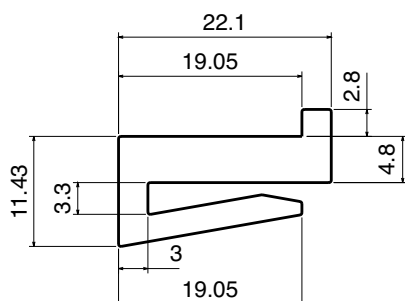
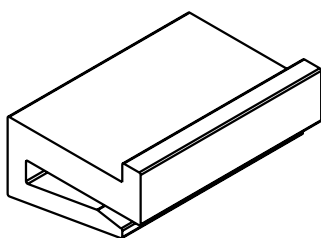


3/6 m

1015

Profilo J-Leg 19.05
J-Leg Profile 19.05 / J Profil mit Nase 19.05

Fit on 3 mm



Part	Article-Nr.	L	Colour	Availability
1015	101503C	3 m	white	On request
1015	101503	6 m	white	On request

**NORTH
AMERICA
STANDARD**

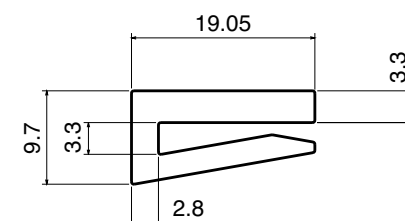
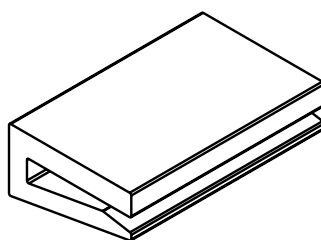


3/6 m

1016

Profilo J-Leg 19.05
J-Leg Profile 19.05 / J Profil mit Nase 19.05

Fit on 3 mm



Part	Article-Nr.	L	Colour	Availability
1016	101603C	3 m	white	On request
1016	101603	6 m	white	On request
1016	101603-30	30 m	white	On request

**NORTH
AMERICA
STANDARD**



30 m

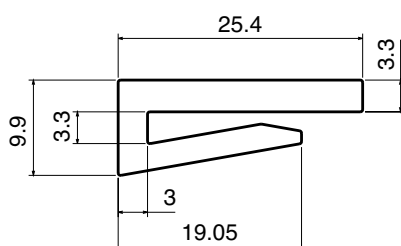
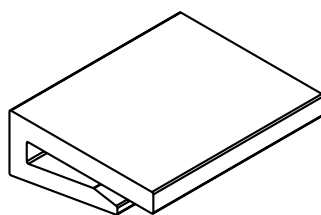


3/6 m

1017

Profilo J-Leg 25.4
J-Leg Profile 25.4 / J Profil 25.4

Fit on 3 mm



Part	Article-Nr.	L	Colour	Availability
1017	101703C	3 m	white	On request
1017	101703	6 m	white	On request
1017	101703-30	30 m	white	On request

**NORTH
AMERICA
STANDARD**



30 m



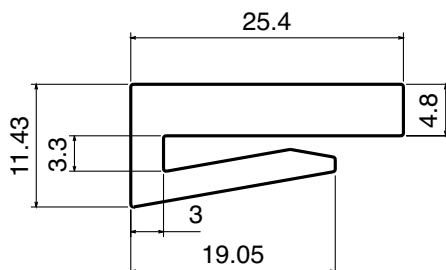
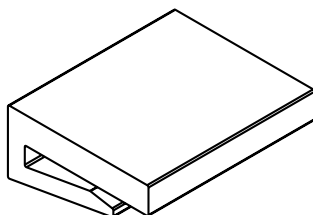
3/6 m

Material:

Polyethylene UHMW-PE with molecular density 5,600,000 g/mol
Linear expansion coefficient: $1.1 \times 10^{-4} \text{ } ^\circ\text{F}^{-1}$ ($2 \times 10^{-4} \text{ } ^\circ\text{C}^{-1}$)
Operating temperature: -40 to 176°F (-40 to +80°C)

1018 Profilo J-Leg 25.4 J-Leg Profile 25.4 / J Profil 25.4

Fit on 3 mm



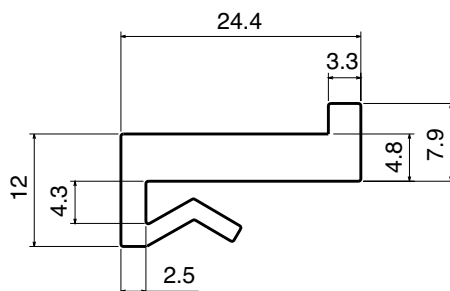
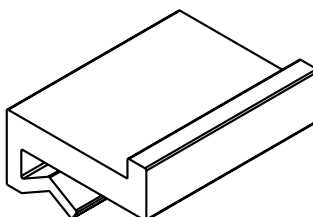
Part	Article-Nr.	L	Colour	Availability
1018	101803C	3 m	white	On request
1018	101803	6 m	white	On request

**NORTH
AMERICA
STANDARD**



1019 Profilo J-Leg 25.4 J-Leg Profile 25.4 / J Profil 25.4

Fit on 3 mm



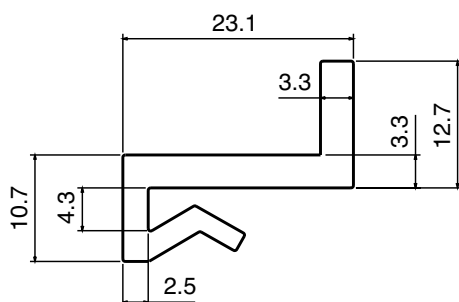
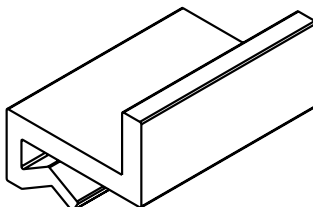
Part	Article-Nr.	L	Colour	Availability
1019	101903C	3 m	white	On request
1019	101903	6 m	white	On request

**NORTH
AMERICA
STANDARD**



1020 Profilo J-Leg 25.4 J-Leg Profile 25.4 / J Profil 25.4

Fit on 3 mm



Part	Article-Nr.	L	Colour	Availability
1020	102003C	3 m	white	On request
1020	102003	6 m	white	On request

**NORTH
AMERICA
STANDARD**



Material:

Polyethylene UHMW-PE with molecular density 5,600,000 g/mol
Linear expansion coefficient: $1.1 \times 10^{-4} \text{ } ^\circ\text{F}^{-1}$ ($2 \times 10^{-4} \text{ } ^\circ\text{C}^{-1}$)
Operating temperature: -40 to 176°F (-40 to +80°C)

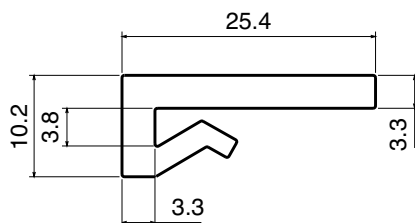
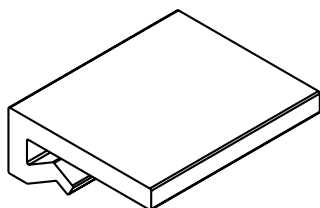
1021-1022-1023-1024

Guide estruse / Extruded profiles / Extrudiertes Profil

1021

Profilo J-Leg 25.4
J-Leg Profile 25.4 / J Profil 25.4

Fit on 3 mm



Part	Article-Nr.	L	Colour	Availability
1021	102103C	3 m	white	On request
1021	102103	6 m	white	On request
1021	102103-30	30 m	white	On request
1021	102103-75	75 m	white	On request

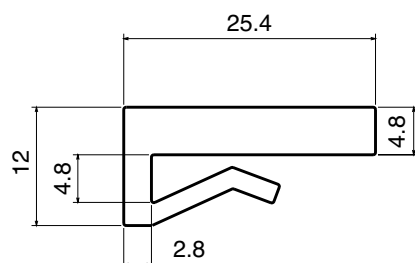
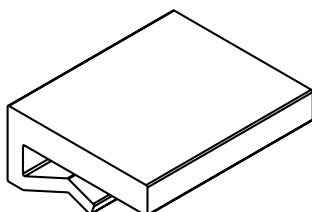
**NORTH
AMERICA
STANDARD**



1022

Profilo J-Leg 25.4
J-Leg Profile 25.4 / J Profil 25.4

Fit on 3 mm



Part	Article-Nr.	L	Colour	Availability
1022	102203C	3 m	white	On request
1022	102203	6 m	white	On request
1022	102203-30	30 m	white	On request

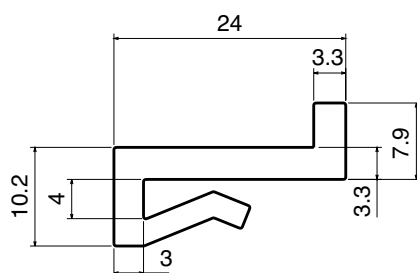
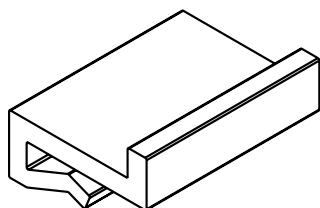
**NORTH
AMERICA
STANDARD**



1023

Profilo J-Leg 25.4
J-Leg Profile 25.4 / J Profil 25.4

Fit on 3 mm



Part	Article-Nr.	L	Colour	Availability
1023	102303C	3 m	white	On request
1023	102303	6 m	white	On request

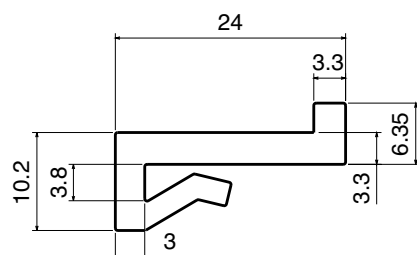
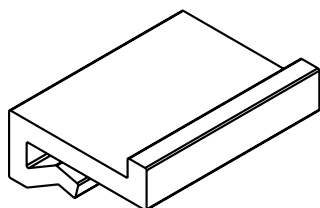
**NORTH
AMERICA
STANDARD**



1024

Profilo J-Leg 25.4
J-Leg Profile 25.4 / J Profil 25.4

Fit on 3 mm



Part	Article-Nr.	L	Colour	Availability
1024	102403C	3 m	white	On request
1024	102403	6 m	white	On request
1024	102403-30	30 m	white	On request
1024	102402	6 m	green	On request

**NORTH
AMERICA
STANDARD**

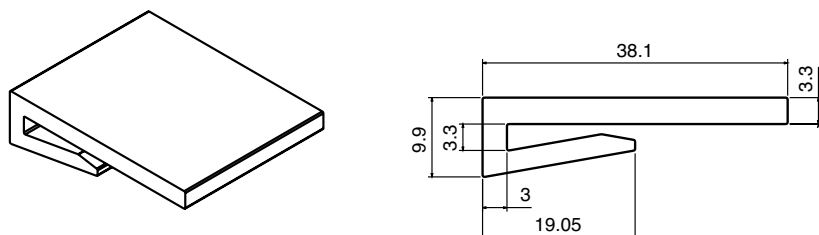


Material:

Polyethylene UHMW-PE with molecular density 5,600,000 g/mol
Linear expansion coefficient: $1.1 \times 10^{-4} \text{ } ^\circ\text{F}^{-1}$ ($2 \times 10^{-4} \text{ } ^\circ\text{C}^{-1}$)
Operating temperature: -40 to 176°F (-40 to +80°C)

1025 Profilo J-Leg 38.1 J-Leg Profile 38.1 / J Profil 38.1

Fit on 3 mm



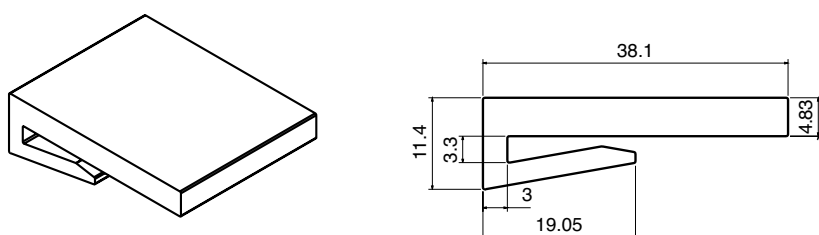
Part	Article-Nr.	L	Colour	Availability
1025	102503C	3 m	white	On request
1025	102503	6 m	white	On request
1025	102503-30	30 m	white	On request

**NORTH
AMERICA
STANDARD**



1026 Profilo J-Leg 38.1 J-Leg Profile 38.1 / J Profil 38.1

Fit on 3 mm



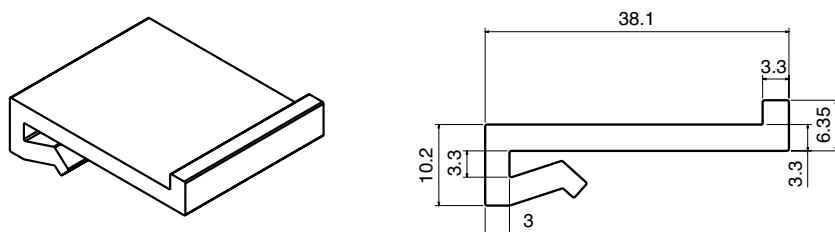
Part	Article-Nr.	L	Colour	Availability
1026	102603C	3 m	white	On request
1026	102603	6 m	white	On request

**NORTH
AMERICA
STANDARD**



1027 Profilo J-Leg 38.1 J-Leg Profile 38.1 / J Profil mit Nase 38.1

Fit on 3 mm



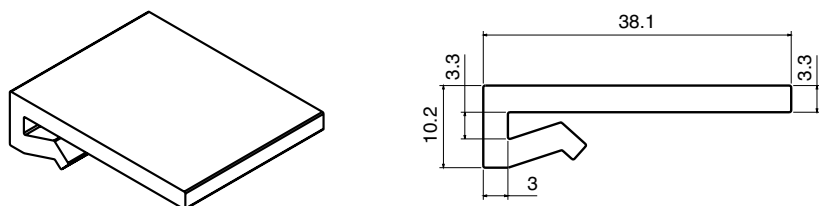
Part	Article-Nr.	L	Colour	Availability
1027	102703C	3 m	white	On request
1027	102703	6 m	white	On request

**NORTH
AMERICA
STANDARD**



1028 Profilo J-Leg 38.1 J-Leg Profile 38.1 / J Profil 38.1

Fit on 3 mm



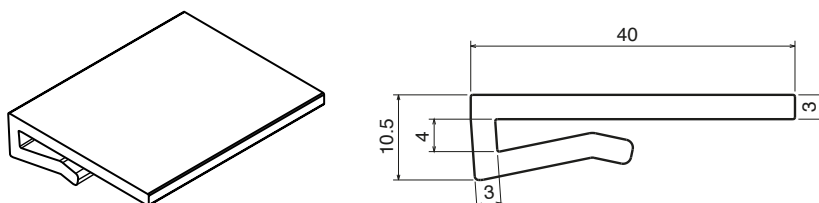
Part	Article-Nr.	L	Colour	Availability
1028	102803C	3 m	white	On request
1028	102803	6 m	white	On request

**NORTH
AMERICA
STANDARD**



1046 Profilo J-Leg 40 J-Leg Profile 40 / J Profil 40

Fit on 3 mm



Part	Article-Nr.	L	Colour	Availability
1046	104602C	3 m	green	On request
1046	104603C	3 m	white	On request



Material:

Polyethylene UHMW-PE with molecular density 5,600,000 g/mol
Linear expansion coefficient: $1.1 \times 10^{-4} \text{ }^{\circ}\text{F}^{-1}$ ($2 \times 10^{-4} \text{ }^{\circ}\text{C}^{-1}$)
Operating temperature: -40 to 176°F (-40 to +80°C)

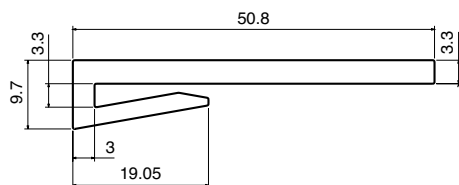
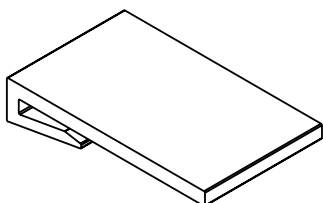
1029-1030-1031-1032

Guide estruse / Extruded profiles / Extrudiertes Profil

1029

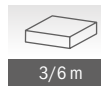
Profilo J-Leg 50.8
J-Leg Profile 50.8 / J Profil 50.8

Fit on 3 mm



Part	Article-Nr.	L	Colour	Availability
1029	102903C	3 m	white	On request
1029	102903	6 m	white	On request

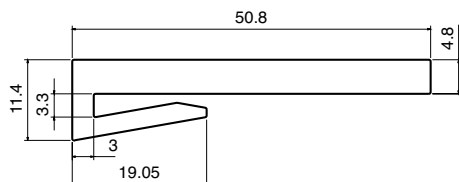
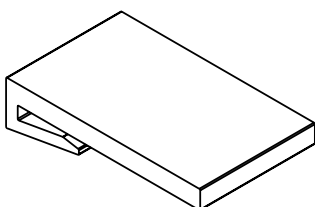
**NORTH
AMERICA
STANDARD**



1030

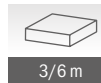
Profilo J-Leg 50.8
J-Leg Profile 50.8 / J Profil 50.8

Fit on 3 mm



Part	Article-Nr.	L	Colour	Availability
1030	103003C	3 m	white	On request
1030	103003	6 m	white	On request

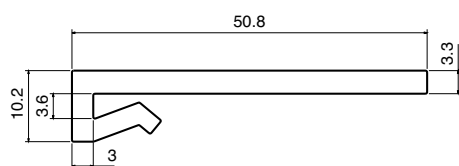
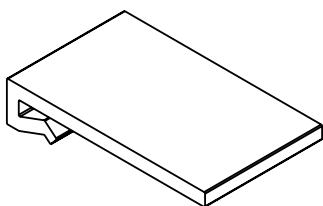
**NORTH
AMERICA
STANDARD**



1031

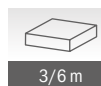
Profilo J-Leg 50.8
J-Leg Profile 50.8 / J Profil 50.8

Fit on 3 mm



Part	Article-Nr.	L	Colour	Availability
1031	103103C	3 m	white	On request
1031	103103	6 m	white	On request

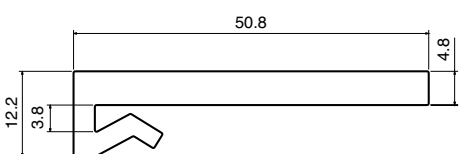
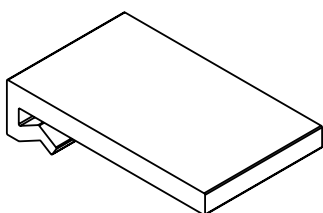
**NORTH
AMERICA
STANDARD**



1032

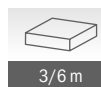
Profilo J-Leg 50.8
J-Leg Profile 50.8 / J Profil 50.8

Fit on 3 mm



Part	Article-Nr.	L	Colour	Availability
1032	103203C	3 m	white	On request
1032	103203	6 m	white	On request

**NORTH
AMERICA
STANDARD**



Material:


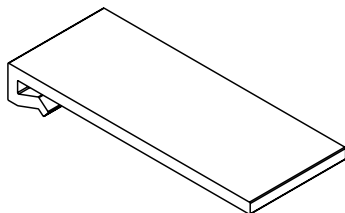
Polyethylene UHMW-PE with molecular density 5,600,000 g/mol
Linear expansion coefficient: $1.1 \times 10^{-4} \text{ }^{\circ}\text{F}^{-1}$ ($2 \times 10^{-4} \text{ }^{\circ}\text{C}^{-1}$)
Operating temperature: -40 to 176°F (-40 to +80°C)

1033

Profilo J-Leg 76.2
J-Leg Profile 76.2 / J Profil 76.2

Fit on 3 mm

Part	Article-Nr.	L	Colour	Availability
1033	103303C	3 m	white	On request
1033	103303	6 m	white	On request



**NORTH
AMERICA
STANDARD**

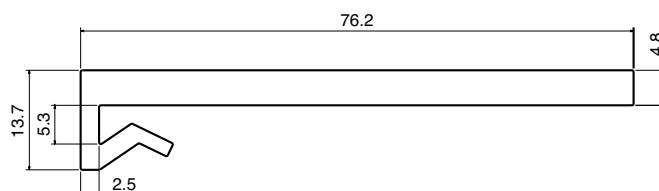
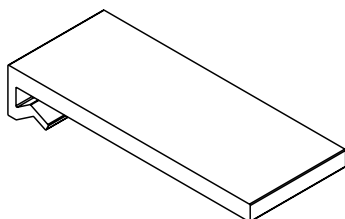


1034

Profilo J-Leg 76.2
J-Leg Profile 76.2 / J Profil 76.2

Fit on 3 mm

Part	Article-Nr.	L	Colour	Availability
1034	103403C	3 m	white	On request
1034	103403	6 m	white	On request



**NORTH
AMERICA
STANDARD**


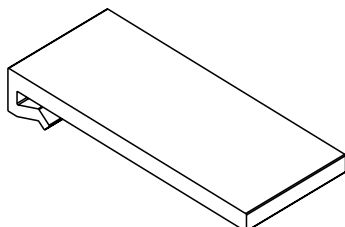


1035

Profilo J-Leg 73
J-Leg Profile 73 / J Profil 73

Fit on 3 mm

Part	Article-Nr.	L	Colour	Availability
1035	103503C	3 m	white	On request
1035	103503	6 m	white	On request



**NORTH
AMERICA
STANDARD**



Material:

Polyethylene UHMW-PE with molecular density 5,600,000 g/mol
Linear expansion coefficient: $1.1 \times 10^{-4} \text{ } ^\circ\text{F}^{-1}$ ($2 \times 10^{-4} \text{ } ^\circ\text{C}^{-1}$)
Operating temperature: -40 to 176°F (-40 to +80°C)


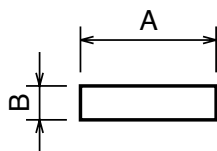

105-106-107-108

Guide estruse / Extruded profiles / Extrudiertes Profil

105

Profilo piatto
Flat profile / Flachprofil

On request available in white color

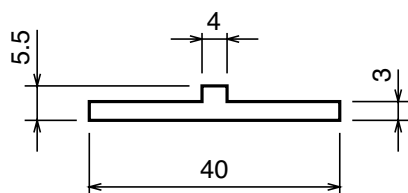



Part	Article-Nr.	A	B	Colour	Availability
105	10501	20	3	black	Stock item
105	10502	20	3	green	Stock item
105	10503	20	5	black	Stock item
105	10504	20	5	green	Stock item
105	10595	25	3	green	Stock item
105	10592	30	3	green	On request
105	10594	30	5	green	On request
105	10596	40	3	green	Stock item
105	10597	50	3	green	On request
105	10505	60	3	black	Stock item
105	10506	60	3	green	Stock item
105	10507	70	3	black	Stock item
105	10508	70	3	green	Stock item
105	10509	100	3	black	On request
105	10510	100	3	green	Stock item

106

Profilo guida catena
Flat profile with nose / Flachprofil mit Nase

On request available in white color



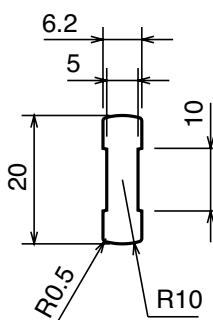

Part	Article-Nr.	Colour	Availability
106	10601	black	Stock item
106	10602	green	Stock item



107

Profilo guida catena
Wear strip / Rückführleiste

On request available in white color



Part	Article-Nr.	Colour	Availability
107	10701	black	Stock item
107	10702	green	Stock item



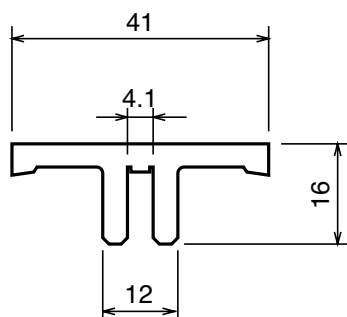

Supports Available:
PART 230-231
Pag 298



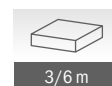
108

Profilo T
T-profile / T-Profil

On request available in white color | Fit on 4 mm



Part	Article-Nr.	L	Colour	Availability
108	10801C	3 m	black	Stock item
108	10801	6 m	black	On request
108	10802C	3 m	green	Stock item
108	10802	6 m	green	On request



Material:

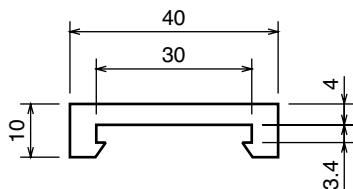

Polyethylene UHMW-PE with molecular density 5,600,000 g/mol

Linear expansion coefficient: $1.1 \times 10^{-4} \text{ } ^\circ\text{F}^{-1}$ ($2 \times 10^{-4} \text{ } ^\circ\text{C}^{-1}$)


Operating temperature: -40 to 176°F (-40 to +80°C)

109

Profilo clip-on guida catena
Flat clip-on wear strip / U-Profil Clip-on



Part	Article-Nr.	L	Colour	Availability
109	10901C	3 m	black	Stock item
109	10901	6 m	black	On request
109	10902C	3 m	green	Stock item
109	10902	6 m	green	On request
109	10901BC	3 m	BluLub	Stock item
109	10901B	6 m	BluLub	On request
109	10903C	3 m	white	Stock item
109	10903	6 m	white	Stock item
109	10901B-30	30 m	BluLub	On request



BluLub VERSION



3/6 m

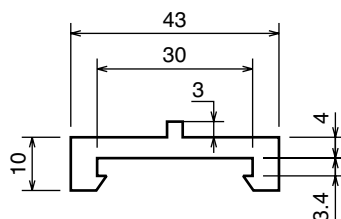



30 m

110

Profilo clip-on guida catena con bordo
Flat clip-on wear strip with nose / U-Profil Clip-on mit Nase

On request available in white color



Part	Article-Nr.	L	Colour	Availability
110	11001C	3 m	black	Stock item
110	11001	6 m	black	On request
110	11002C	3 m	green	Stock item
110	11002	6 m	green	On request

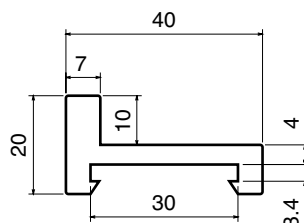



3/6 m

156

Profilo clip-on guida tappeto
Clip-on wear strip for belt / Clip-on m. Seitenführung

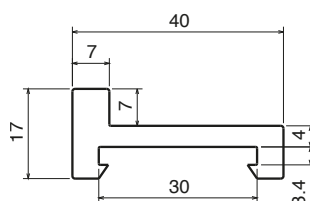

On request available in white color



Part	Article-Nr.	L	Colour	Availability
156	15601C	3 m	black	Stock item
156	15601	6 m	black	On request
156	15602C	3 m	green	Stock item
156	15602	6 m	green	On request



3/6 m



Part	Article-Nr.	L	Colour	Availability
156	15699C	3 m	green	On request



3 m

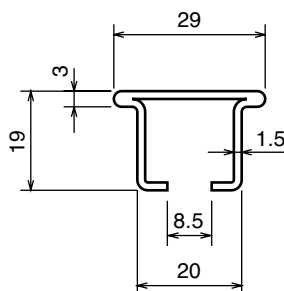
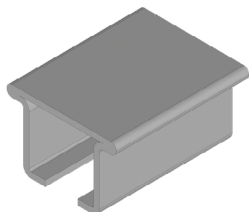
Material:

Polyethylene UHMW-PE with molecular density 5,600,000 g/mol
Linear expansion coefficient: $1.1 \times 10^{-4} \text{ } ^\circ\text{F}^{-1}$ ($2 \times 10^{-4} \text{ } ^\circ\text{C}^{-1}$)
Operating temperature: -40 to 176°F (-40 to +80°C)

112-147-133-148

Guide estruse / Extruded profiles / Extrudiertes Profil

112 Profilo Profile / Profil

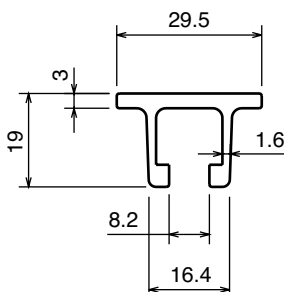



Part	Article-Nr.	L	Material	Availability
112	11201C	3 m	AISI 304	Stock item
112	11201	6 m	AISI 304	On request
112	11202C	3 m	AISI 430	Stock item
112	11202	6 m	AISI 430	On request

Assembly with
accessories at
pages 285-286



147 Profilo in alluminio Aluminum profile / Aluminium-Profil

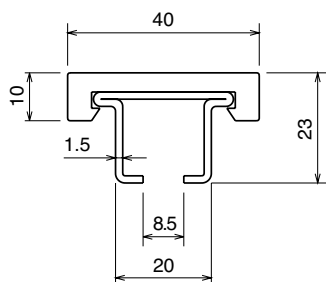



Part	Article-Nr.	L	Material	Availability
147	14701C	3 m	Aluminium	Stock item
147	14701	6 m	Aluminium	On request



133 Profilo assemblato clip-on Profile assembled clip-on / Profile montiert clip-on

On request available in white color

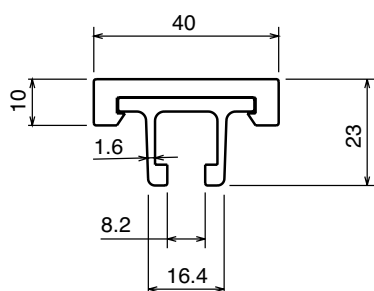



Part	Article-Nr.	L	Material	Colour	Availability
133	13301C	3 m	AISI 304	green	Stock item
133	13301	6 m	AISI 304	green	On request
133	13302C	3 m	AISI 430	green	Stock item
133	13302	6 m	AISI 430	green	On request
133	13303C	3 m	AISI 304	black	Stock item
133	13303	6 m	AISI 304	black	On request
133	13304C	3 m	AISI 430	black	Stock item
133	13304	6 m	AISI 430	black	On request
133	13305BC	3 m	AISI 304	BluLub	Stock item
133	13305B	6 m	AISI 304	BluLub	On request
133	13306BC	3 m	AISI 430	BluLub	Stock item
133	13306B	6 m	AISI 430	BluLub	On request

Assembly with
accessories at
pages 285-286



148 Profilo assemblato clip-on Profile assembled clip-on / Profile montiert clip-on



Part	Article-Nr.	L	Material	Colour	Availability
148	14801C	3 m	Aluminium	green	Stock item
148	14801	6 m	Aluminium	green	On request
148	14801BC	3 m	Aluminium	BluLub	Stock item
148	14801B	6 m	Aluminium	BluLub	On request
148	14802C	3 m	Aluminium	black	Stock item
148	14802	6 m	Aluminium	black	On request
148	14803C	3 m	Aluminium	white	Stock item



Material:

Polyethylene UHMW-PE with molecular density 5,600,000 g/mol

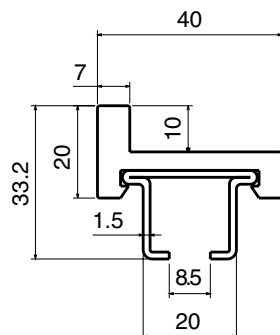

Linear expansion coefficient: $1.1 \times 10^{-4} \text{ } ^\circ\text{F}^{-1}$ ($2 \times 10^{-4} \text{ } ^\circ\text{C}^{-1}$)

Operating temperature: -40 to 176°F (-40 to +80°C)

Profilo guida tappeto assemblato

Wear strip assembled for belt / Gleitleiste für mattenketten kpl montiert

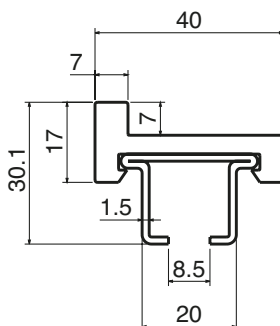

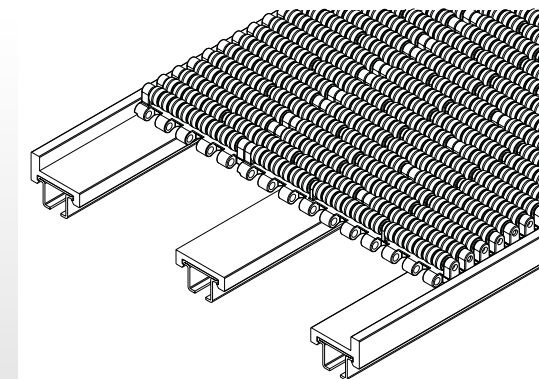
On request available in white color



Part	Article-Nr.	L	Material	Colour	Availability
157	15701C	3 m	AISI 304	green	Stock item
157	15701	6 m	AISI 304	green	On request
157	15702C	3 m	AISI 430	green	Stock item
157	15702	6 m	AISI 430	green	On request

Assembly with
accessories at
pages 285-286

3/6 m



Part	Article-Nr.	L	Material	Colour	Availability
157	15799C	3 m	AISI 304	green	On request



3 m

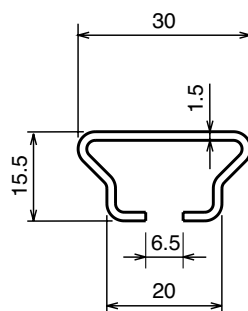

Material:

Polyethylene UHMW-PE with molecular density 5,600,000 g/mol
Linear expansion coefficient: $1.1 \times 10^{-4} \text{ } ^\circ\text{F}^{-1}$ ($2 \times 10^{-4} \text{ } ^\circ\text{C}^{-1}$)
Operating temperature: -40 to 176°F (-40 to +80°C)

118-149-177

Guide estruse / Extruded profiles / Extrudiertes Profil

118 Profilo Delta D-Profile / D-Profil



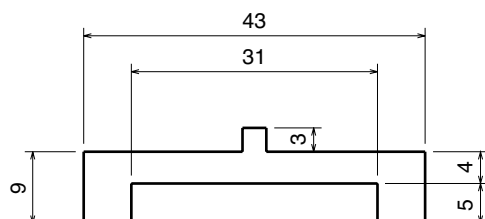

Part	Article-Nr.	L	Material	Availability
118	11801C	3 m	AISI 304	Stock item
118	11801	6 m	AISI 304	On request
118	11802C	3 m	AISI 430	Stock item
118	11802	6 m	AISI 430	On request



3/6 m

149 Profilo ad "U" con bordo U-profile with nose / U-Profil mit Nase

On request available in white color



Part	Article-Nr.	L	Colour	Availability
149	14950C	3 m	black	Stock item
149	14950	6 m	black	On request
149	14952C	3 m	green	Stock item
149	14952	6 m	green	On request



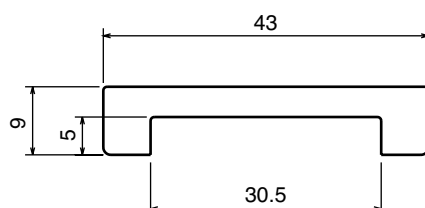

Coils available



3/6 m

177 Profilo ad "U" U-profile / U-Profil

On request available in white color



Part	Article-Nr.	L	Colour	Availability
177	17701C	3 m	black	Stock item
177	17701	6 m	black	On request
177	17702C	3 m	green	Stock item
177	17702	6 m	green	On request
177	17701BC	3 m	BluLub	Stock item
177	17701B	6 m	BluLub	On request
177	17702-30	30 m	green	On request



30 m



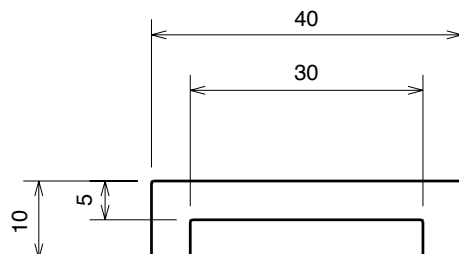

3/6 m

Material:

Polyethylene UHMW-PE with molecular density 5,600,000 g/mol
Linear expansion coefficient: $1.1 \times 10^{-4} \text{ } ^\circ\text{F}^{-1}$ ($2 \times 10^{-4} \text{ } ^\circ\text{C}^{-1}$)
Operating temperature: -40 to 176°F (-40 to +80°C)

1059 Profilo ad "U" U-profile / U-Profil

On request available in white color



Part	Article-Nr.	L	Colour	Availability
1059	105901C	3 m	black	Stock item
1059	105901	6 m	black	On request
1059	105902C	3 m	green	Stock item
1059	105902	6 m	green	On request
1059	105901BC	3 m	BluLub	Stock item
1059	105901B	6 m	BluLub	On request



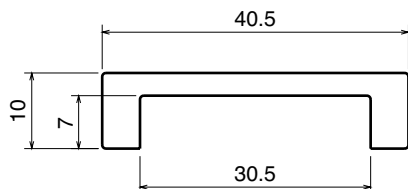

Coils available



3/6 m

178 Profilo ad "U" U-profile / U-Profil

On request available in white color



Part	Article-Nr.	L	Colour	Availability
178	17801C	3 m	black	Stock item
178	17801	6 m	black	On request
178	17802C	3 m	green	Stock item
178	17802	6 m	green	On request
178	17801BC	3 m	BluLub	Stock item
178	17801B	6 m	BluLub	On request



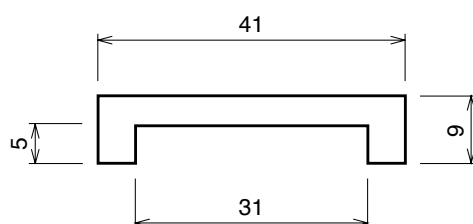

Coils available



3/6 m

111 Profilo ad "U" U-profile / U-Profil

On request available in white color



Part	Article-Nr.	L	Colour	Availability
111	11101C	3 m	black	Stock item
111	11101	6 m	black	On request
111	11102C	3 m	green	Stock item
111	11102	6 m	green	On request
111	P11101-60	60 m	black	On request
111	P11102-60	60 m	green	On request
111	P11101BC	3 m	BluLub	Stock item
111	P11101B	6 m	BluLub	On request



60 m



3/6 m

Material:

Polyethylene UHMW-PE with molecular density 5,600,000 g/mol
Linear expansion coefficient: $1.1 \times 10^{-4} \text{ }^{\circ}\text{F}^{-1}$ ($2 \times 10^{-4} \text{ }^{\circ}\text{C}^{-1}$)
Operating temperature: -40 to 176°F (-40 to +80°C)

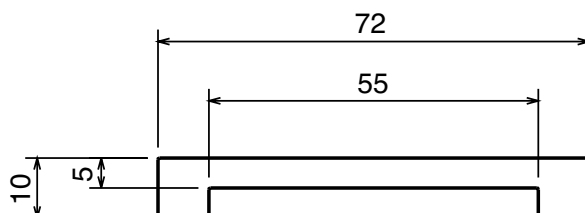

1060-199

Guide estruse / Extruded profiles / Extrudiertes Profil

1060

Profilo ad "U"
U-profile / U-Profil

On request available in white color

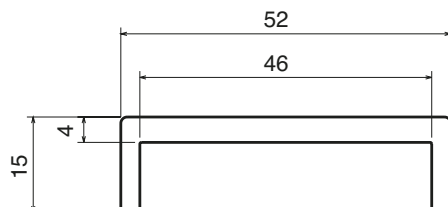
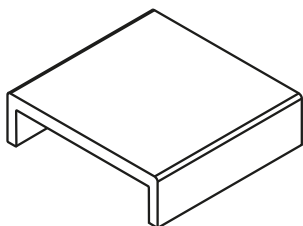


Part	Article-Nr.	L	Colour	Availability
1060	106001C	3 m	black	Stock item
1060	106001	6 m	black	On request
1060	106002C	3 m	green	Stock item
1060	106002	6 m	green	On request



199

Profilo ad "U"
U-profile / U-Profil



Part	Article-Nr.	L	Colour	Availability
199	19976	6 m	white	On request

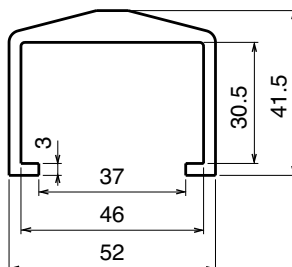
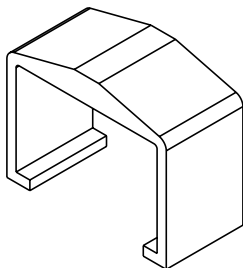


Material:

Polyethylene UHMW-PE with molecular density 5,600,000 g/mol
Linear expansion coefficient: $1.1 \times 10^{-4} \text{ } ^\circ\text{F}^{-1}$ ($2 \times 10^{-4} \text{ } ^\circ\text{C}^{-1}$)
Operating temperature: -40 to 176°F (-40 to +80°C)

180

Copri profilo
Bar cover / Abdeckprofil



Part	Article-Nr.	L	Colour	Availability
180	18003C	3 m	white	Stock item
180	18003	6 m	white	On request

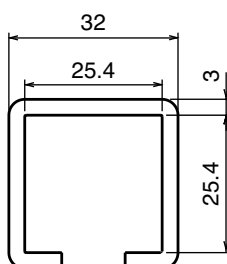
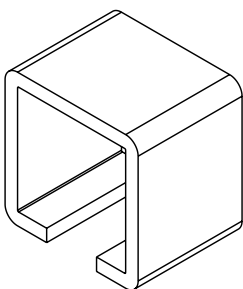


3/6 m

181

Copri profilo 25.4x25.4
Bar cover 25.4x25.4 / Abdeckprofil 25.4x25.4

Fit on 25.4x25.4 mm



Part	Article-Nr.	L	Colour	Availability
181	18103C	3 m	white	Stock item
181	18103	6 m	white	On request

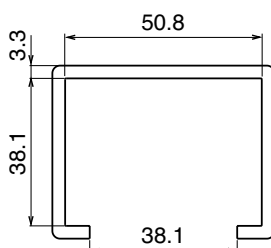
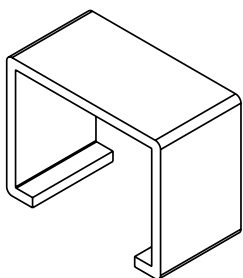


3/6 m

1052

Copri profilo 38.1x50.8
Bar cover 38.1x50.8 / Abdeckprofil 38.1x50.8

Fit on 38.1x50.8 mm



Part	Article-Nr.	L	Colour	Availability
1052	105203C	3 m	white	Stock item
1052	105203	6 m	white	On request



3/6 m

Material:

Polyethylene UHMW-PE with molecular density 5,600,000 g/mol
Linear expansion coefficient: $1.1 \times 10^{-4} \text{ } ^\circ\text{F}^{-1}$ ($2 \times 10^{-4} \text{ } ^\circ\text{C}^{-1}$)
Operating temperature: -40 to 176°F (-40 to +80°C)

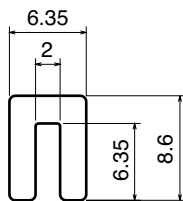
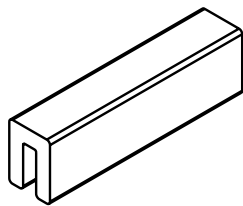
1000-1001-1002-1003-1004

Guide estruse / Extruded profiles / Extrudiertes Profil

1000

Copri profilo 1.5 mm
Bar cap 1.5 mm / Abdeckprofil 1.5 mm

Fit on 1.5 mm



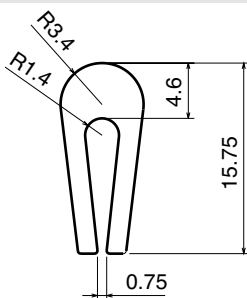
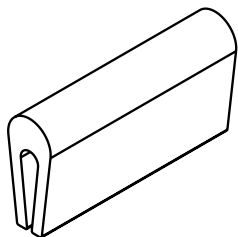
Part	Article-Nr.	L	Colour	Availability
1000	100003-30	30 m	white	On request



1001

Copri profilo 1.5 mm
Bar cap 1.5 mm / Abdeckprofil 1.5 mm

Fit on 1.5 mm



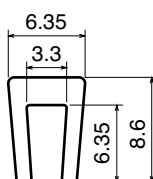
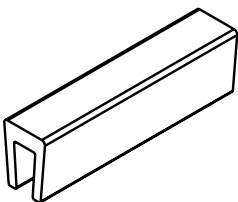
Part	Article-Nr.	L	Colour	Availability
1001	100103-30	30 m	white	On request



1002

Copri profilo 3 mm
Bar cap 3 mm / Abdeckprofil 3 mm

Fit on 3 mm



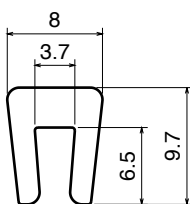
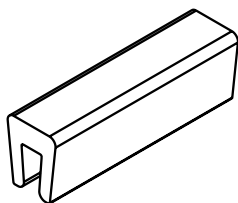
Part	Article-Nr.	L	Colour	Availability
1002	100203-30	30 m	white	On request



1003

Copri profilo 3 mm
Bar cap 3 mm / Abdeckprofil 3 mm

Fit on 3 mm



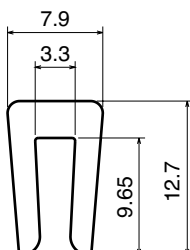
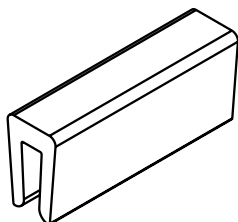
Part	Article-Nr.	L	Colour	Availability
1003	100303-30	30 m	white	On request



1004

Copri profilo 3 mm
Bar cap 3 mm / Abdeckprofil 3 mm

Fit on 3 mm



Part	Article-Nr.	L	Colour	Availability
1004	100403-30	30 m	white	On request



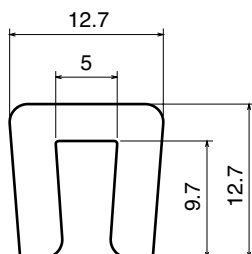
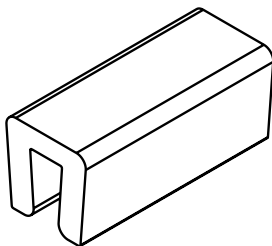
Material:

Polyethylene UHMW-PE with molecular density 5,600,000 g/mol
Linear expansion coefficient: $1.1 \times 10^{-4} \text{ }^{\circ}\text{F}^{-1}$ ($2 \times 10^{-4} \text{ }^{\circ}\text{C}^{-1}$)
Operating temperature: -40 to 176°F (-40 to +80°C)

1006

Copri profilo 5 mm
Bar cap 5 mm / Abdeckprofil 5 mm

Fit on 5 mm



Part	Article-Nr.	L	Colour	Availability
1006	100603-30	30 m	white	On request

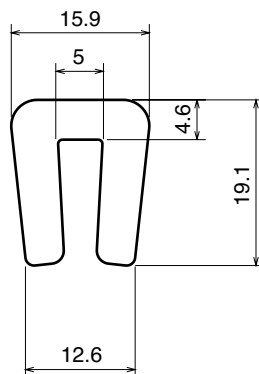
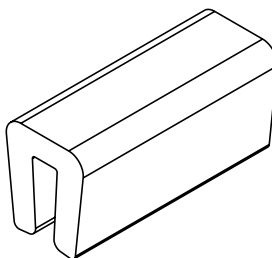


30 m

153

Copri profilo 5 mm
Bar cap 5 mm / Abdeckprofil 5 mm

Fit on 4/5 mm



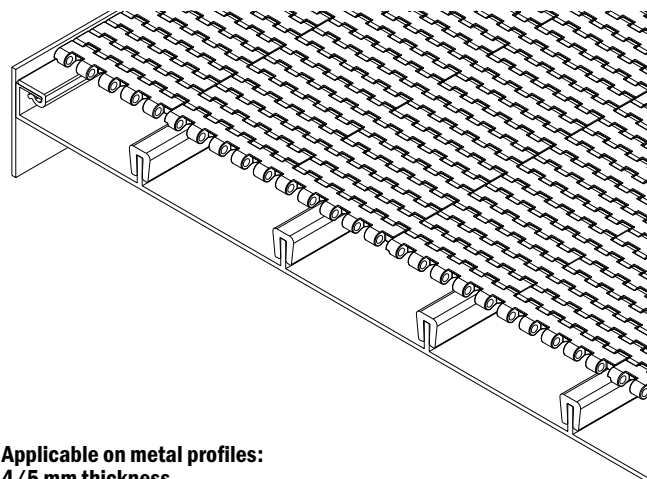
Part	Article-Nr.	L	Colour	Availability
153	15302	6 m	green	On request
153	15302C	3 m	green	On request
153	15303	6 m	white	On request
153	15303-30	30 m	white	Stock item
153	15300	6 m	BluLub	Stock item
153	15300-30	30 m	BluLub	Stock item
153	15300C	3 m	BluLub	On request



30 m



3/6 m



Applicable on metal profiles:
4/5 mm thickness

Material:

Polyethylene UHMW-PE with molecular density 5,600,000 g/mol
Linear expansion coefficient: $1.1 \times 10^{-4} \text{ } ^\circ\text{F}^{-1}$ ($2 \times 10^{-4} \text{ } ^\circ\text{C}^{-1}$)
Operating temperature: -40 to 176°F (-40 to +80°C)

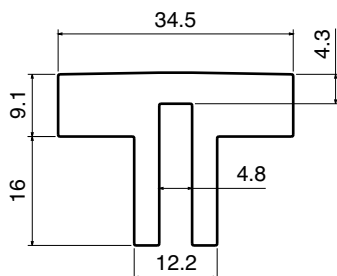
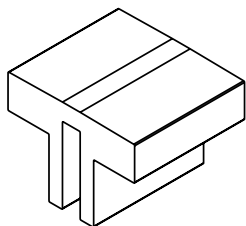
1007-1008-1009

Guide estruse / Extruded profiles / Extrudiertes Profil

1007

Copri profilo 5 mm
Bar cap 5 mm / Abdeckprofil 5 mm

Fit on 5 mm



Part	Article-Nr.	L	Colour	Availability
1007	100703	6 m	white	On request
1007	100703B	6 m	BluLub	On request

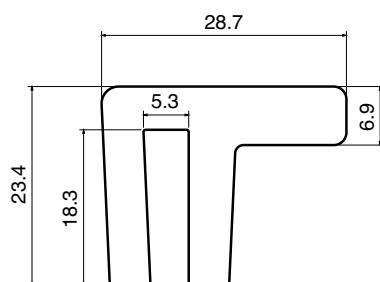
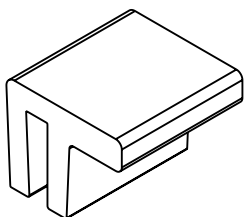


6 m

1008

Copri profilo 5 mm
Bar cap 5 mm / Abdeckprofil 5 mm

Fit on 5 mm



Part	Article-Nr.	L	Colour	Availability
1008	100803	6 m	white	On request
1008	100803B	6 m	BluLub	On request

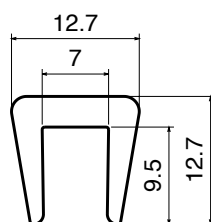
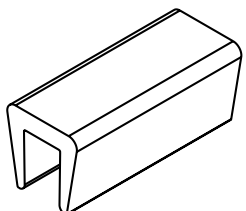


6 m

1009

Copri profilo 6 mm
Bar cap 6 mm / Abdeckprofil 6 mm

Fit on 6 mm



Part	Article-Nr.	L	Colour	Availability
1009	100903-30	30 m	white	On request



30 m

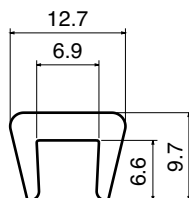
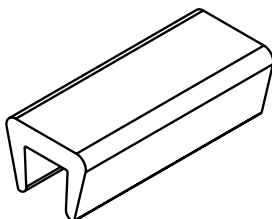
Material:

Polyethylene UHMW-PE with molecular density 5,600,000 g/mol
Linear expansion coefficient: $1.1 \times 10^{-4} \text{ } ^\circ\text{F}^{-1}$ ($2 \times 10^{-4} \text{ } ^\circ\text{C}^{-1}$)
Operating temperature: -40 to 176°F (-40 to +80°C)

1010

Copri profilo 6 mm
Bar cap 6 mm / Abdeckprofil 6 mm

Fit on 6 mm



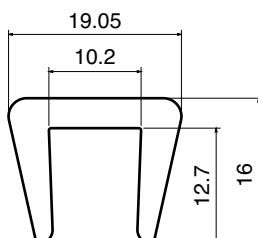
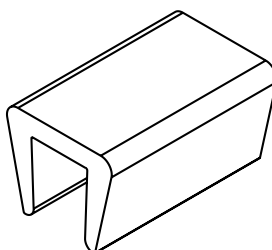
Part	Article-Nr.	L	Colour	Availability
1010	101003-30	30 m	white	On request



1011

Copri profilo 10 mm
Bar cap 10 mm / Abdeckprofil 10 mm

Fit on 10 mm



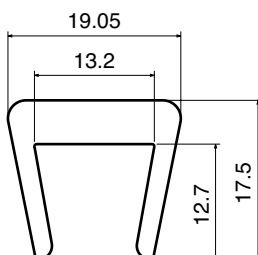
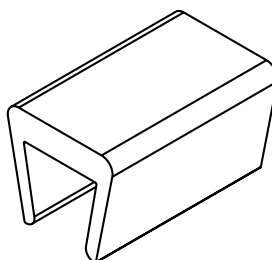
Part	Article-Nr.	L	Colour	Availability
1011	101103-30	30 m	white	On request
1011	101103-60	60 m	white	On request



1012

Copri profilo 12-13 mm
Bar cap 12-13 mm / Abdeckprofil 12-13 mm

Fit on 12/13 mm



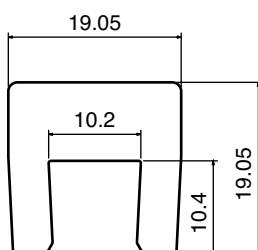
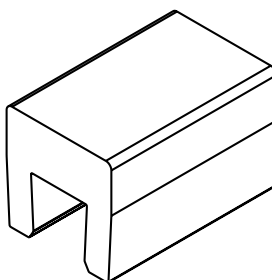
Part	Article-Nr.	L	Colour	Availability
1012	101203-30	30 m	white	On request



1013

Copri profilo 10 mm
Bar cap 10 mm / Abdeckprofil 10 mm

Fit on 10 mm



Part	Article-Nr.	L	Colour	Availability
1013	101303	6 m	white	On request



Material:

Polyethylene UHMW-PE with molecular density 5,600,000 g/mol
 Linear expansion coefficient: $1.1 \times 10^{-4} \text{ }^{\circ}\text{F}^{-1}$ ($2 \times 10^{-4} \text{ }^{\circ}\text{C}^{-1}$)
 Operating temperature: -40 to 176°F (-40 to +80°C)

1040

Guide estruse / Extruded profiles / Extrudiertes Profil

1040


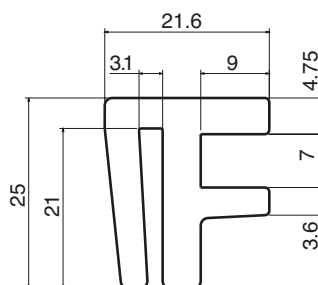
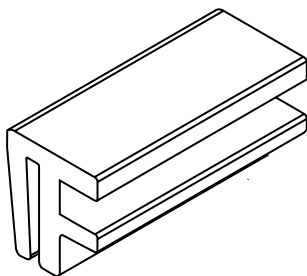
Guide tappeto
Belt side guide / Seitentükuung für matterkette

Fit on 3 mm

Part	Article-Nr.	L	Colour	Availability
1040	104003C	3 m	white	On request
1040	104003	6 m	white	On request



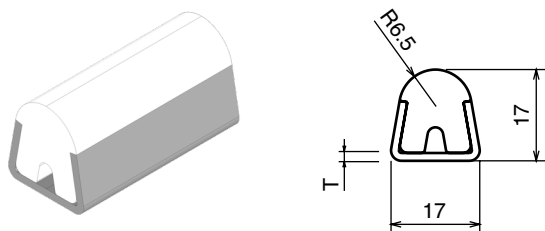
3/6 m



Applicable on metal profiles: 3 mm

119 Guida conica tonda Guide rail round / konische Führung rund

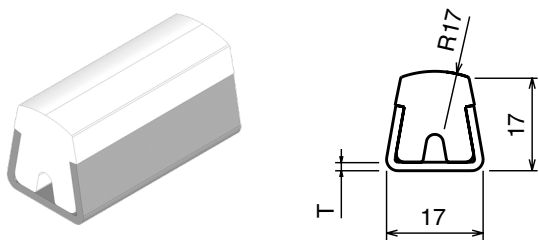
New **BluLub**



Part	Article-Nr.	L	T	Metal profile	Colour	Availability	Type
119	11963	3 m	1.9	AISI 304	white	On request	
119	11967	6 m	1.9	AISI 304	white	On request	
119	11963B	3 m	1.9	AISI 304	BluLub	On request	
119	11967B	6 m	1.9	AISI 304	BluLub	On request	
119	11901C	3 m	1.5	AISI 304	white	Stock item	
119	11901	6 m	1.5	AISI 304	white	Stock item	
119	11901BC	3 m	1.5	AISI 304	BluLub	Stock item	
119	11901B	6 m	1.5	AISI 304	BluLub	Stock item	

120 Guida conica semitonda Guide rail modified / konische Führung halbrund

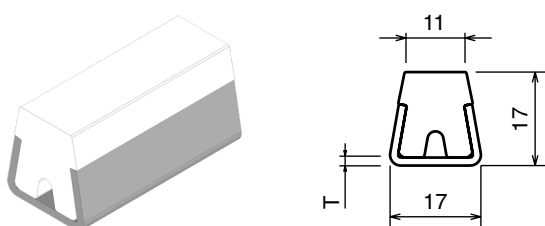
New **BluLub**



Part	Article-Nr.	L	T	Metal profile	Colour	Availability	Type
120	12063	3 m	1.9	AISI 304	white	On request	
120	12067	6 m	1.9	AISI 304	white	On request	
120	12063B	3 m	1.9	AISI 304	BluLub	On request	
120	12067B	6 m	1.9	AISI 304	BluLub	On request	
120	12001C	3 m	1.5	AISI 304	white	Stock item	
120	12001	6 m	1.5	AISI 304	white	Stock item	
120	12001BC	3 m	1.5	AISI 304	BluLub	Stock item	
120	12001B	6 m	1.5	AISI 304	BluLub	Stock item	

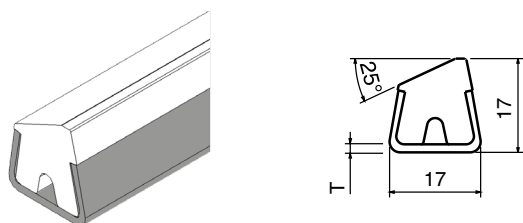
121 Guida conica piatta Guide rail flat / konische Führung flach

New **BluLub**



Part	Article-Nr.	L	T	Metal profile	Colour	Availability	Type
121	12163	3 m	1.9	AISI 304	white	On request	
121	12167	6 m	1.9	AISI 304	white	On request	
121	12163B	3 m	1.9	AISI 304	BluLub	On request	
121	12167B	6 m	1.9	AISI 304	BluLub	On request	
121	12101C	3 m	1.5	AISI 304	white	Stock item	
121	12101	6 m	1.5	AISI 304	white	Stock item	
121	12101BC	3 m	1.5	AISI 304	BluLub	Stock item	
121	12101B	6 m	1.5	AISI 304	BluLub	Stock item	

152 Guida conica 25° Guide rail 25° / konische Führung 25°

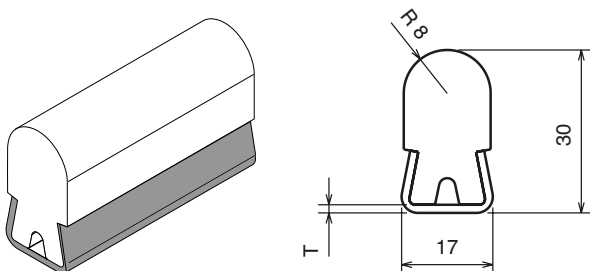


Part	Article-Nr.	L	T	Metal profile	Colour	Availability	Type
152	15263	3 m	1.9	AISI 304	white	On request	
152	15201C	3 m	1.5	AISI 304	white	Stock item	



3/6 m

1067 Guida conica H 18 Guide rail H 18 / konische Führung H 18



Part	Article-Nr.	L	T	Metal profile	Colour	Availability	Type
1067	106763	3 m	1.9	AISI 304	white	On request	
1067	106701C	3 m	1.5	AISI 304	white	On request	



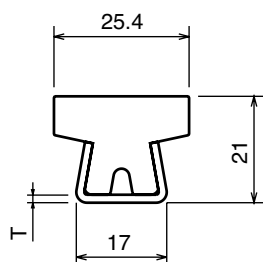
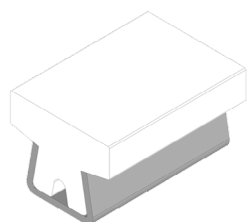
3/6 m

Material:
Metal profile: Stainless steel
Plastic profile: UHMW-PE

122-123-140-146

Guide estruse / Extruded profiles / Extrudiertes Profil

122 Guida conica profilo a T 25,4 mm Guide rail T-shape 25,4 mm / konische Führung flach (T) 25,4 mm

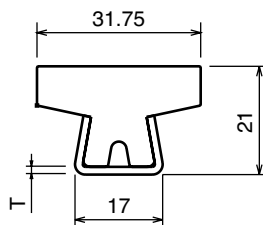
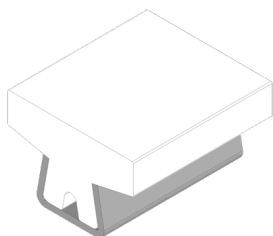


Part	Article-Nr.	L	T	Metal profile	Colour	Availability	Type
122	12263	3 m	1.9	AISI 304	white	On request	
122	12201C	3 m	1.5	AISI 304	white	Stock item	



3 m

123 Guida conica profilo a T 31,75 mm Guide rail T-shape 31,75 mm / konische Führung flach (T) 31,75 mm

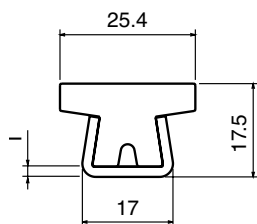



Part	Article-Nr.	L	T	Metal profile	Colour	Availability	Type
123	12363	3 m	1.9	AISI 304	white	On request	
123	12301C	3 m	1.5	AISI 304	white	Stock item	



3 m

140 Guida conica profilo a T 25,4 mm Guide rail T-shape 25,4 mm / konische Führung flach (T) 25,4 mm

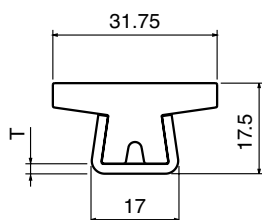



Part	Article-Nr.	L	T	Metal profile	Colour	Availability	Type
140	14063	3 m	1.9	AISI 304	white	On request	
140	14001C	3 m	1.5	AISI 304	white	Stock item	



3 m

146 Guida conica profilo a T 31,75 mm Guide rail T-shape 31,75 mm / konische Führung flach (T) 31,75 mm



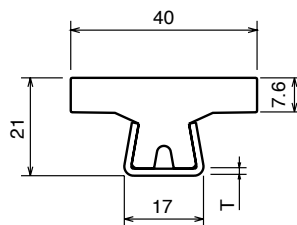
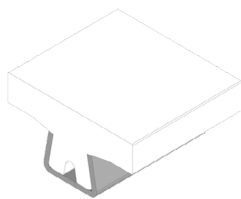
Part	Article-Nr.	L	T	Metal profile	Colour	Availability	Type
146	14663	3 m	1.9	AISI 304	white	On request	
146	14601C	3 m	1.5	AISI 304	white	Stock item	



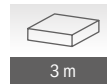
3 m

124

Guida conica profilo a T 40 mm
Guide rail T-shape 40 mm / konische Führung flach (T) 40 mm



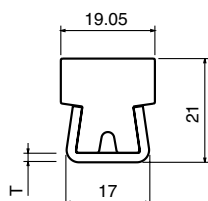
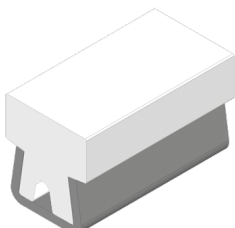
Part	Article-Nr.	L	T	Metal profile	Colour	Availability	Type
124	12463	3 m	1.9	AISI 304	white	On request	
124	12401C	3 m	1.5	AISI 304	white	Stock item	



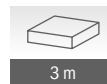
3 m

143

Guida conica profilo a "T" 19,05 mm
Guide rail T-shape 19,05 mm / konische Führung flach (T) 19,05 mm



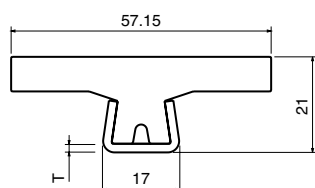
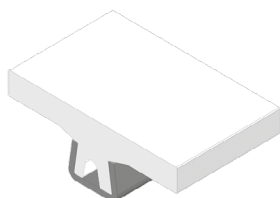
Part	Article-Nr.	L	T	Metal profile	Colour	Availability	Type
143	14363	3 m	1.9	AISI 304	white	On request	
143	14301C	3 m	1.5	AISI 304	white	Stock item	



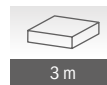
3 m

141

Guida conica profilo a "T" 57,15 mm
Guide rail T-shape 57,15 mm / konische Führung flach (T) 57,15 mm



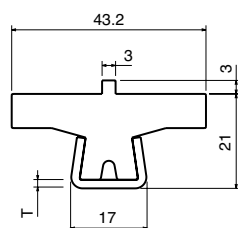
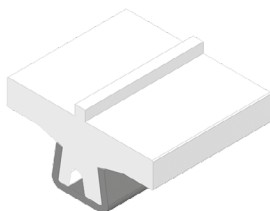
Part	Article-Nr.	L	T	Metal profile	Colour	Availability	Type
141	14163	3 m	1.9	AISI 304	white	On request	
141	14101C	3 m	1.5	AISI 304	white	Stock item	



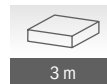
3 m

142

Guida conica profilo a "T" 43,2 mm
Guide rail T-shape 43,2 mm / konische Führung flach (T) 43,2 mm



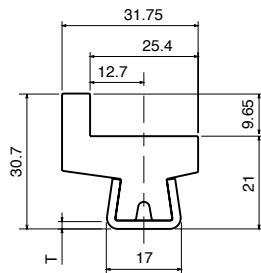
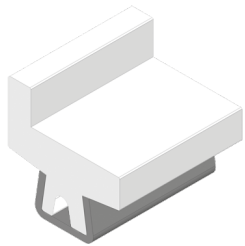
Part	Article-Nr.	L	T	Metal profile	Colour	Availability	Type
142	14263	3 m	1.9	AISI 304	white	On request	
142	14201C	3 m	1.5	AISI 304	white	Stock item	



3 m

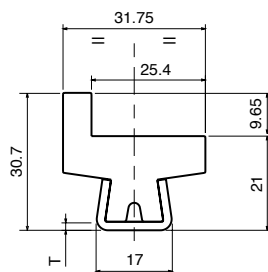
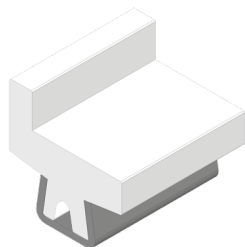
Material:
Metal profile: Stainless steel
Plastic profile: UHMW-PE

125 Guida conica profilo a "L" 31,75 mm Guide rail L-shape 31,75 mm / konische Führung flach (L) 31,75 mm



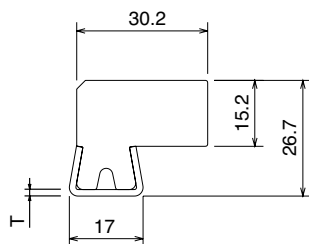
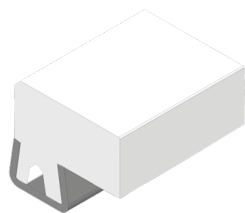
Part	Article-Nr.	L	T	Metal profile	Colour	Availability	Type
125	12563	3 m	1.9	AISI 304	white	On request	
125	12501C	3 m	1.5	AISI 304	white	Stock item	
							3 m

144 Guida conica profilo a "L" 31,75 mm Guide rail L-shape 31,75 mm / konische Führung flach (L) 31,75 mm



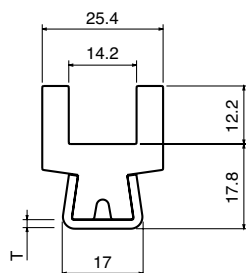
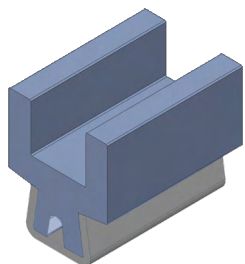
Part	Article-Nr.	L	T	Metal profile	Colour	Availability	Type
144	14463	3 m	1.9	AISI 304	white	On request	
144	14401C	3 m	1.5	AISI 304	white	Stock item	
							3 m

184 Guida conica per catena Guide rail for chain / konische Führung



Part	Article-Nr.	L	T	Metal profile	Colour	Availability	Type
184	18463	3 m	1.9	AISI 304	white	On request	
184	18401C	3 m	1.5	AISI 304	white	Stock item	
							3 m

145 Guida tappeto Belt side guide / Seitenführung für Mattenkette



Part	Article-Nr.	L	T	Metal profile	Colour	Availability	Type
145	14563	3 m	1.9	AISI 304	white	On request	
145	14501C	3 m	1.5	AISI 304	white	Stock item	
							3 m

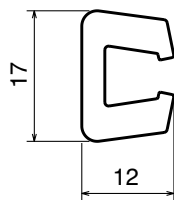

Material:

Polyethylene UHMW-PE with molecular density 5,600,000 g/mol
Linear expansion coefficient: $1.1 \times 10^{-4} \text{ } ^\circ\text{F}^{-1}$ ($2 \times 10^{-4} \text{ } ^\circ\text{C}^{-1}$)
Operating temperature: -40 to 176°F (-40 to +80°C)

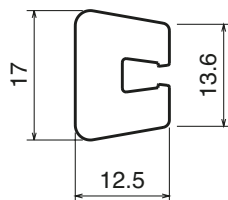
130

Profilo in alluminio

Aluminum rail for bottle guide / Aluminium profil



Type A



Type B

Part	Article-Nr.	L	Material	Type	Availability
130	13001C	3 m	Aluminium	A	Stock item
130	13001	6 m	Aluminium	A	On request
130	13002C	3 m	Aluminium	B	On request

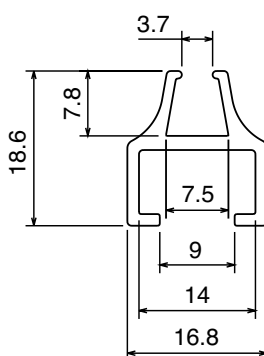



3/6 m

188

Profilo in alluminio

Aluminum rail for bottle guide / Aluminium profil



Part	Article-Nr.	L	Material	Availability
188	18801C	3 m	Aluminium	Stock item
188	18801	6 m	Aluminium	On request

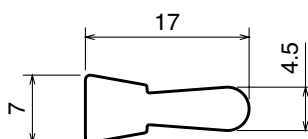



3/6 m

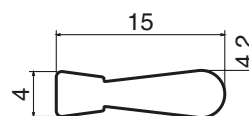
131

Profilo guida bottiglia

Plastic rail for bottle guide / Flaschenführungs profil



Type A



Type B

Part	Article-Nr.	L	Color	Type	Availability
131	13101B	3 m	BluLub	A	Stock item
131	13101	6 m	grey	A	Stock item
131	13102	3 m	grey	B	On request




3/6 m

199

Macchina curvatrice


Bending machine / Biegemaschine




Part	Article-Nr.
199	P19999

151

Rulli per macchina curvatrice
Roller for bending machine / Rollen für Biegemaschine



Internal curve




External curve


Part	Article-Nr.
151	P15101

P15101

for part 119-120-121



Internal curve

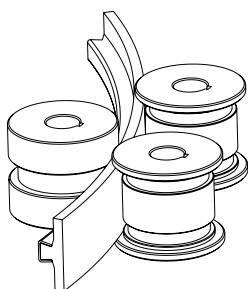
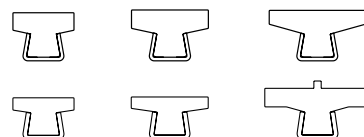


External curve

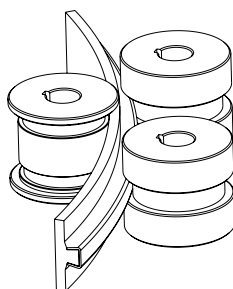
Part	Article-Nr.
151	P15102

P15102

for part 122-123-124-142-140-146



Internal curve

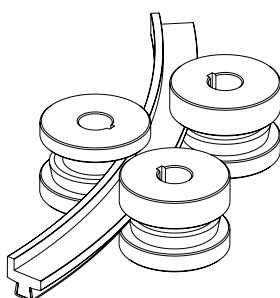


External curve


Part	Article-Nr.
151	P15103

P15103

for part 141



Internal curve




External curve

Part	Article-Nr.
151	P15104

P15104

for part 144



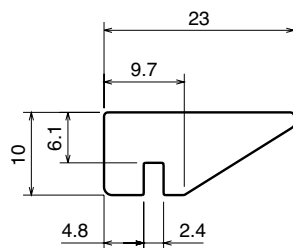

Part	Article-Nr.
151	P15105

P15101

for 08-010-012 - 01/2"-05/8"

170

Guida collo
Neck guide / Nackenführung

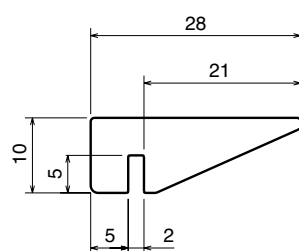



Part	Article-Nr.	L	Material	Availability
170	17001B	3 m	BluLub	Stock item
170	17002B	6 m	BluLub	On request



168

Guida collo
Neck guide / Nackenführung

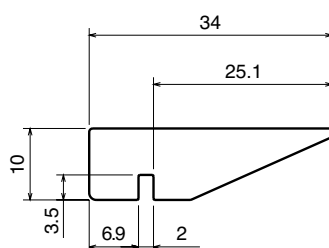



Part	Article-Nr.	L	Material	Availability
168	16801B	3 m	BluLub	Stock item
168	16802B	6 m	BluLub	On request

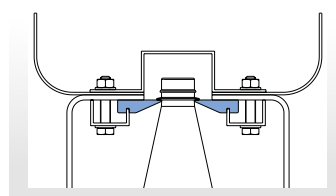


169

Guida collo
Neck guide / Nackenführung



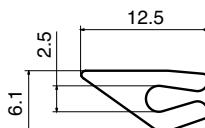

Part	Article-Nr.	L	Material	Availability
169	16901B	3 m	BluLub	Stock item
169	16902B	6 m	BluLub	On request



1036

Guida collo
Neck guide / Nackenführung

Fit on 1.8-2 mm



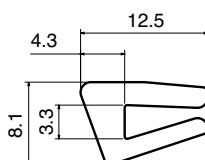

Part	Article-Nr.	L	Material	Availability
1036	103600B	30 m	BluLub	Stock item



1037

Guida collo
Neck guide / Nackenführung

Fit on 3 mm



Part	Article-Nr.	L	Material	Availability
1037	103700B	30 m	BluLub	Stock item



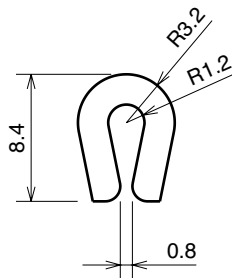

Material: Polyethylene UHMW-PE with molecular density 9,200,000 g/mo.
BluLub, new material with reduced coefficient of friction and higher wear resistance.
 BluLub complies with the code of Federal Regulations of FDA. Linear expansion coefficient:
 $1.1 \times 10^{-4} \text{ } ^\circ\text{F}^{-1}$ ($2 \times 10^{-4} \text{ } ^\circ\text{C}^{-1}$) Operating temperature: -40 to 176 °F (-40 to +80 °C)

167-171-172-173-192-1062

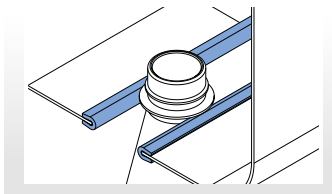
Guide estruse / Extruded profiles / Extrudiertes Profil

167 Guida collo Neck guide / Nackenführung

Fit on 1.8-2 mm

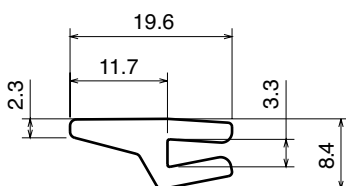



Part	Article-Nr.	L	Material	Availability
167	16700B	6 m	BluLub	Stock item
167	16700B-30	30 m	BluLub	Stock item
167	16700B-75	75 m	BluLub	Stock item



171 Guida collo Neck guide / Nackenführung

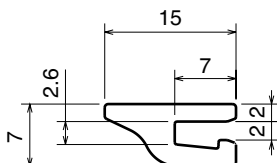
Fit on 3 mm



Part	Article-Nr.	L	Material	Availability
171	17100B	30 m	BluLub	Stock item



172 Guida collo Neck guide / Nackenführung

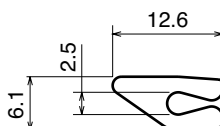



Part	Article-Nr.	L	Material	Availability
172	17200B	30 m	BluLub	Stock item



173 Guida collo Neck guide / Nackenführung

Fit on 1.8-2 mm

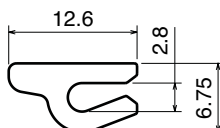



Part	Article-Nr.	L	Material	Availability
173	17300B	30 m	BluLub	Stock item



192 Guida collo Neck guide / Nackenführung

Fit on 1.8-2 mm

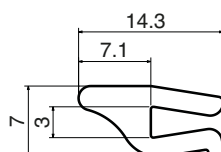



Part	Article-Nr.	L	Material	Availability
192	19200B	30 m	BluLub	Stock item



1062 Guida collo Neck guide / Nackenführung

Fit on 1.8-2 mm



Part	Article-Nr.	L	Material	Availability
1062	P106200B	30 m	BluLub	Stock item



Material:

Polyethylene UHMW-PE with molecular density 9,200,000 g/mol

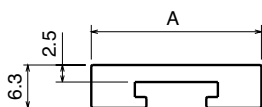
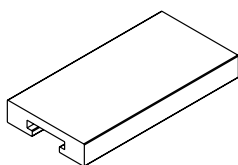
Linear expansion coefficient: $1.1 \times 10^{-4} \text{ } ^\circ\text{F}^{-1}$ ($2 \times 10^{-4} \text{ } ^\circ\text{C}^{-1}$)

Operating temperature: -40 to 176°F (-40 to +80°C)

163

Profilo 25 mm per guida in alluminio

Profile 25 mm for aluminum guide / C-Profil f. Aluminiumprofil

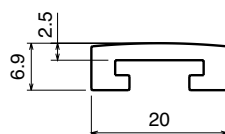
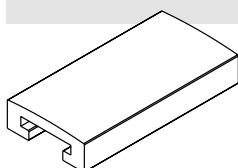


Part	Article-Nr.	A	L	Colour	Availability
163	16303C	25,4	3 m	white	Stock item
163	16303	25,4	6 m	white	On request
163	16313C	31,75	3 m	white	Stock item
163	16313	31,75	6 m	white	On request
163	16323C	35,0	3 m	white	Stock item
163	16323	35,0	6 m	white	On request
163	16324C	38,1	3 m	white	Stock item
163	16324	38,1	6 m	white	On request

160

Profilo 20 mm per guida in alluminio

Profile 20 mm for aluminum guide / C-Profil f. Aluminiumprofil

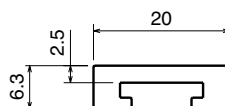
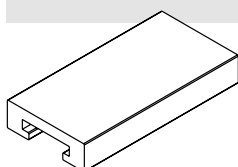


Part	Article-Nr.	L	Colour	Availability
160	16003C	3 m	white	Stock item
160	16003	6 m	white	On request

161

Profilo 20 mm per guida in alluminio

Profile 20 mm for aluminum guide / C-Profil f. Aluminiumprofil

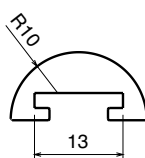
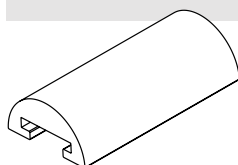


Part	Article-Nr.	L	Colour	Availability
161	16103C	3 m	white	Stock item
161	16103	6 m	white	On request

162

Profilo tondo per guida in alluminio

Round profile for aluminum guide / Pilzprofil f. Aluminiumprofil

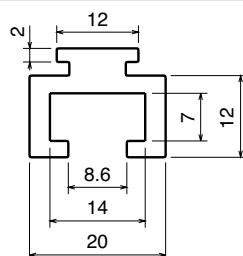



Part	Article-Nr.	L	Colour	Availability
162	16202C	3 m	green	Stock item
162	16202	6 m	green	On request
162	16203C	3 m	white	Stock item
162	16203	6 m	white	On request

164

Guida in alluminio

Aluminum guide / Aluminiumprofil



Part	Article-Nr.	L	Material	Availability
164	16401C	3 m	Aluminium	Stock item
164	16401	6 m	Aluminium	On request


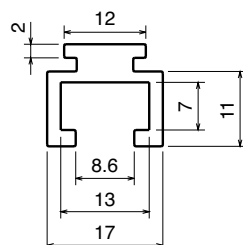
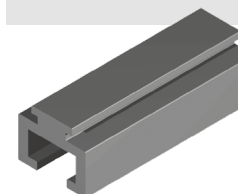
Fixing screw:
M8 hex.head
or PART 362



165

Guida in alluminio

Aluminum guide / Aluminiumprofil



Part	Article-Nr.	L	Material	Availability
165	16501C	3 m	Aluminium	Stock item
165	16501	6 m	Aluminium	On request

Fixing screw:
M8 hex.head
or PART 362

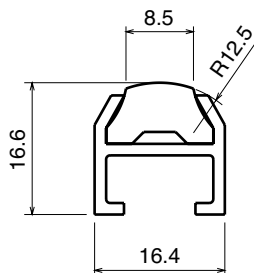
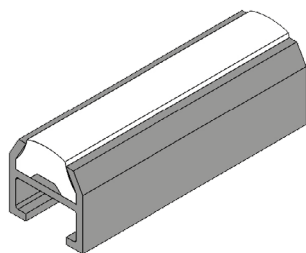


Material: Polyethylene UHMW-PE with molecular density 9,200,000 g/mo.
BluLub, new material with reduced coefficient of friction and higher wear resistance.
 BluLub complies with the code of Federal Regulations of FDA. Linear expansion coefficient:
 $1.1 \times 10^{-4} \text{ } ^\circ\text{F}^{-1}$ ($2 \times 10^{-4} \text{ } ^\circ\text{C}^{-1}$) Operating temperature: -40 to 176 °F (-40 to +80 °C)

154-155-134

Guide estruse / Extruded profiles / Extrudiertes Profil

154 Guida laterale Side guide rail / Seitenführungen

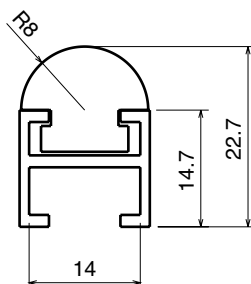



Part	Article-Nr.	L	Colour	Availability
154	15401C	3 m	white	Stock item
154	15401	6 m	white	On request
154	15401BC	3 m	BluLub	Stock item
154	15401B	6 m	BluLub	On request



3/6 m

155 Guida laterale Side guide rail / Seitenführungen



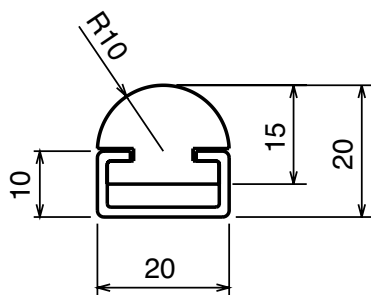

Part	Article-Nr.	L	Colour	Availability
155	15501C	3 m	green	Stock item
155	15501	6 m	green	On request

Fixing screw:
M8 hex.head
or **PART 362**



3/6 m

134 Guida standard Standard guide rail / Seitenführung



Part	Article-Nr.	L	Colour	Availability
134	13401C	3 m	green	Stock item
134	13401	6 m	green	On request



3/6 m

Material:

Polyethylene UHMW-PE with molecular density 9,200,000 g/mol

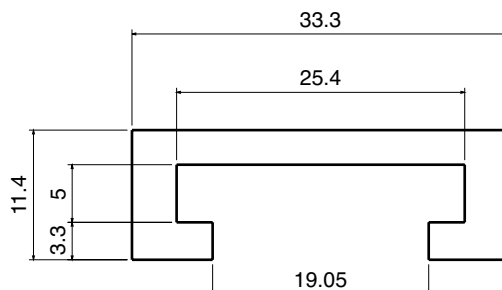
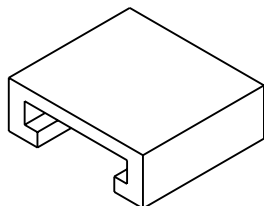
Linear expansion coefficient: $1.1 \times 10^{-4} \text{ } ^\circ\text{F}^{-1}$ ($2 \times 10^{-4} \text{ } ^\circ\text{C}^{-1}$)

Operating temperature: -40 to 176°F (-40 to +80°C)

1041

Profilo "C"
C-Profile / C-Profil

Fit on 5x25 mm



Part	Article-Nr.	L	Colour	Availability
1041	104103C	3 m	white	On request
1041	104103	6 m	white	On request

**NORTH
AMERICA
STANDARD**


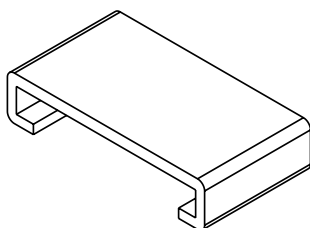


3/6 m

1042

Profilo "C"
C-Profile / C-Profil

Fit on 6x50 mm



Part	Article-Nr.	L	Colour	Availability
1042	104203C	3 m	white	On request
1042	104203	6 m	white	On request

**NORTH
AMERICA
STANDARD**


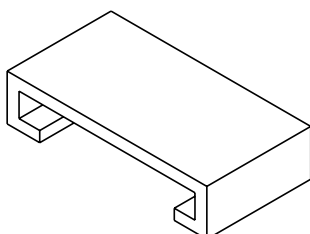


3/6 m

1043

Profilo "C"
C-Profile / C-Profil

Fit on 6x50 mm



Part	Article-Nr.	L	Colour	Availability
1043	104303C	3 m	white	On request
1043	104303	6 m	white	On request

**NORTH
AMERICA
STANDARD**



3/6 m

Material:

Polyethylene UHMW-PE with molecular density 9,200,000 g/mol
Linear expansion coefficient: $1.1 \times 10^{-4} \text{ } ^\circ\text{F}^{-1}$ ($2 \times 10^{-4} \text{ } ^\circ\text{C}^{-1}$)
Operating temperature: -40 to 176°F (-40 to +80°C)

1044-1045-1053-1054

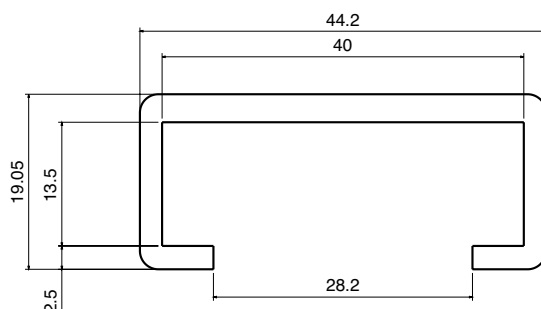
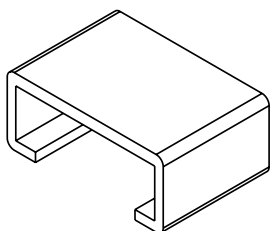
Guide estruse / Extruded profiles / Extrudiertes Profil

1044

Profilo "C"
C-Profile / C-Profil

Fit on 12.7x38.1 mm

Part	Article-Nr.	L	Colour	Availability
1044	104403C	3 m	white	On request
1044	104403	6 m	white	On request



**NORTH
AMERICA
STANDARD**



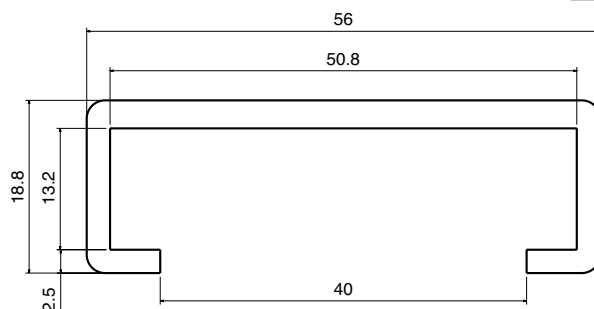
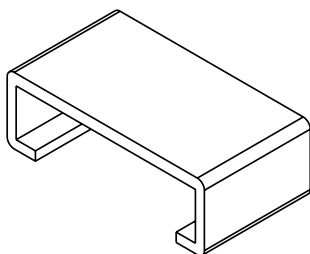
3/6 m

1045

Profilo "C"
C-Profile / C-Profil

Fit on 12.7x50.8 mm

Part	Article-Nr.	L	Colour	Availability
1045	104503C	3 m	white	On request
1045	104503	6 m	white	On request



**NORTH
AMERICA
STANDARD**




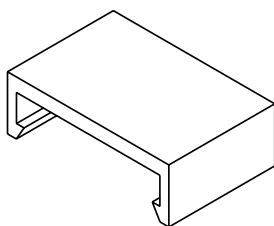
3/6 m

1053

Copri profilo
Bar cover / Abdeckprofil

Fit on 6.35x38.1 mm

Part	Article-Nr.	L	Colour	Availability
1053	105303C	3 m	white	On request
1053	105303	6 m	white	On request



**NORTH
AMERICA
STANDARD**



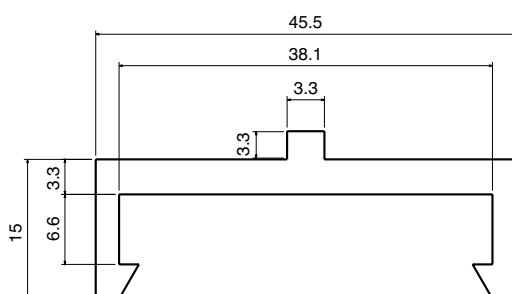
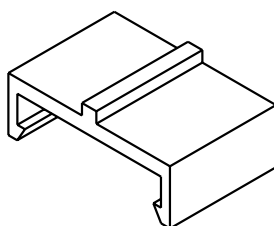
3/6 m

1054

Copri profilo
Bar cover / Abdeckprofil

Fit on 6.35x38.1 mm

Part	Article-Nr.	L	Colour	Availability
1054	105403C	3 m	white	On request
1054	105403	6 m	white	On request



**NORTH
AMERICA
STANDARD**



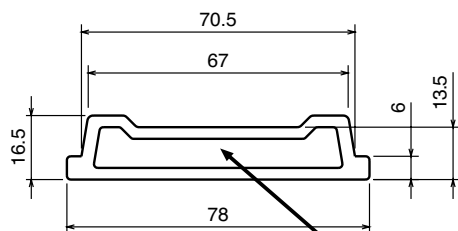

3/6 m

Material:

Polyethylene UHMW-PE with molecular density 9,200,000 g/mol
Linear expansion coefficient: $1.1 \times 10^{-4} \text{ } ^\circ\text{F}^{-1}$ ($2 \times 10^{-4} \text{ } ^\circ\text{C}^{-1}$)
Operating temperature: -40 to 176°F (-40 to +80°C)


135

Guida laterale H.78 mm
Side guide H.78 mm / Seitenführung H.78 mm



USE WITH
STEEL 60x6

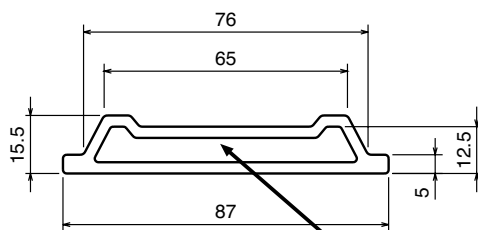

Part	Article-Nr.	L	Colour	Availability
135	13501C	3 m	black	Stock item
135	13501	6 m	black	On request
135	13502C	3 m	blu	Stock item
135	13502	6 m	blu	On request



Used with:
PART 394
PART 331


136

Guida laterale H.87 mm
Side guide H.87 mm / Seitenführung H.87 mm



USE WITH
STEEL 60x6

Part	Article-Nr.	L	Colour	Availability
136	13601C	3 m	black	Stock item
136	13601	6 m	black	On request
136	13602C	3 m	blu	Stock item
136	13602	6 m	blu	On request



Used with:
PART 394
PART 345



3/6 m

Material:

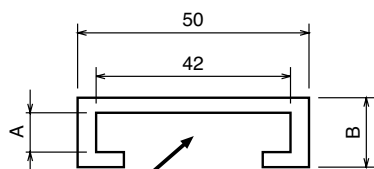

Polyethylene UHMW-PE with molecular density 5,600,000 g/mol
Linear expansion coefficient: $1.1 \times 10^{-4} \text{ } ^\circ\text{F}^{-1}$ ($2 \times 10^{-4} \text{ } ^\circ\text{C}^{-1}$)
Operating temperature: -40 to 176°F (-40 to +80°C)

137

Guide estruse / Extruded profiles / Extrudiertes Profil


137

Profilo "C"
C-Profile / C-Profil



USE WITH STEEL
40x8 or 40x10

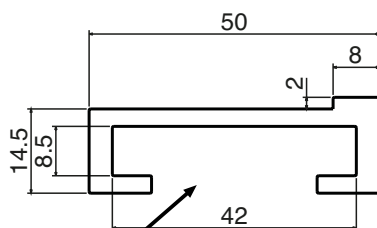
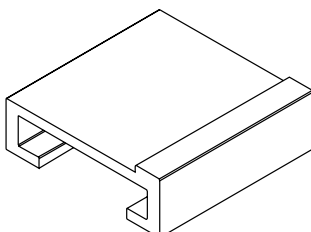
Part	Article-Nr.	L	A	B	Colour	Availability
137	13701C	3 m	8,5	14	green	Stock item
137	13701	6 m	8,5	14	green	On request
137	13701BC	3 m	8,5	14	BluLub	Stock item
137	13701B	6 m	8,5	14	BluLub	On request
137	13702C	3 m	8,5	14	black	Stock item
137	13702	6 m	8,5	14	black	On request
137	13711C	3 m	10,5	16	green	Stock item
137	13711	6 m	10,5	16	green	On request
137	13711BC	3 m	10,5	16	BluLub	Stock item
137	13711B	6 m	10,5	16	BluLub	On request



BluLub VERSION



3/6 m



USE WITH STEEL
40x8

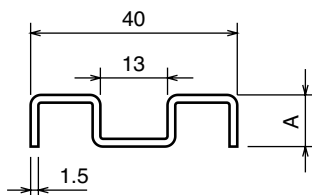

Part	Article-Nr.	L	Colour	Availability
137	13720	6 m	white	On request



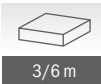
6 m

117

Profilo Omega M-Profile / M-Profil

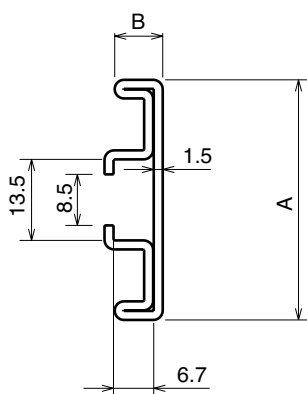



Part	Article-Nr.	L	A	Material	Availability
117	11701C	3 m	8	AISI 304	Stock item
117	11701	6 m	8	AISI 304	On request
117	11702C	3 m	8	AISI 304	Stock item
117	11702	6 m	8	AISI 304	On request
117	11703C	3 m	6	AISI 304	Stock item
117	11703	6 m	6	AISI 304	On request

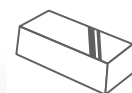


1055

Guida in acciaio inox Stainless steel guide / Edelstahlprofil

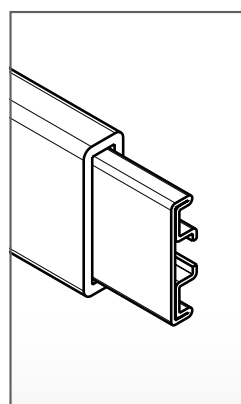


Part	Article-Nr.	L	A	B	Material	Availability
1055	105501C	3 m	40	8	AISI 304	Stock item
1055	105501	6 m	40	8	AISI 304	On request



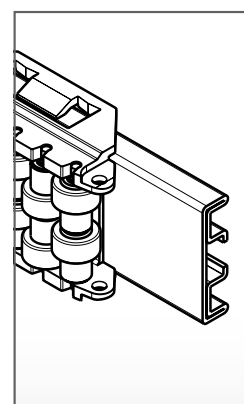
**Stainless
steel
AISI 304**

40x8



Used with part:
13701C / 13701BC
18914C / 18914
18301C / 18301

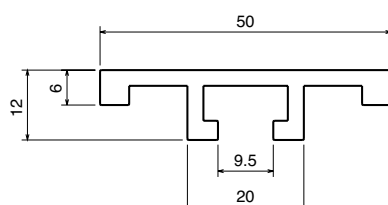

40x8



Used with part:
36301 / 36302
39601 / 39602

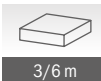
159

Guida in alluminio Aluminum guide / Aluminiumprofil



Part	Article-Nr.	L	Material	Availability
159	15901C	3 m	Aluminium	Stock item
159	15901	6 m	Aluminium	On request

Fixing screw:
M8 hex.head
or **PART 362**



Material:

Polyethylene UHMW-PE with molecular density 5,600,000 g/mol
Linear expansion coefficient: $1.1 \times 10^{-4} \text{ } ^\circ\text{F}^{-1}$ ($2 \times 10^{-4} \text{ } ^\circ\text{C}^{-1}$)
Operating temperature: -40 to 176°F (-40 to +80°C)

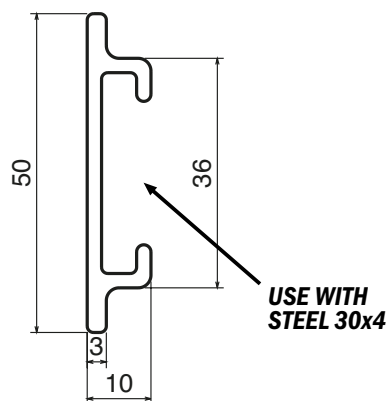

1063-1064

Guide estruse / Extruded profiles / Extrudiertes Profil

1063

Guida laterale
Side guide rail / Seitenführung

Part	Article-Nr.	L	For plate	Colour	Availability
1063	106301C	3 m	30x4	black	Stock item

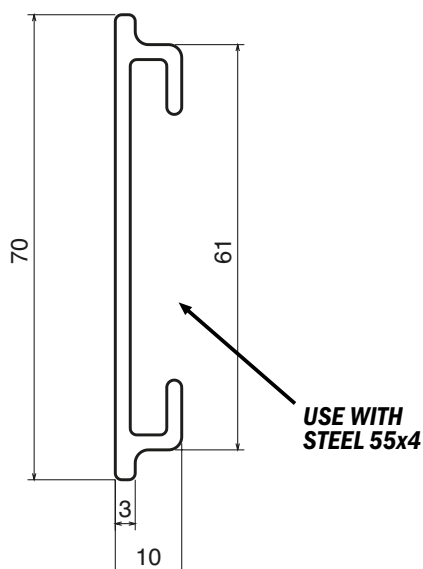



3 m

1064

Guida laterale
Side guide rail / Seitenführung

Part	Article-Nr.	L	For plate	Colour	Availability
1064	106401C	3 m	55x4	black	Stock item



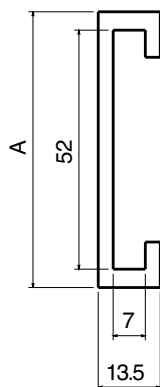
3 m

Material: Polyethylene HMW-PE

BluLub, new material with reduced coefficient of friction and higher wear resistance. BluLub complies with the code of Federal Regulations of FDA. Linear expansion coefficient: $1.1 \times 10^{-4} \text{ } ^\circ\text{F}^{-1}$ ($2 \times 10^{-4} \text{ } ^\circ\text{C}^{-1}$) Operating temperature: -40 to $176 \text{ } ^\circ\text{F}$ (-40 to $+80 \text{ } ^\circ\text{C}$)

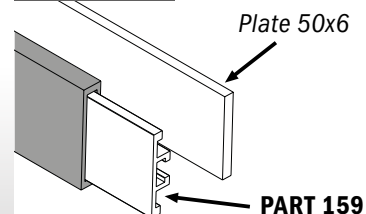
158

Guida laterale
Side guide rail / Seitenführung



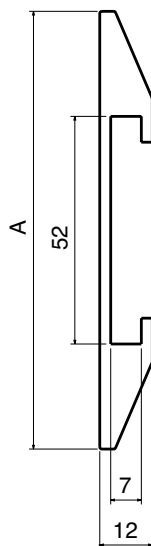
Part	Article-Nr.	L	A	Material	Availability
158	15800C	3 m	60	grey	Stock item
158	15800	6 m	60	grey	On request
158	15800BC	3 m	60	BluLub	Stock item
158	15800B	6 m	60	BluLub	On request

Fixing with:



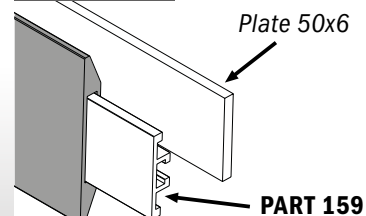
3/6 m

Guida laterale
Side guide rail / Seitenführung



Part	Article-Nr.	L	A	Material	Availability
158	15801C	3 m	90	grey	On request
158	15801	6 m	90	grey	On request
158	15801BC	3 m	90	BluLub	Stock item
158	15801B	6 m	90	BluLub	On request
158	15802C	3 m	100	grey	On request
158	15802	6 m	100	grey	On request
158	15802BC	3 m	100	BluLub	Stock item
158	15802B	6 m	100	BluLub	On request
158	15803C	3 m	120	grey	On request
158	15803	6 m	120	grey	On request
158	15803BC	3 m	120	BluLub	Stock item
158	15803B	6 m	120	BluLub	On request

Fixing with:



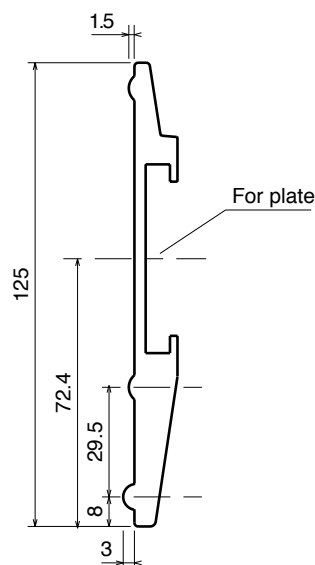

3/6 m

Material: Polyethylene HMW-PE
BluLub, new material with reduced coefficient of friction and higher wear resistance.
 BluLub complies with the code of Federal Regulations of FDA. Linear expansion coefficient:
 $1.1 \times 10^{-4} \text{ } ^\circ\text{F}^{-1}$ ($2 \times 10^{-4} \text{ } ^\circ\text{C}^{-1}$) Operating temperature: -40 to 176°F (-40 to +80°C)

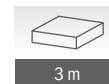
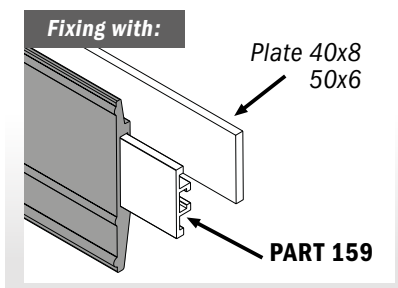
182-1065

Guide estruse / Extruded profiles / Extrudiertes Profil

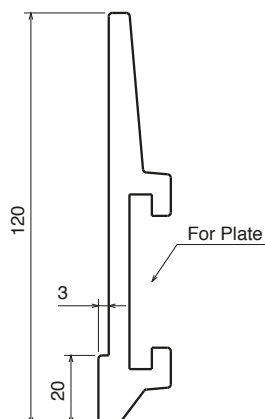

182 Guida laterale Side guide rail / Seitenführung



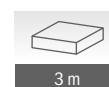

Part	Article-Nr.	L	For plate	Material	Availability
182	18204C	3 m	50x6	grey	On request
182	18214C	3 m	40x8	grey	On request
182	18200BC	3 m	50x6	BluLub	On request
182	18210BC	3 m	40x8	BluLub	On request



1065 Guida laterale Side guide rail / Seitenführung



Part	Article-Nr.	L	For plate	Material	Availability
1065	106504C	3 m	50x6	grey	On request
1065	106504BC	3 m	50x6	BluLub	On request



Material: Polyethylene HMW-PE

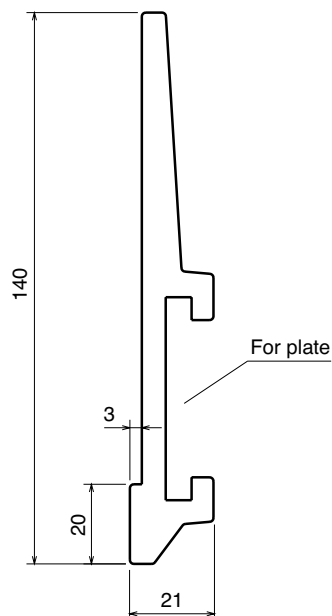

BluLub, new material with reduced coefficient of friction and higher wear resistance.

BluLub complies with the code of Federal Regulations of FDA. Linear expansion coefficient:

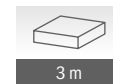
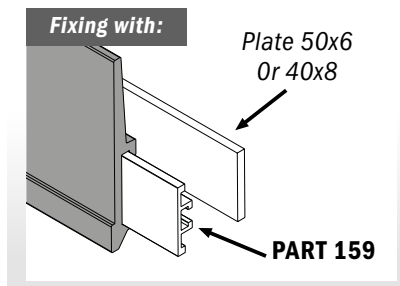
$1.1 \times 10^{-4} \text{ } ^\circ\text{F}^{-1}$ ($2 \times 10^{-4} \text{ } ^\circ\text{C}^{-1}$) Operating temperature: -40 to $176 \text{ } ^\circ\text{F}$ (-40 to $+80 \text{ } ^\circ\text{C}$)

189

Guida laterale
Side guide rail / Seitenführung

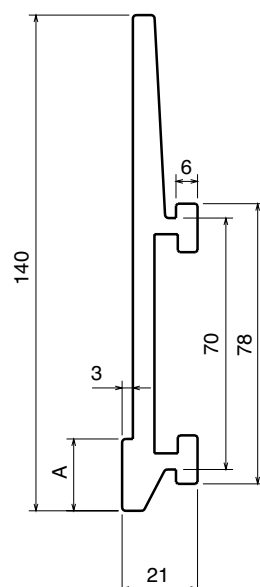



Part	Article-Nr.	L	For plate	Material	Availability
189	18904C	3 m	50x6	grey	On request
189	18900BC	3 m	50x6	BluLub	Stock item
189	18914C	3 m	40x8	grey	On request
189	18910BC	3 m	40x8	BluLub	Stock item

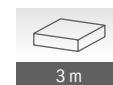
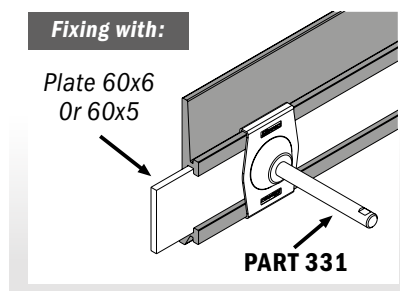


3 m

Guida laterale
Side guide rail / Seitenführung



Part	Article-Nr.	L	A	For plate	Material	Availability
189	18924C	3 m	20	60x6	grey	Stock item
189	18920BC	3 m	20	60x6	BluLub	Stock item
189	18934C	3 m	40	60x6	grey	Stock item
189	18930BC	3 m	40	60x6	BluLub	Stock item
189	18944C	3 m	40	60x5	grey	Stock item
189	18940BC	3 m	40	60x5	BluLub	Stock item



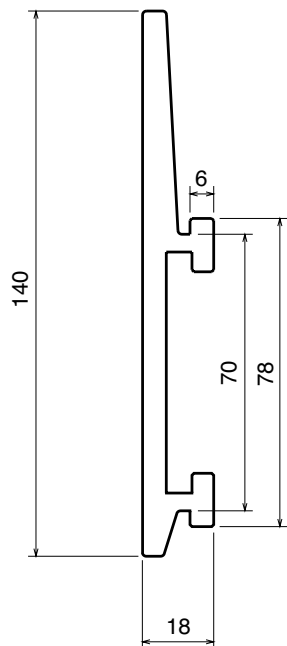

3 m

Material: Polyethylene HMW-PE
BluLub, new material with reduced coefficient of friction and higher wear resistance.
 BluLub complies with the code of Federal Regulations of FDA. Linear expansion coefficient:
 $1.1 \times 10^{-4} \text{ } ^\circ\text{F}^{-1}$ ($2 \times 10^{-4} \text{ } ^\circ\text{C}^{-1}$) Operating temperature: -40 to 176°F (-40 to +80°C)

193-187

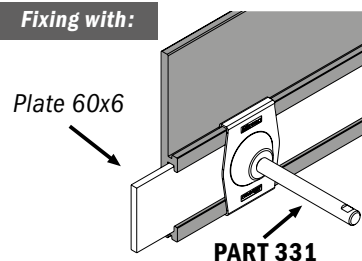
Guide estruse / Extruded profiles / Extrudiertes Profil

193 Guida laterale Side guide rail / Seitenführung



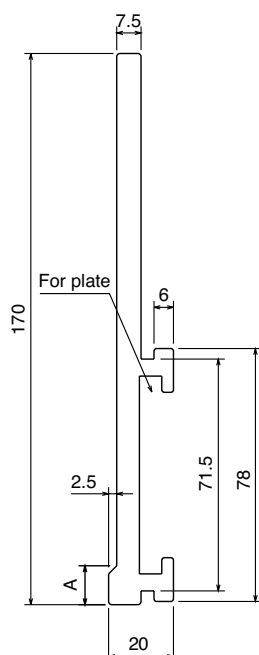

Part	Article-Nr.	L	For plate	Material	Availability
193	19324C	3 m	60x6	grey	Stock item
193	19320BC	3 m	60x6	BluLub	Stock item

Fixing with:



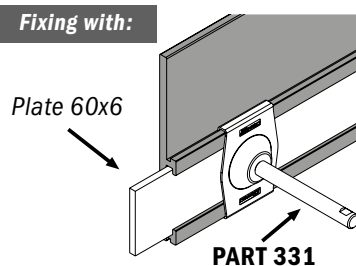
3 m

187 Guida laterale Side guide rail / Seitenführung



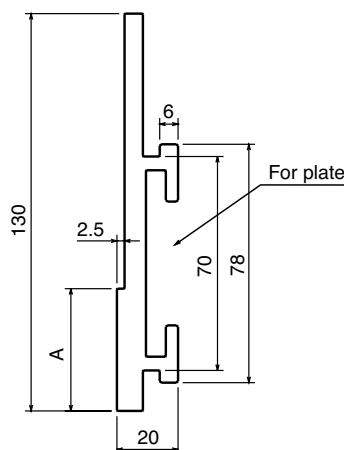

Part	Article-Nr.	L	A	For plate	Material	Availability
187	18724C	3 m	12	60x6	grey	Stock item
187	18720BC	3 m	12	60x6	BluLub	Stock item
187	18734C	3 m	20	60x6	grey	Stock item
187	18730BC	3 m	20	60x6	BluLub	Stock item
187	18744C	3 m	40	60x6	grey	Stock item
187	18740BC	3 m	40	60x6	BluLub	Stock item

Fixing with:



3 m

1056 Guida laterale Side guide rail / Seitenführung



Part	Article-Nr.	L	A	For plate	Material	Availability
1056	105604C	3 m	10	60x6	grey	Stock item
1056	105600BC	3 m	10	60x6	BluLub	Stock item
1056	105634C	3 m	40	60x6	grey	Stock item
1056	105630BC	3 m	40	60x6	BluLub	Stock item

Fixing with:

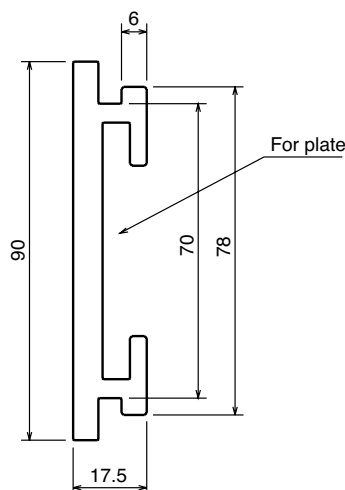
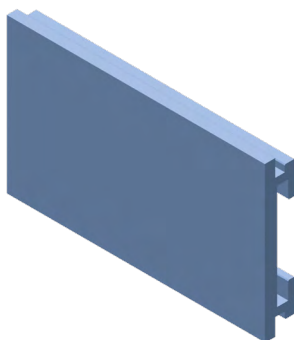
Plate 60x6

PART 331



3 m

1057 Guida laterale Side guide rail / Seitenführung



Part	Article-Nr.	L	For plate	Material	Availability
1057	105704C	3 m	60x6	grey	Stock item
1057	105700BC	3 m	60x6	BluLub	Stock item

Fixing with:

Plate 60x6

PART 331



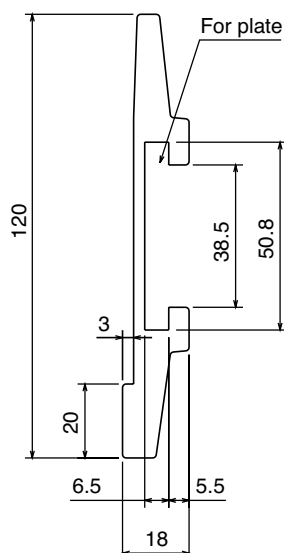

3 m

Material: Polyethylene HMW-PE
BluLub, new material with reduced coefficient of friction and higher wear resistance.
 BluLub complies with the code of Federal Regulations of FDA. Linear expansion coefficient:
 $1.1 \times 10^{-4} \text{ } ^\circ\text{F}^{-1}$ ($2 \times 10^{-4} \text{ } ^\circ\text{C}^{-1}$) Operating temperature: -40 to 176 °F (-40 to +80 °C)

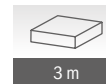
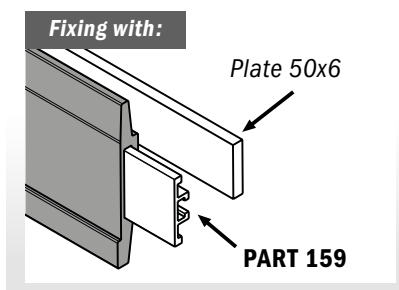
186-1061

Guide estruse / Extruded profiles / Extrudiertes Profil

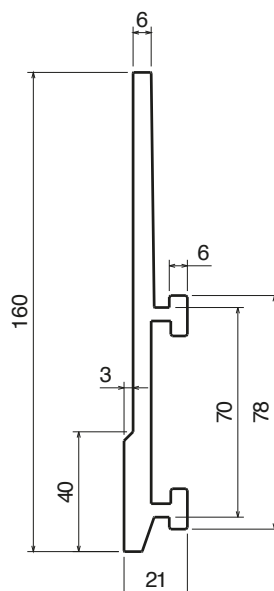

186 Guida laterale Side guide rail / Seitenführung



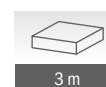
Part	Article-Nr.	L	For plate	Material	Availability
186	18604C	3 m	50x6	grey	On request
186	18600BC	3 m	50x6	BluLub	On request



1061 Guida laterale Side guide rail / Seitenführung



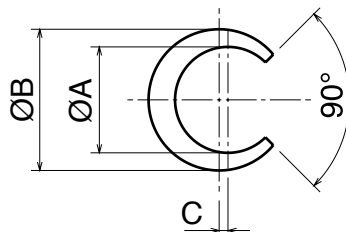
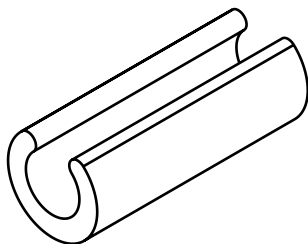
Part	Article-Nr.	L	For plate	Material	Availability
1061	106104C	3 m	60x6	grey	On request
1061	1061004BC	3 m	60x6	BluLub	On request



166

Profilo per tondini

Round profile for steel rods / Clip-on Profil für Rundmaterial



Part	Article-Nr.	A	B	C	Colour	Availability
166	16601	8	12	0,5	white	Stock item
166	16602	10	14	0,5	white	Stock item
166	16603	12	16	1	white	Stock item
166	16604	16	20	1,5	white	Stock item

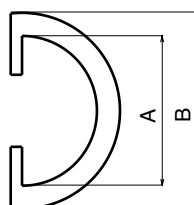
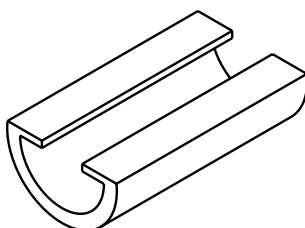


30 m

1039

Profilo per mezzitondi

Half round profile for steel rods / Halbmond Profil



Part	Article-Nr.	L	A	B	Colour	Availability
1039	103923C	3 m	16	20	white	Stock item
1039	103923	6 m	16	20	white	On request
1039	103923-30	30 m	16	20	white	On request
1039	103923-60	60 m	16	20	white	On request



3/6 m

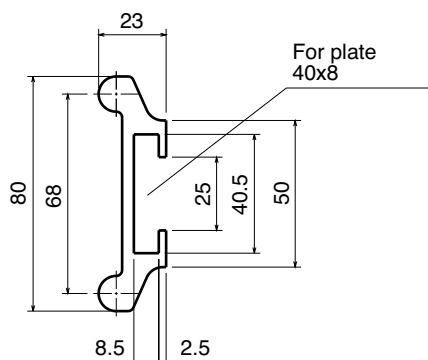



30/60 m

183

Guida laterale

Side guide rail / Seitenführung

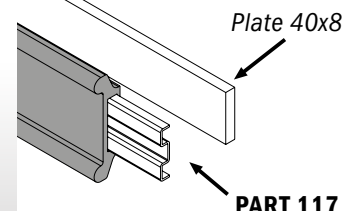


Part	Article-Nr.	L	Colour	Availability
183	18301C	3 m	black	Stock item
183	18301	6 m	black	On request
183	18301BC	3 m	BluLub	Stock item
183	18301B	6 m	BluLub	On request




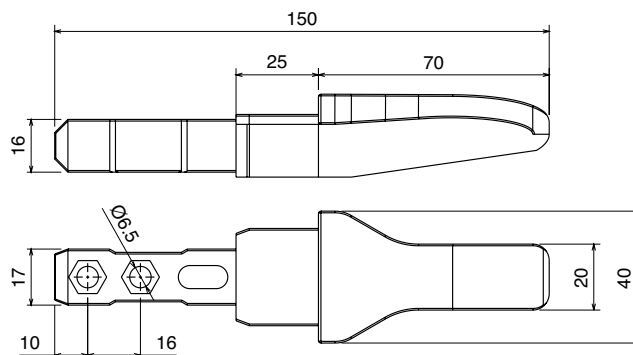
3/6 m

Fixing with:



113 Pattino guida catena, centrale Central wear strip shoe / Zentraler Einlaufschuh


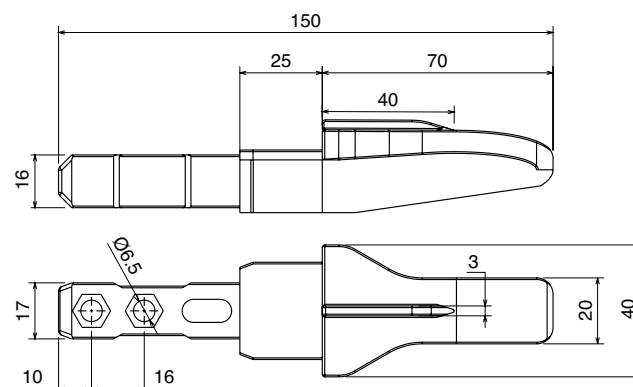
Part	Article-Nr.	Colour	Availability
113	11301	black	On request



Used with
SS Profile:
PART 112
Pag 251

CON NERVATURA
WITH NOSE / MIT NASE

Part	Article-Nr.	Colour	Availability
113	11302	black	On request


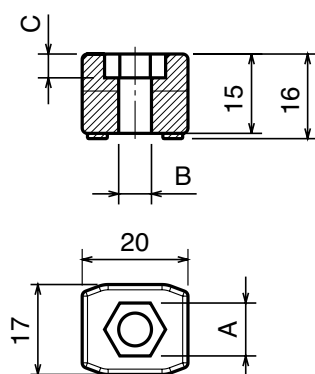


Used with
SS Profile:
PART 112
Pag 251

CON NERVATURA
WITH NOSE / MIT NASE

114 Blocchetto fissaggio Fixing clamp / Fixierblock

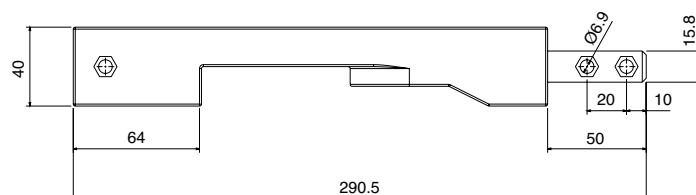
Part	Article-Nr.	A	B	C	Colour	Availability
114	11401	10	6,2	4,5	black	On request
114	11402	13	8,2	6	black	On request




Used with
SS Profile:
PART 112
Pag 251

116

Pattino guida catena, laterale
Side transfer guide shoe / seitlicher Tranferschuh

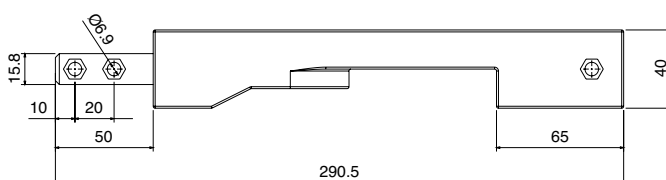
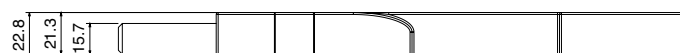


Part	Article-Nr.	Colour	Availability
116	11601	black	On request




Used with
SS Profile:
PART 112
Pag 251

← LEFT VERSION



Part	Article-Nr.	Colour	Availability
116	11602	black	On request

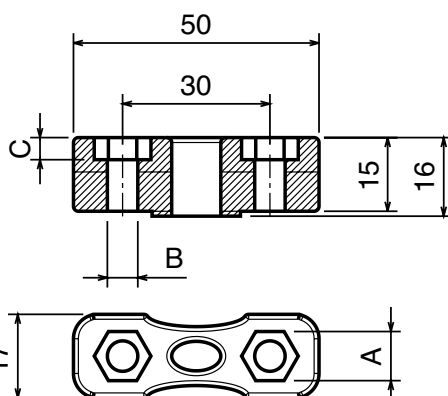


Used with
SS Profile:
PART 112
Pag 251


RIGHT VERSION →

115


Blocchetto giunzione
Connecting element / Verbindungselement

























Part	Article-Nr.	A	B	C	Colour	Availability
115	11501	10	6,2	4,5	black	On request
115	11502	13	8,2	6	black	On request



Used with
SS Profile:
PART 112
Pag 251



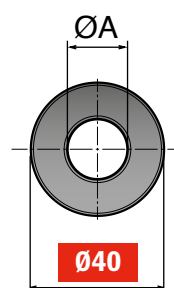
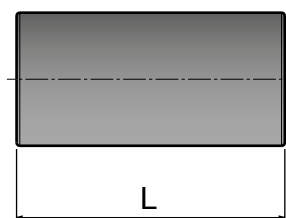

219 - Ø40  Pag 288	220 - Ø47  Pag 288	201 - Ø50  Pag 289	203 - Ø57  Pag 289	202 - Ø60  Pag 290	204 - Ø67  Pag 290
222 - Ø40  Pag 291	223 - Ø47  Pag 291	224 - Ø50  Pag 292	225 - Ø57  Pag 292	226 - Ø60  Pag 293	227 - Ø67  Pag 294
208  Pag 294	209  Pag 294	232  Pag 295	210  Pag 295	211  Pag 295	207  Pag 296
213  Pag 296	221  Pag 297	215  Pag 297	217  Pag 297	230  Pag 298	231  Pag 298

219

Rullini di ritorno D=40 mm

Return roller D=40 mm / Rückführrolle D=40 mm

Range Extension



Part	Article-Nr.	L	ØA
219	21951	41	16
219	21952	41	18
219	21953	41	20
219	21901	82,5	16
219	21902	82,5	18
219	21903	82,5	20
219	21911	84,5	16
219	21912	84,5	18
219	21913	84,5	20
219	21964	116	12
219	21961	116	16
219	21962	116	18
219	21963	116	20



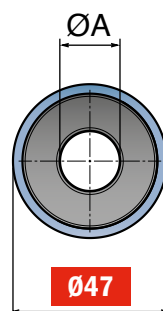
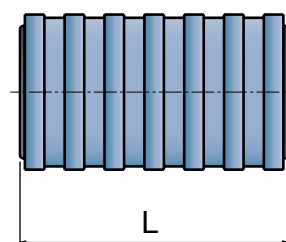
Tenuta stagna
Watertight
Wasserdicht

220

Rullini di ritorno gommati D=47 mm

Return roller with rubber D=47 mm / Rückführrolle gummiert D=47 mm

Range Extension



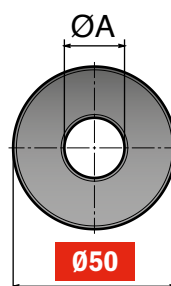
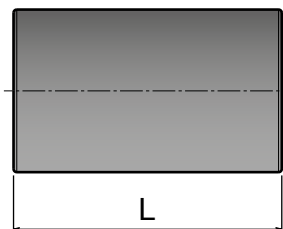
Part	Article-Nr.	L	ØA
220	22051	41	16
220	22052	41	18
220	22053	41	20
220	22001	82,5	16
220	22002	82,5	18
220	22003	82,5	20
220	22011	84,5	16
220	22012	84,5	18
220	22013	84,5	20
220	22064	116	12
220	22061	116	16
220	22062	116	18
220	22063	116	20



Tenuta stagna
Watertight
Wasserdicht

201 Rullini di ritorno D=50 mm Return roller D=50 mm / Rückführrolle D=50 mm

Range Extension

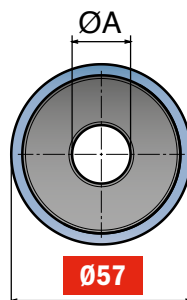
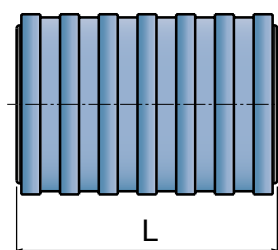



Tenuta stagna
 Watertight
 Wasserdicht

Part	Article-Nr.	L	ØA
201	20151	41	16
201	20152	41	18
201	20153	41	20
201	20101	82,5	16
201	20102	82,5	18
201	20103	82,5	20
201	20111	84,5	16
201	20112	84,5	18
201	20113	84,5	20
201	20164	116	12
201	20161	116	16
201	20162	116	18
201	20163	116	20

203 Rullini di ritorno gommati D=57 mm Return roller with rubber D=57 mm / Rückführrolle gummiert D=57 mm

Range Extension



Tenuta stagna
 Watertight
 Wasserdicht

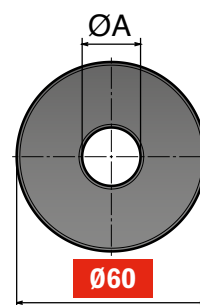
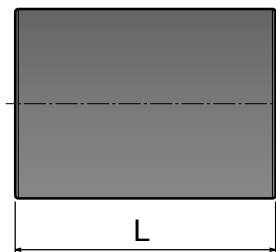

Part	Article-Nr.	L	ØA
203	20351	41	16
203	20352	41	18
203	20353	41	20
203	20301	82,5	16
203	20302	82,5	18
203	20303	82,5	20
203	20311	84,5	16
203	20312	84,5	18
203	20313	84,5	20
203	20364	116	12
203	20361	116	16
203	20362	116	18
203	20363	116	20

202

Rullini di ritorno D=60 mm

Return roller D=60 mm / Rückführrolle D=60 mm

Range Extension



Part	Article-Nr.	L	ØA
202	20251	41	16
202	20252	41	18
202	20253	41	20
202	20201	82,5	16
202	20202	82,5	18
202	20203	82,5	20
202	20264	116	12
202	20261	116	16
202	20262	116	18
202	20263	116	20



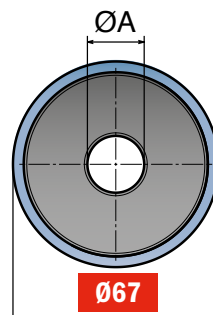
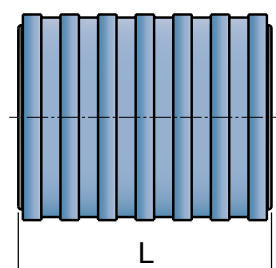

Tenuta stagna
Watertight
Wasserdicht

204

Rullini di ritorno gommati D=67 mm

Return roller with rubber D=67 mm / Rückführrolle gummiert D=67 mm

Range Extension



Part	Article-Nr.	L	ØA
204	20451	41	16
204	20452	41	18
204	20453	41	20
204	20401	82,5	16
204	20402	82,5	18
204	20403	82,5	20
204	20464	116	12
204	20461	116	16
204	20462	116	18
204	20463	116	20

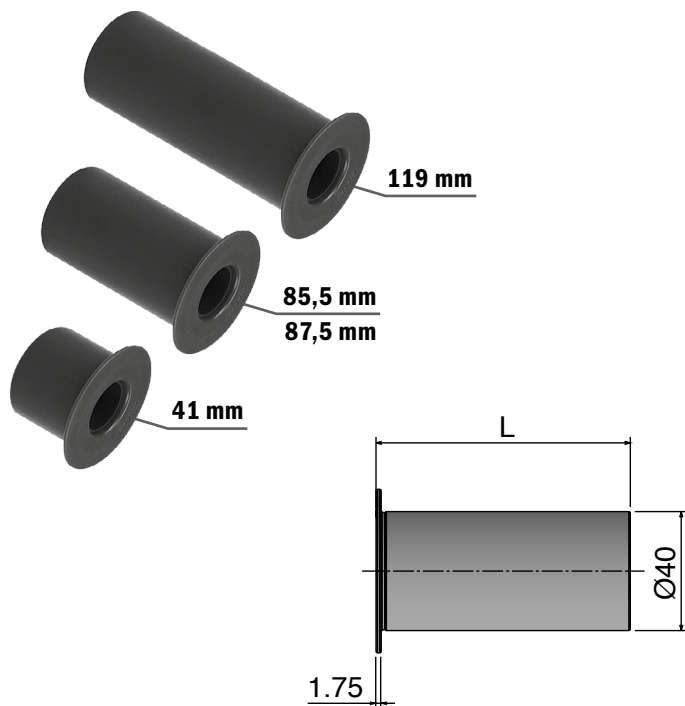


Tenuta stagna
Watertight
Wasserdicht

222 Rullini di ritorno flangiati D=40 mm Return roller with flange D=40 mm / Rückführrolle mit Seitenscheibe D=40 mm

Range Extension

Part	Article-Nr.	L	ØA
222	22251	43	16
222	22252	43	18
222	22253	43	20
222	22201	85,5	16
222	22202	85,5	18
222	22203	85,5	20
222	22211	87,5	16
222	22212	87,5	18
222	22213	87,5	20
222	22264	119	12
222	22261	119	16
222	22262	119	18
222	22263	119	20



Tenuta stagna
 Watertight
 Wasserdicht

223 Rullini di ritorno flangiati gommati D=47 mm Return roller with flange and rubber D=47 mm / Rückführrolle gummiert mit Seitenscheibe D=47 mm

Range Extension

Part	Article-Nr.	L	ØA
223	22351	43	16
223	22352	43	18
223	22353	43	20
223	22301	85,5	16
223	22302	85,5	18
223	22303	85,5	20
223	22311	87,5	16
223	22312	87,5	18
223	22313	87,5	20
223	22364	119	12
223	22361	119	16
223	22362	119	18
223	22363	119	20

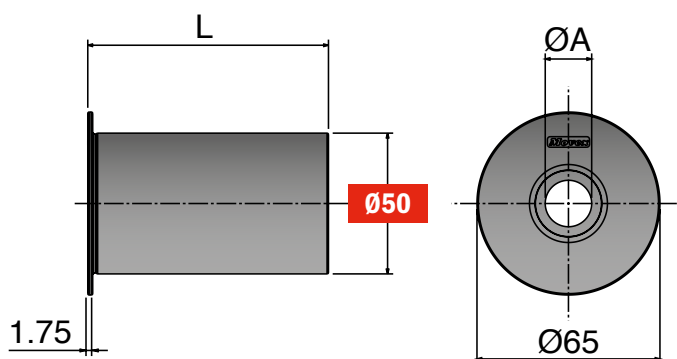



Tenuta stagna
 Watertight
 Wasserdicht

224

Rullini di ritorno flangiati D=50 mm
Return roller with flange D=50 mm / Rückführrolle mit Seitenscheibe D=50 mm

Range Extension



Part	Article-Nr.	L	ØA
224	22451	43	16
224	22452	43	18
224	22453	43	20
224	22401	85,5	16
224	22402	85,5	18
224	22403	85,5	20
224	22411	87,5	16
224	22412	87,5	18
224	22413	87,5	20
224	22464	119	12
224	22461	119	16
224	22462	119	18
224	22463	119	20

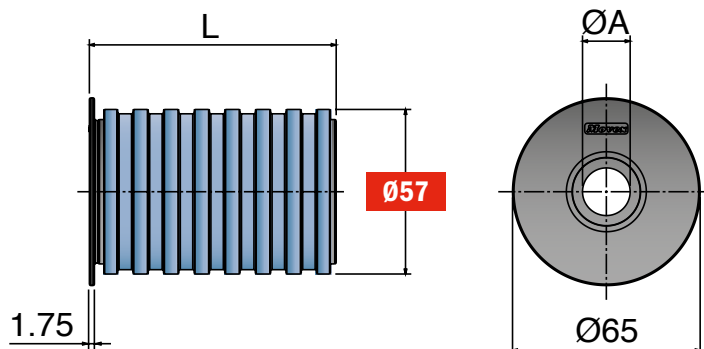



Tenuta stagna
Watertight
Wasserdicht

225

Rullini di ritorno flangiati gommati D=57 mm
Return roller with flange and rubber D=57 mm / Rückführrolle gummiert mit Seitenscheibe D=57 mm

Range Extension



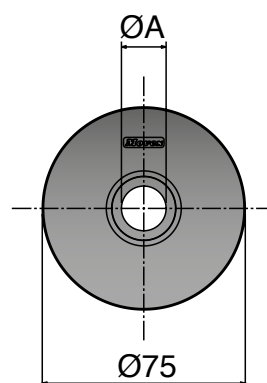
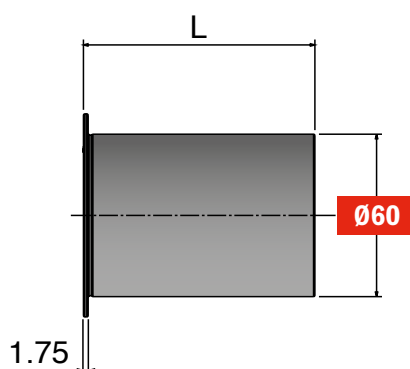

Part	Article-Nr.	L	ØA
225	22551	43	16
225	22552	43	18
225	22553	43	20
225	22501	85,5	16
225	22502	85,5	18
225	22503	85,5	20
225	22511	87,5	16
225	22512	87,5	18
225	22513	87,5	20
225	22564	119	12
225	22561	119	16
225	22562	119	18
225	22563	119	20



Tenuta stagna
Watertight
Wasserdicht

226 Rullini di ritorno flangiati D=60 mm Return roller with flange D=60 mm / Rückführrolle mit Seitenscheibe D=60 mm

Range Extension



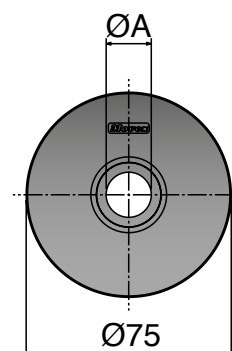
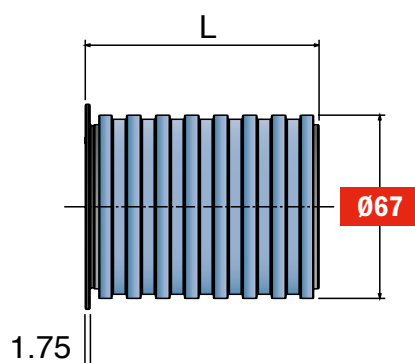

Part	Article-Nr.	L	ØA
226	22651	43	16
226	22652	43	18
226	22653	43	20
226	22601	85,5	16
226	22602	85,5	18
226	22603	85,5	20
226	22664	119	12
226	22661	119	16
226	22662	119	18
226	22663	119	20



Tenuta stagna
 Watertight
 Wasserdicht

227 Rullini di ritorno flangiati gommati D=67 mm Return roller with flange and rubber D=67 mm / Rückführrolle gummiert mit Seitenscheibe D=67 mm

Range Extension



Part	Article-Nr.	L	ØA
227	22751	43	16
227	22752	43	18
227	22753	43	20
227	22701	85,5	16
227	22702	85,5	18
227	22703	85,5	20
227	22764	116	12
227	22761	116	16
227	22762	116	18
227	22763	116	20

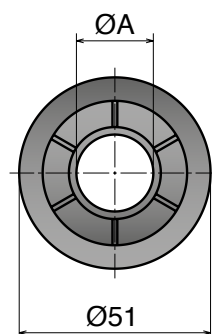
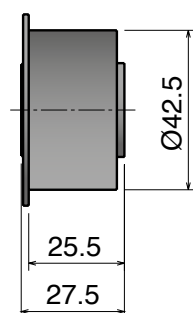


Tenuta stagna
 Watertight
 Wasserdicht

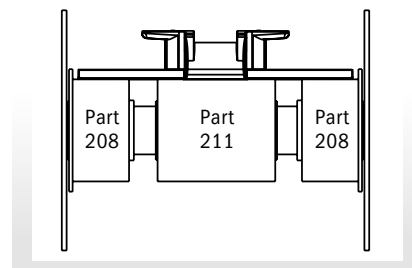
208

Rullini di ritorno flangiati D=42.5 mm

Return roller with flange D=42.5 mm / Rückführrolle mit Seitenscheibe D=42.5 mm



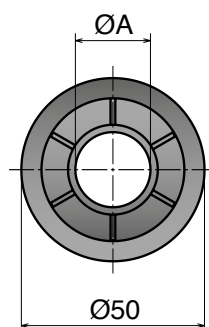
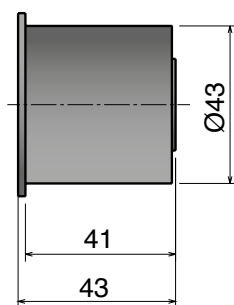
Part	Article-Nr.	ØA
208	20801	16
208	20802	18
208	20803	20



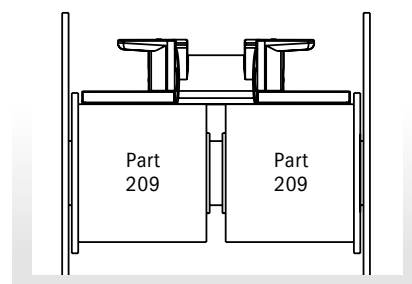
209

Rullini di ritorno flangiati D=43 mm

Return roller with flange D=43 mm / Rückführrolle mit Seitenscheibe D=43 mm



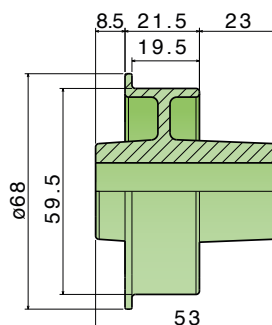
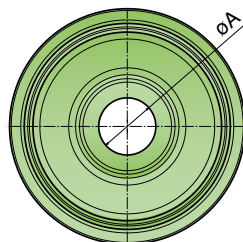
Part	Article-Nr.	ØA
209	20901	16
209	20902	18
209	20903	20



232 Rullini di ritorno flangiati Ø68 Return roller with flange Ø68 / Rückführrolle mit Seitenscheibe Ø68

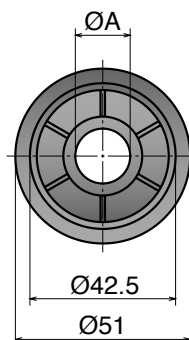
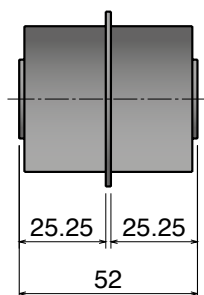
New

Max recommended tightening torque: 0,3 N mt

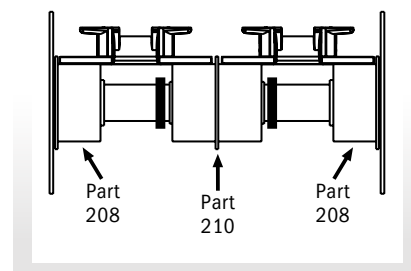


Part	Article-Nr.	ØA
232	23201	15
232	23202	16
232	23203	18
232	23204	20

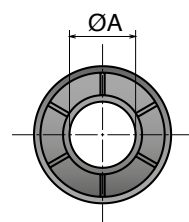
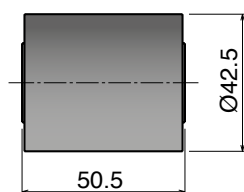
210 Rullini doppio di ritorno Double return roller / Doppel- Rücklaufrolle



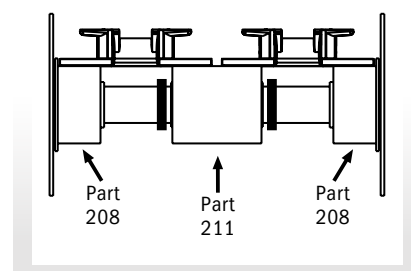
Part	Article-Nr.	ØA
210	21001	16
210	21002	18
210	21003	20



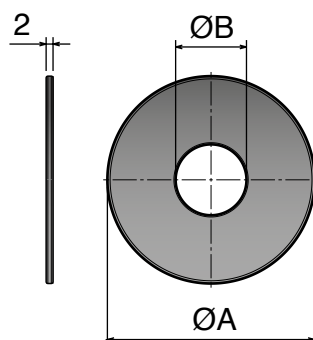
211 Rullini di ritorno D=43 mm Return roller D=43 mm / Rückführrolle D=43 mm



Part	Article-Nr.	ØA
211	21101	16
211	21102	18
211	21103	20

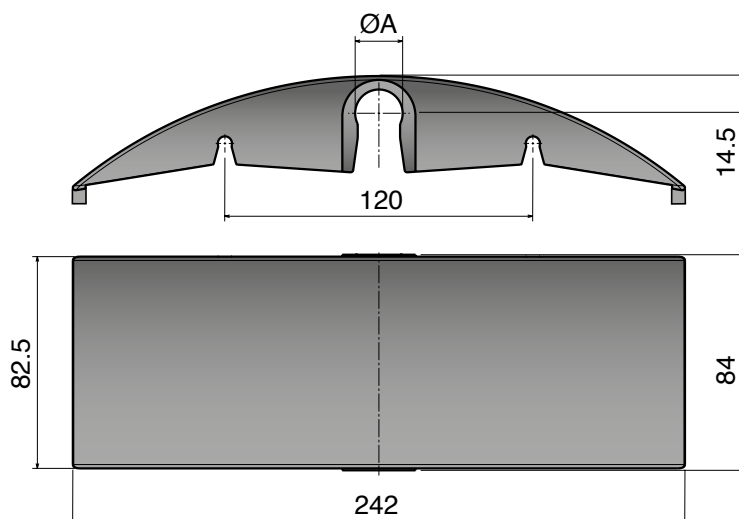


207 Flangia Flange / Seitenscheibe



Part	Article-Nr.	ØA	ØB
207	20712	50	16
207	20713	50	18
207	20714	50	20
207	20701	60	16
207	20702	60	18
207	20703	60	20
207	20704	70	16
207	20705	70	18
207	20706	70	20
207	20707	80	16
207	20708	80	18
207	20709	80	20

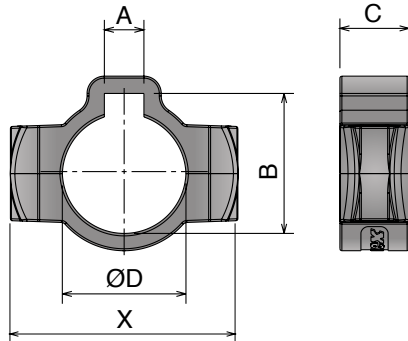
213 Pattino oscillante innesto rapido Snap-on sliding shoe / Rücklaufschuh, aufsteckbar



Part	Article-Nr.	ØA
213	21301	16
213	21302	18
213	21303	20

221 Collare di riferimento con chiave Split collar with keyway / geteilter Stelling mit Nut

Max recommended tightening torque: 0,3 N mt

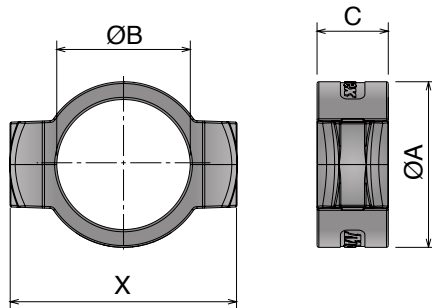


Part	Article-Nr.	A	B	C	ØD	X
221	22101	8	28,3	14	25	46
221	22102	8	33,3	16	30	51
221	22103	10	38,3	16	35	57
221	22104	12	43,3	18	40	64

Part	Article-Nr.	A	B	C	ØD	X
221	22101Y	6,85	28,3	14	1"	46
221	22102Y	6,85	34,7	16	1,25"	52
221	22104Y	10,025	42,4	18	1,5"	64

215 Collare di riferimento Split collar / geteilter Stelling

Max recommended tightening torque: 0,3 N mt

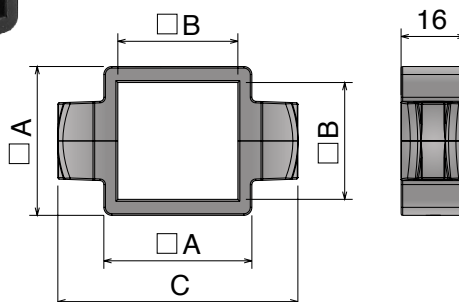


Part	Article-Nr.	ØA	ØB	C	X
215	21501	20	12	12	29,5
215	21502	22	14	12	31,5
215	21503	26	18	14	40
215	21504	28	20	14	40
215	21505	32	25	14	46
215	21506	38	30	16	51
215	21507	43	35	16	57
215	21508	48	40	16	64

Part	Article-Nr.	ØA	ØB	C	X
215	21501Y	20	0,5"	12	29,5
215	21503Y	26	0,75"	14	40
215	21505Y	32	1"	14	46
215	21506Y	38	1,25"	16	52
215	21508Y	48	1,5"	18	64

217 Collare di riferimento Split collar / geteilter Stelling

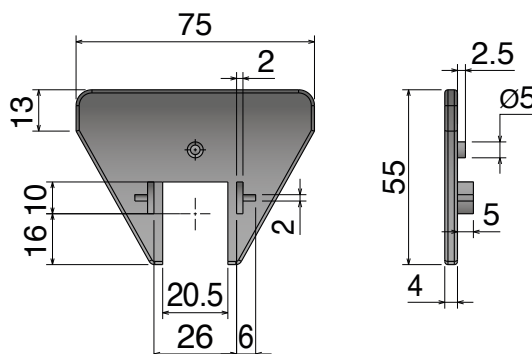
Max recommended tightening torque: 0,3 N mt



Part	Article-Nr.	□A	□B	C
217	21701	33	25	55
217	21702	37	30	60
217	21703	47	40	70
217	21704	59	50	81
217	21705	69	60	92

230 Spacer for round profile

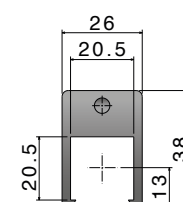
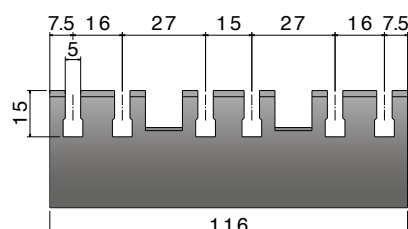
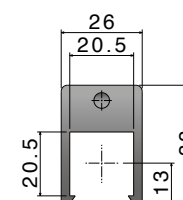
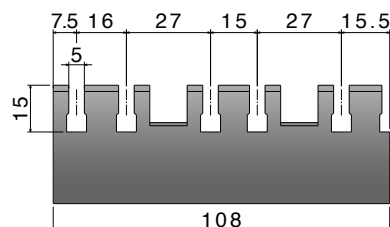
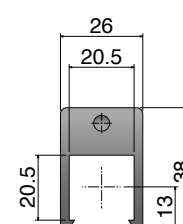
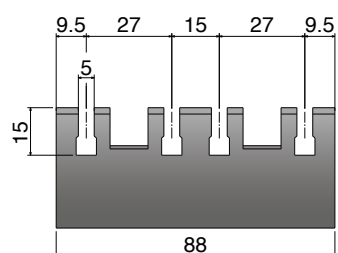
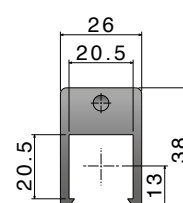
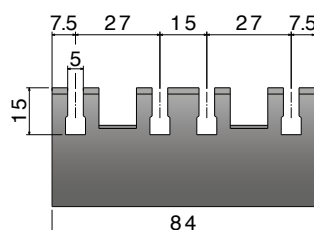
New




Part	Article-Nr.
230	23001

231 Striker

New



Part	Article-Nr.	W
231	23101	84
231	23102	88
231	23103	108
231	23104	116



301  Pag 301	302  Pag 301	305  Pag 302	306  Pag 302	307  Pag 303	308  Pag 303
309  Pag 304	310  Pag 304	311  Pag 305	312  Pag 305	398  Pag 306	398  Pag 306
313  Pag 307	314  Pag 307	314  Pag 308	315  Pag 308	316  Pag 309	317  Pag 309
317  Pag 309	318  Pag 309	319  Pag 310	320  Pag 310	321  Pag 311	322  Pag 311
323  Pag 311	324  Pag 312	325  Pag 312	326  Pag 312	327  Pag 312	328  Pag 313
329  Pag 313	330  Pag 313	390  Pag 313	392  Pag 314	393  Pag 314	336  Pag 314
394  Pag 315	341  Pag 315	331  Pag 316	345  Pag 316	337  Pag 317	338  Pag 317
339  Pag 317	349  Pag 318	350  Pag 318	351  Pag 318	352  Pag 318	347  Pag 319

348  Pag 319	346  Pag 319	356  Pag 320	357  Pag 320	335  Pag 321	358  Pag 322
364  Pag 322	359  Pag 323	365  Pag 323	360  Pag 324	366  Pag 324	361  Pag 325
367  Pag 325	366  Pag 326	367  Pag 326	364  Pag 327	365  Pag 327	395  Pag 328
362  Pag 328	358  Pag 328	333  Pag 328	353  Pag 329	354  Pag 329	355  Pag 329
363  Pag 330	396  Pag 331	363  Pag 332	199  Pag 333	368  Pag 334	369  Pag 334
370  Pag 335	371  Pag 335	372  Pag 336	373  Pag 336	383  Pag 337	384  Pag 337
385  Pag 338	386  Pag 338	397  Pag 338	374  Pag 339	375  Pag 339	377  Pag 340
378  Pag 340	379  Pag 341	380  Pag 341	381  Pag 342	382  Pag 342	376  Pag 343
376  Pag 343	376  Pag 343	391  Pag 344	387  Pag 345	388  Pag 345	

Materiale / Material / Materialien:

Supporto: PA Support: PA Halter: PA

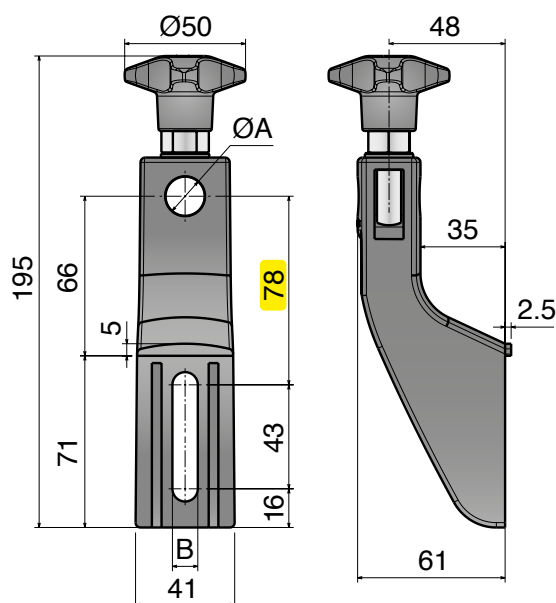
Volantino: PA+ottone nichelato Knob: PA+nickel plated brass Sterngriff: PA+ Messing vernickelt

Tirante: Acciaio inox Eyebolt: Stainless steel Augenschraube: Edelstahl

301-302

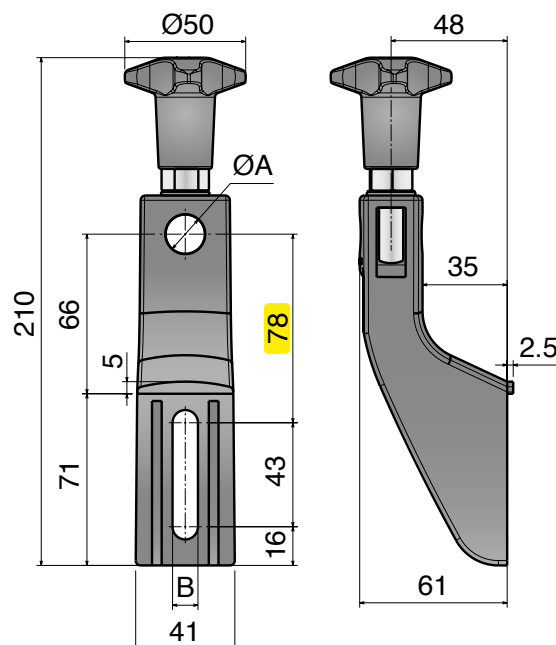
Componenti / Conveyor components / Komponenten

301 Supporto laterale -piccolo- Side bracket -small- / Geländerhalter -klein-



Part	Article-Nr.	ØA	B
301	30101	12	9
301	30105	14	9
301	30102	16	9
301	30103	12	10,5
301	30106	14	10,5
301	30104	16	10,5

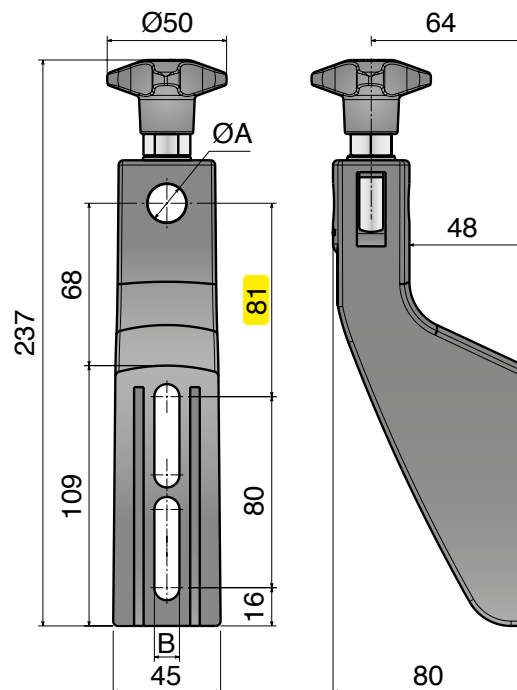
302 Supporto laterale -piccolo-, volantino alto Side bracket -small- high knob / Geländerhalter -klein- hoher Sterngriff



Part	Article-Nr.	ØA	B
302	30201	12	9
302	30205	14	9
302	30202	16	9
302	30203	12	10,5
302	30206	14	10,5
302	30204	16	10,5

305

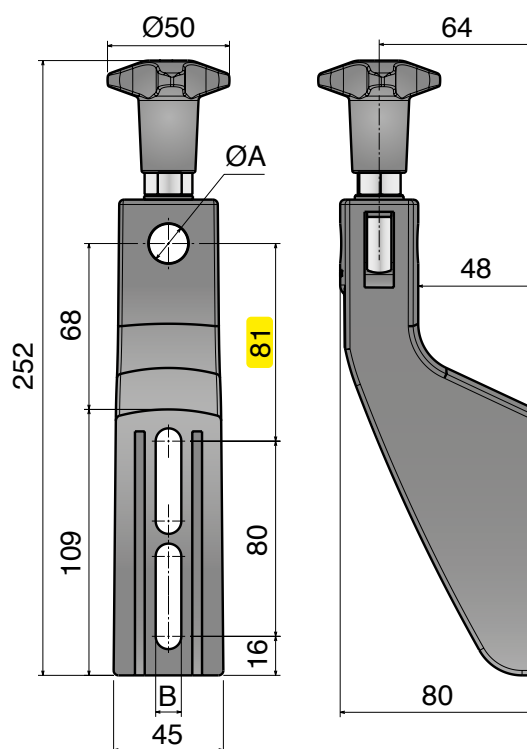
Supporto laterale -medio-
Side bracket -medium- / Geländerhalter -medium-



Part	Article-Nr.	ØA	B
305	30501	12	9
305	30505	14	9
305	30502	16	9
305	30503	12	10,5
305	30506	14	10,5
305	30504	16	10,5

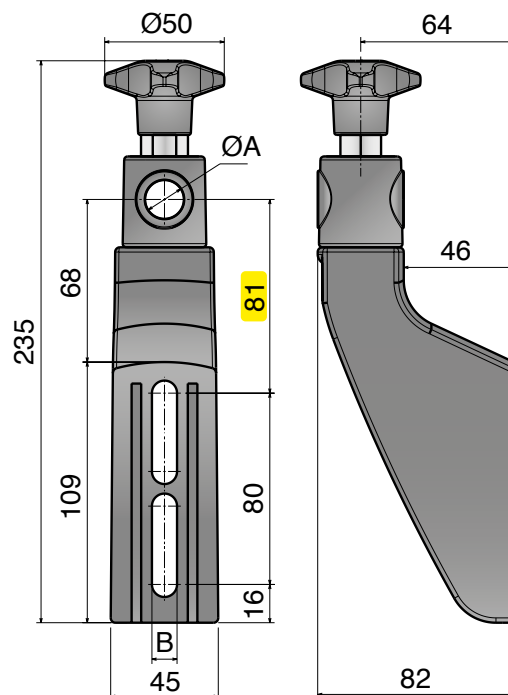
306

Supporto laterale -medio-, volantino alto
Side bracket -medium-, high knob / Geländerhalter -medium-, hoher Sterngriff



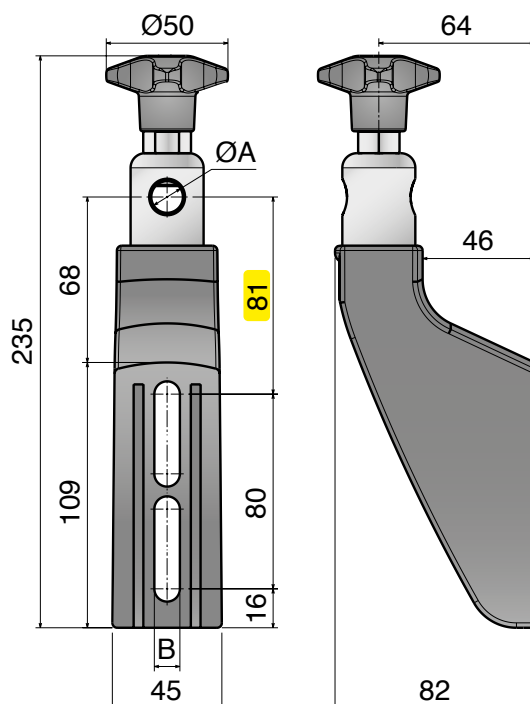
Part	Article-Nr.	ØA	B
306	30601	12	9
306	30605	14	9
306	30602	16	9
306	30603	12	10,5
306	30606	14	10,5
306	30604	16	10,5

307 Supporto laterale -medio-, orientabile Side bracket -medium-, adjustable / Geländerhalter -medium-, einstellbar



Part	Article-Nr.	ØA	B
307	30701	12	9
307	30705	14	9
307	30702	16	9
307	30703	12	10,5
307	30706	14	10,5
307	30704	16	10,5
307	30709	bracket	9
307	30710	bracket	10,5

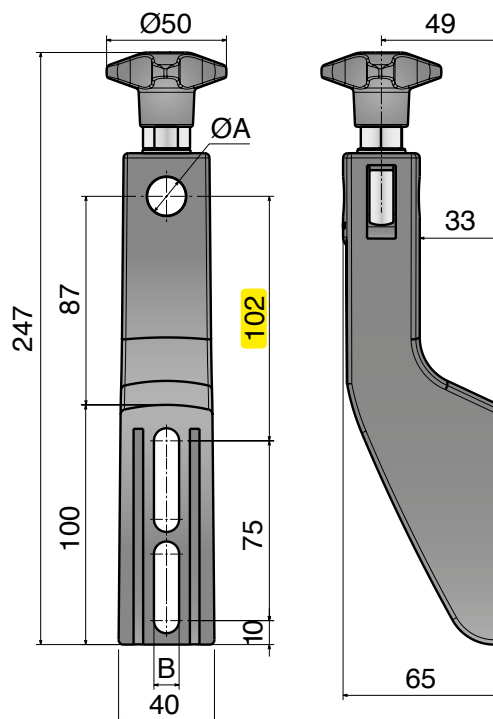
308 Supporto laterale -medio-, orientabile INOX Side bracket -medium-, adjustable SS / Geländerhalter -medium-, einstellbar Edelstahl



Part	Article-Nr.	ØA	B
308	30801	12	9
308	30805	14	9
308	30802	16	9
308	30803	12	10,5
308	30806	14	10,5
308	30804	16	10,5

309

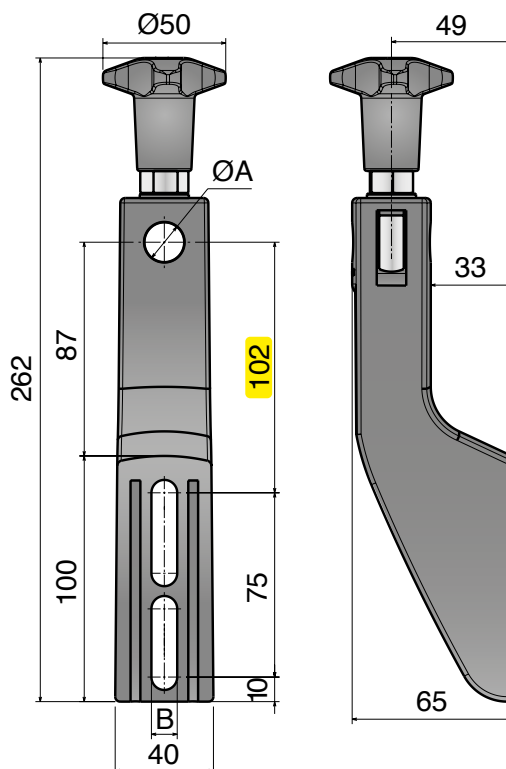
Supporto laterale -grande-
Side bracket -large- / Geländerhalter -groß-



Part	Article-Nr.	ØA	B
309	30901	12	9
309	30905	14	9
309	30902	16	9
309	30903	12	10,5
309	30906	14	10,5
309	30904	16	10,5

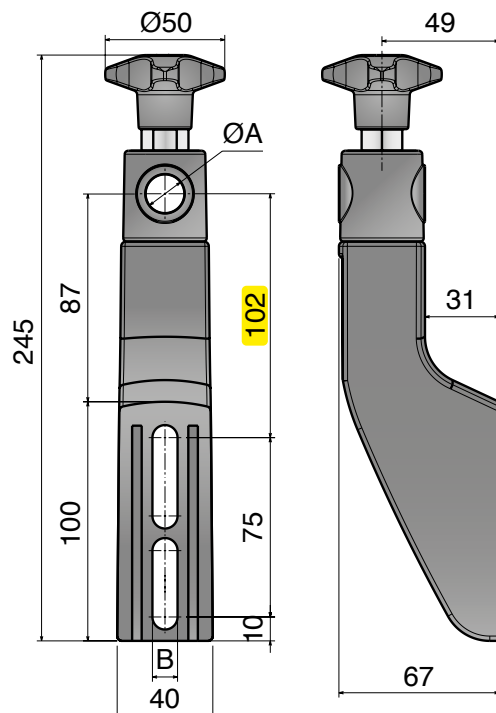
310

Supporto laterale -grande-, volantino alto
Side bracket -large-, high knob / Geländerhalter -groß-, hoher Sterngriff



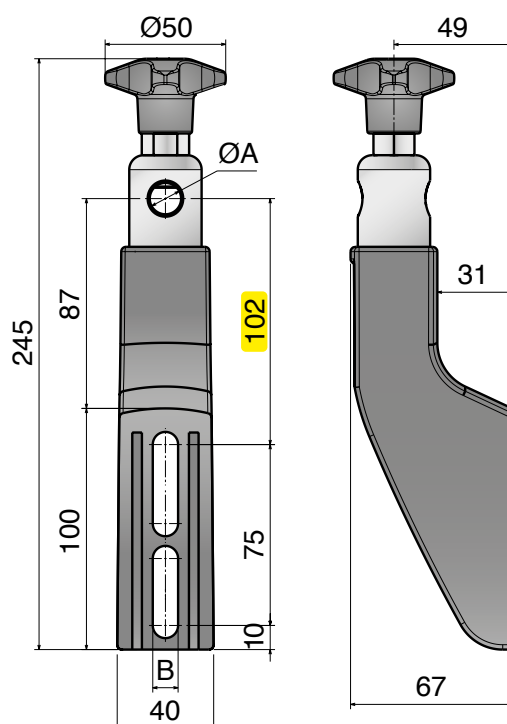
Part	Article-Nr.	ØA	B
310	31001	12	9
310	31005	14	9
310	31002	16	9
310	31003	12	10,5
310	31006	14	10,5
310	31004	16	10,5

311 Supporto laterale -grande-, orientabile Side bracket -large-, adjustable / Geländerhalter -groß-, einstellbar



Part	Article-Nr.	ØA	B
311	31101	12	9
311	31105	14	9
311	31102	16	9
311	31103	12	10,5
311	31106	14	10,5
311	31104	16	10,5
311	31109	bracket	9
311	31110	bracket	10,5

312 Supporto laterale -grande-, orientabile INOX Side bracket -large-, adjustable SS / Geländerhalter -groß-, einstellbar Edelstahl

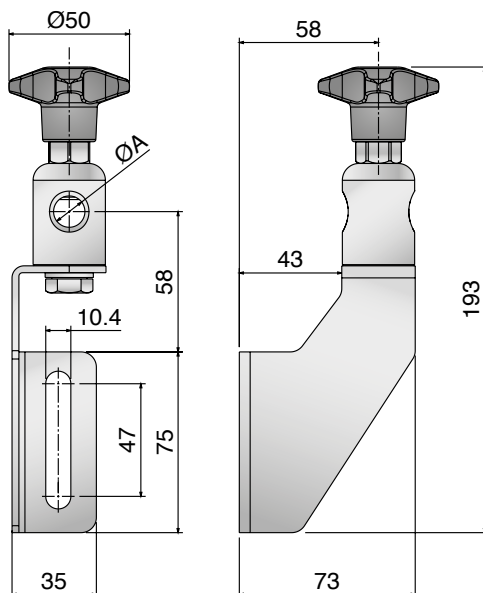


Part	Article-Nr.	ØA	B
312	31201	12	9
312	31205	14	9
312	31202	16	9
312	31203	12	10,5
312	31206	14	10,5
312	31204	16	10,5

398

Supporto laterale inox -medio- orientabile

SS bracket -medium-, adjustable / Edelstahl Geländerhalter -medium-, einstellbar

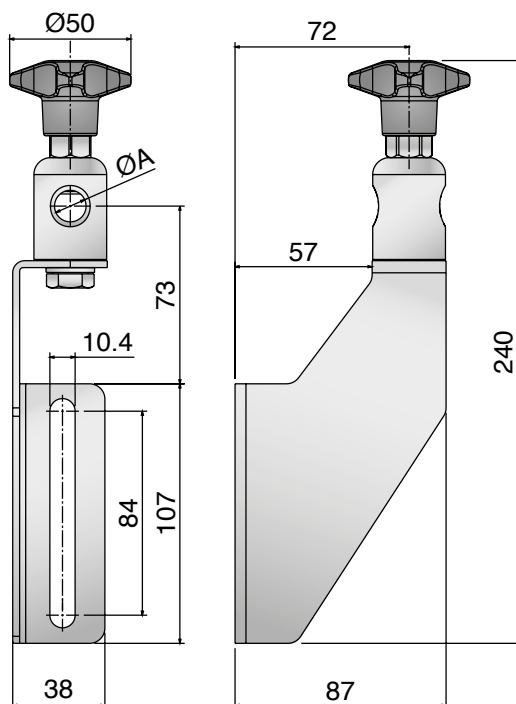


Part	Article-Nr.	ØA
398	39860	12
398	39862	14
398	39861	16

Stainless steel
AISI 304

Supporto laterale inox -grande- orientabile

SS bracket -large-, adjustable / Edelstahl Geländerhalter -groß-, einstellbar



Part	Article-Nr.	ØA
398	39870	12
398	39872	14
398	39871	16

Stainless steel
AISI 304

Materiale / Material / Materialien:

Volantino: PA+ottone nichelato Knob: PA+nickel plated brass Sterngriff: PA+ Messing vernickelt

Tirante: Acciaio inox Eyebolt: Stainless steel Augenschraube: Edelstahl

Testina: PA o Acciaio inox Heads: PA or stainless steel Schwenkopf: PA oder Edelstahl

Vite, rondella e dado: Acciaio inox Screw, washers and nut: Stainless steel Schraube, Unterlegs und Mutter: Edelstahl

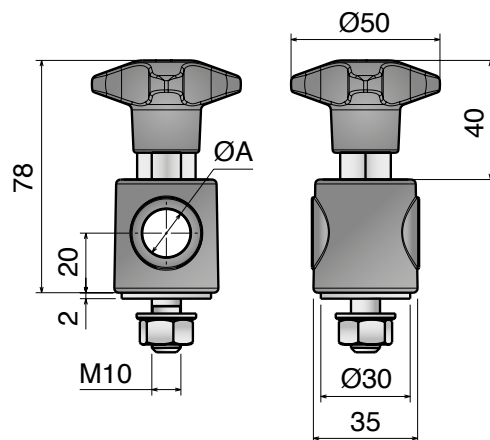
313-314

Componenti / Conveyor components / Komponenten

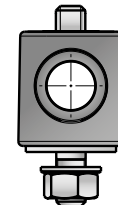
313

Testina orientabile

Adjustable head / Schwenkopf



Part	Article-Nr.	ØA
313	31301	12
313	31303	14
313	31302	16
313	31311	12-without knob
313	31313	14-without knob
313	31312	16-without knob



Without knob

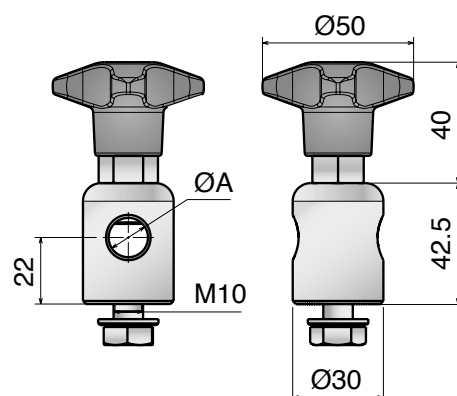


Spacer
31330

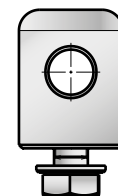
314

Testina orientabile, acciaio inox

Adjustable head, stainless steel / Schwenkopf, Edelstahl



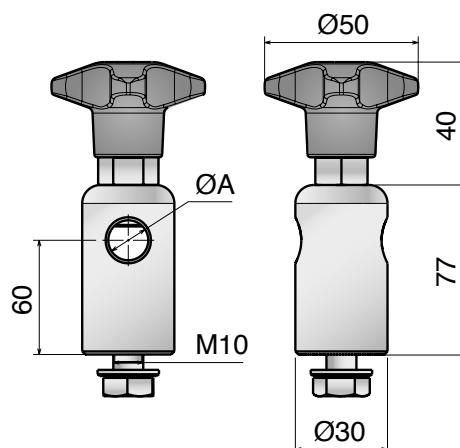
Part	Article-Nr.	ØA
314	31401	12
314	31403	14
314	31402	16
314	31411	12-without knob
314	31413	14-without knob
314	31412	16-without knob



Without knob

Testina orientabile alta, acciaio inox

Adjustable head, stainless steel / Schwenkopf, Edelstahl



Part	Article-Nr.	ØA
314	31409	12
314	31414	14
314	31410	16
314	31419	12-without knob
314	31421	14-without knob
314	31420	16-without knob



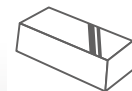
Without knob

Movex

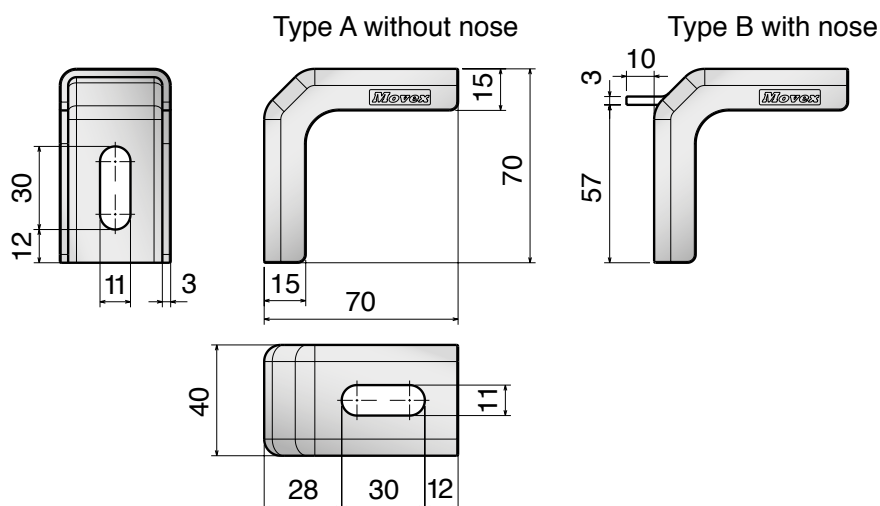
315 Supporto laterale "L" L-bracket / Winkel



Part	Article-Nr.	Type
315	31501	A
315	31502	B



**Stainless steel
AISI 304**



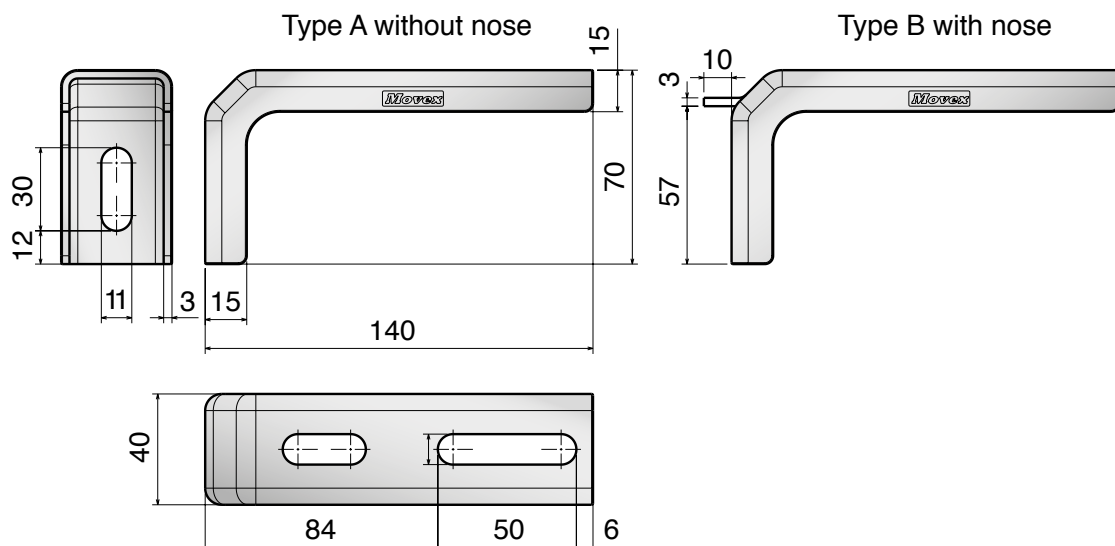
316 Supporto laterale "L" L-bracket / Winkel



Part	Article-Nr.	Type
316	31601	A
316	31602	B



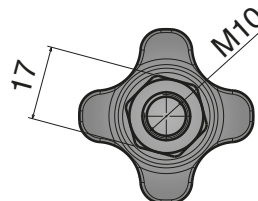
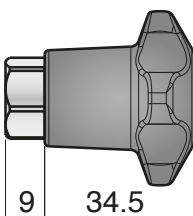
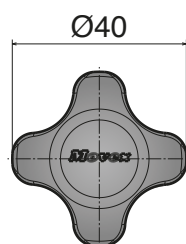
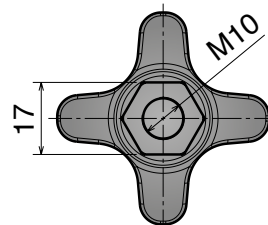
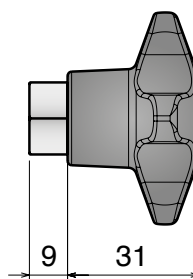
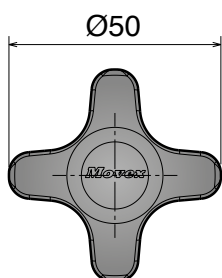
**Stainless steel
AISI 304**



317

Volantino Star knob / Sterngriff

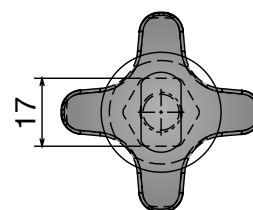
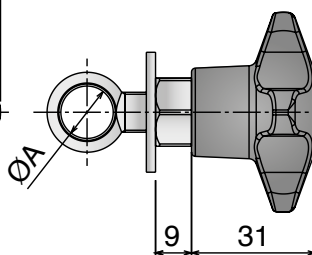
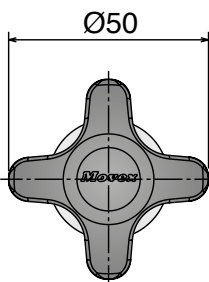
Part	Article-Nr.	Ø
317	31701	50
317	31702	40



Volantino con tirante

Star knob with eye-bolt / Sterngriff mit Augenschraube

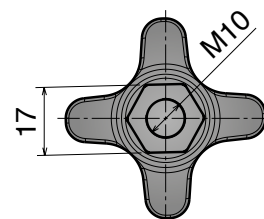
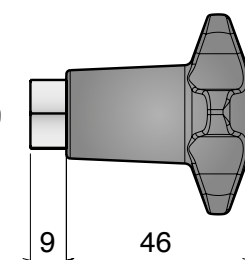
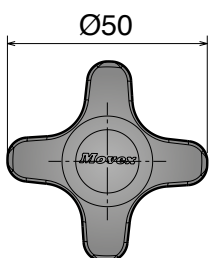
Part	Article-Nr.	ØA
317	31799	12
317	31797	14
317	31798	16



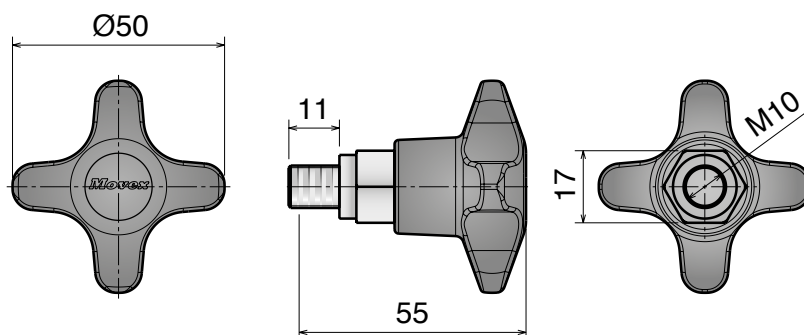
318

Volantino Star knob / Sterngriff

Part	Article-Nr.
318	31801

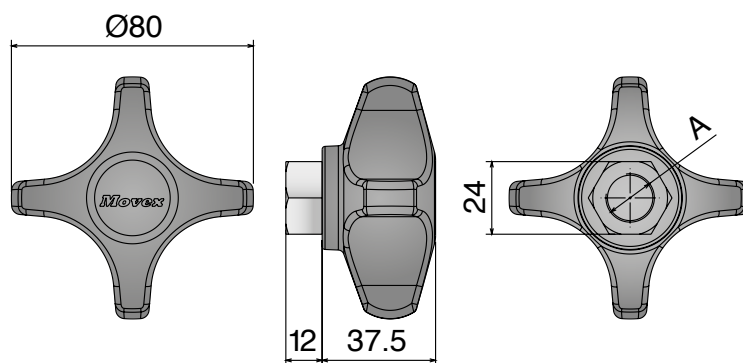


319 Volantino Star knob / Sterngriff



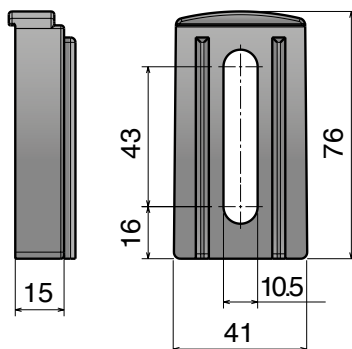
Part	Article-Nr.	Ø
319	31901	50

320 Volantino Ø80 Star knob Ø80 / Sterngriff Ø80



Part	Article-Nr.	A
320	32001	M12
320	32002	M16

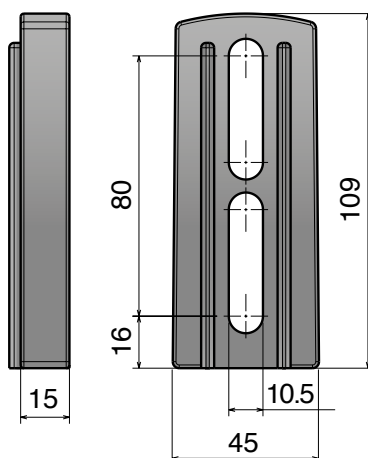
321 Distanziale per supporto -piccolo- Spacer for bracket -small- / Distanzstück für Geländerhalter -klein-



Part	Article-Nr.
321	32101

Use with bracket
part. 301-302
page 301

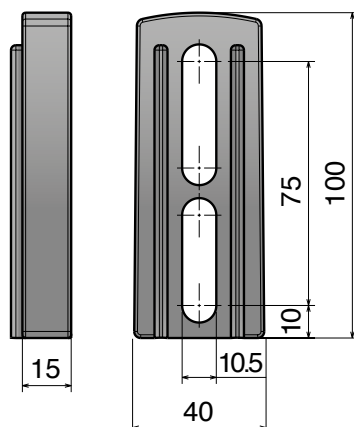
322 Distanziale per supporto -medio- Spacer for bracket -medium- / Distanzstück für Geländerhalter -medium-



Part	Article-Nr.
322	32201

Use with bracket
part. 305-306-307-308
pages 302-303

323 Distanziale per supporto -grande- Spacer for bracket -large- / Distanzstück für Geländerhalter -groß-



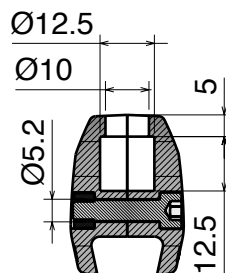
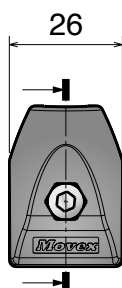
Part	Article-Nr.
323	32301

Use with bracket
part. 309-310-311-312
pages 304-305

324

Morsetto singolo per guida laterale conica

Single clamp for conical side guide / Einfachklemme für konische Seitenführung



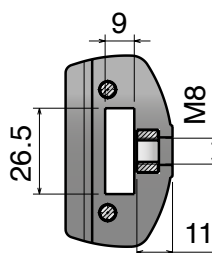
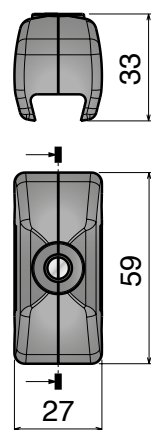
Part	Article-Nr.
324	32401

Consult pag 318
for pin design

325

Morsetto singolo per guida laterale conica

Single clamp for conical side guide / Einfachklemme für konische Seitenführung

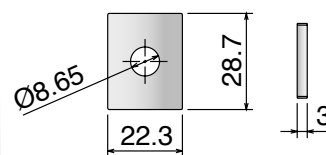
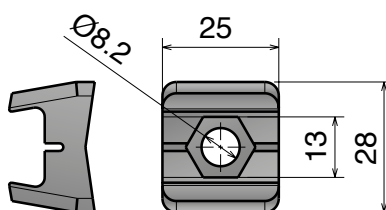


Part	Article-Nr.
325	32501

326

Morsetto singolo per guida laterale conica

Single clamp for conical side guide / Einfachklemme für konische Seitenführung



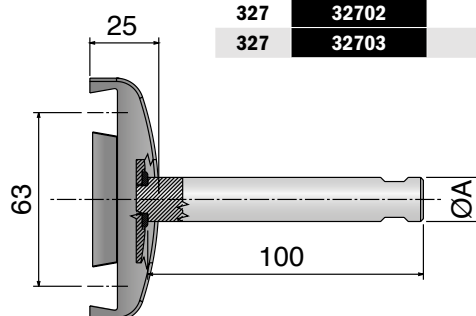
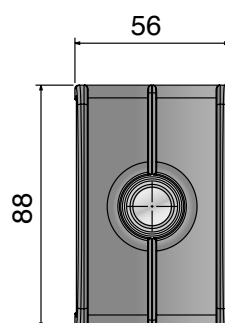
Reinforcement plate Art-Nr. 33201

Part	Article-Nr.
326	32601

327

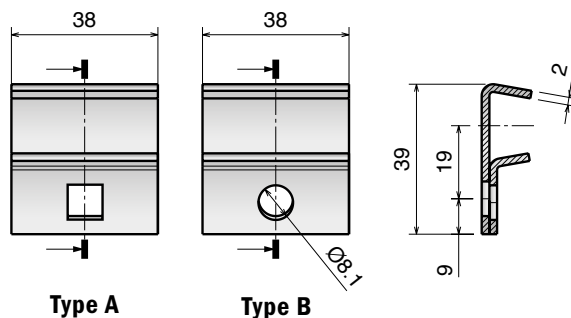
Morsetto doppio per guida laterale conica

Double clamp for conical side guide / Doppelklemme für konische Seitenführung



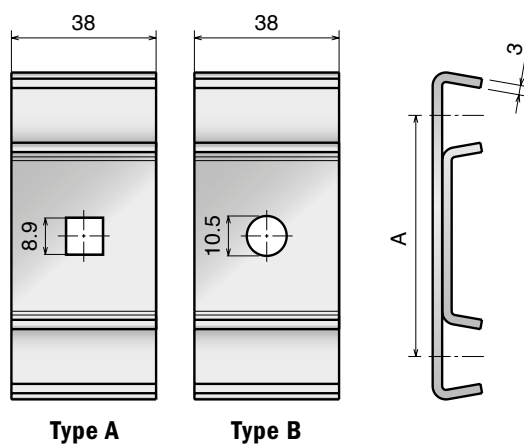
Part	Article-Nr.	ØA
327	32701	without pin
327	32702	12
327	32703	16

328 Morsetto singolo per guida laterale conica Single clamp for conical side guide / Einfachklemme für konische Seitenführung



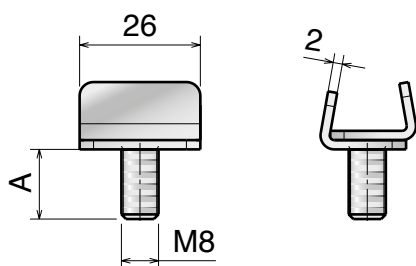
Part	Article-Nr.	Material	Type
328	32801	AISI 304	A
328	32802	AISI 304	B
328	32811	AISI 316	A

329 Morsetto doppio per guida laterale conica Double clamp for conical side guide / Doppelklemme für konische Seitenführung



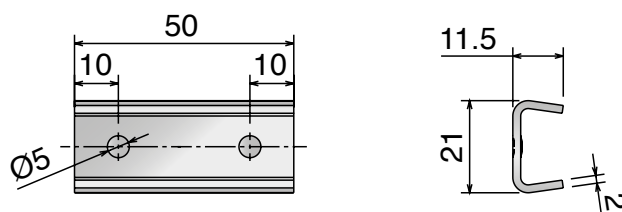
Part	Article-Nr.	A	Type
329	32904	50,0	A
329	32901	63,5	A
329	32902	82,55	A
329	32903	95,25	A
329	32911	63,5	B
329	32912	82,55	B
329	32913	95,25	B

330 Morsetto singolo per guida laterale conica Single clamp for conical side guide / Einfachklemme für konische Seitenführung



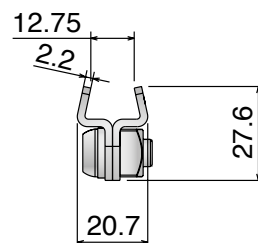
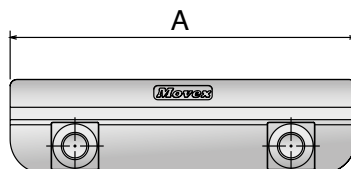
Part	Article-Nr.	A
330	33001	15
330	33002	26
330	33003	20
330	33004	30

390 Elemento di giunzione Connecting element / Verbinder



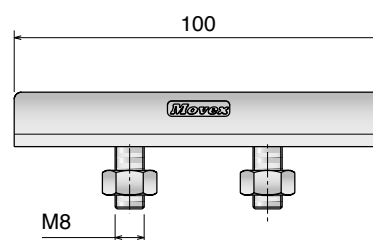
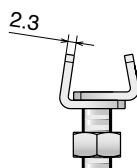
Part	Article-Nr.
390	39001

392 Elemento di connessione Connecting clamp / Verbindungsklemme



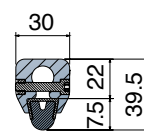
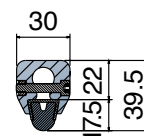
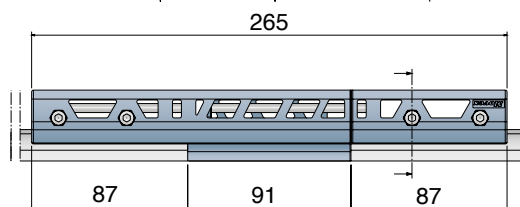
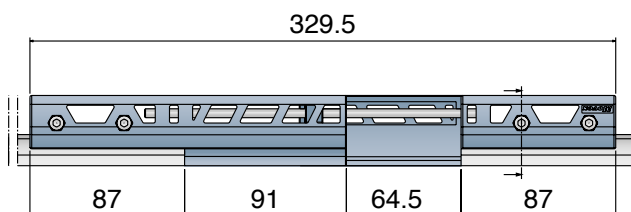

Part	Article-Nr.	A
392	39201	75
392	39202	100
392	39203	150

393 Elemento di connessione Connecting clamp / Verbindungsklemme



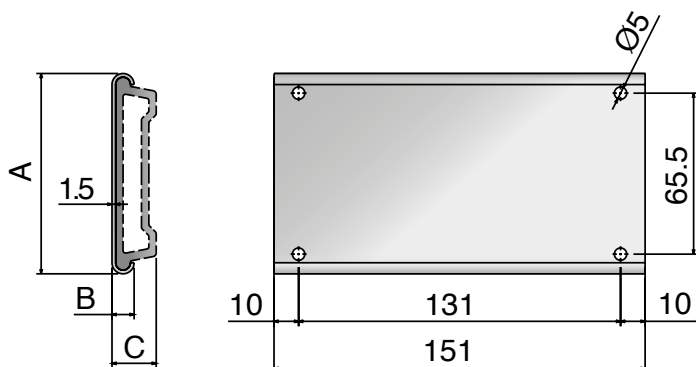

Part	Article-Nr.	A
393	39301	100

336 Morsetto aggiustabile guide coniche Adjustable clamp for conical guide / verstellbare Klemme für konische Führungen




Part	Article-Nr.	A
336	33601	

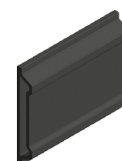
394 Morsetto di giunzione Joint clamp / Verbindungsplatte



Part	Article-Nr.	ØA	B	C	Specific
394	39401	81,5	9	18	used with part 135
394	39402	90	8	17	used with part 136



Used with
Part 135
page 274

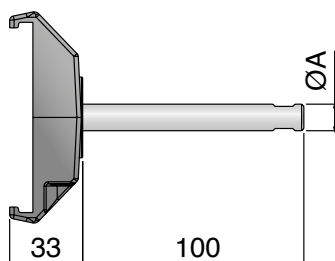


Used with
Part 136
page 274


341 Morsetto Clamp / Klemme



Type A



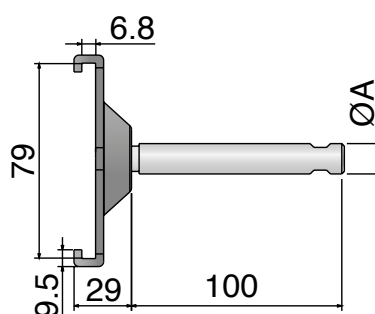
Part	Article-Nr.	ØA	Type
341	34101	without pin	A
341	34102	12	A
341	34103	16	A




Used with
Part 136
page 274



Type B



Part	Article-Nr.	ØA	Type
341	34111	without pin	B
341	34112	12	B
341	34113	16	B




Used with
Part 135
page 274

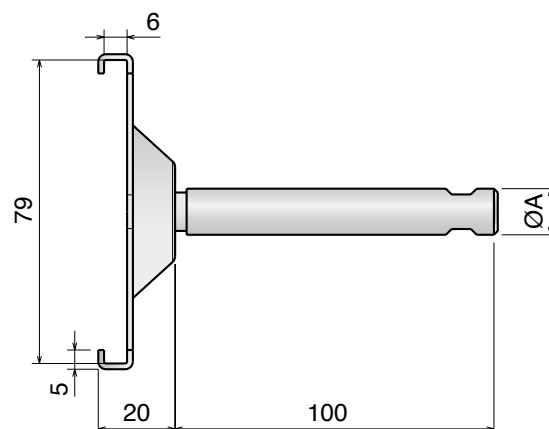
331 Morsetto acciaio inox Clamp, stainless steel / Klemme, Edelstahl




Used with
Part 135
page 274



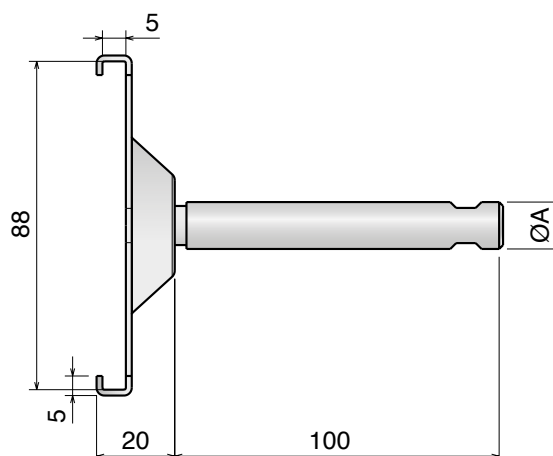
Used with
Part 189 page 280
Part 187 page 281
Part 1056 page 282
Part 1057 page 282



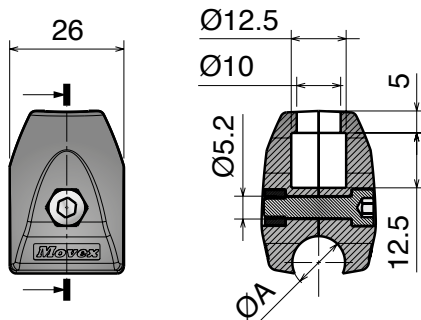
345 Morsetto acciaio inox Clamp, stainless steel / Klemme, Edelstahl



Used with
Part 136
page 274



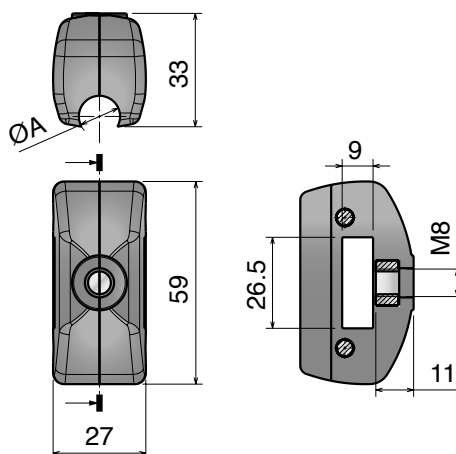
337 Morsetto singolo per tondino Single clamp for round bar / Einfachklemme für Rund Profil



Part	Article-Nr.	ØA
337	33701	10
337	33702	12

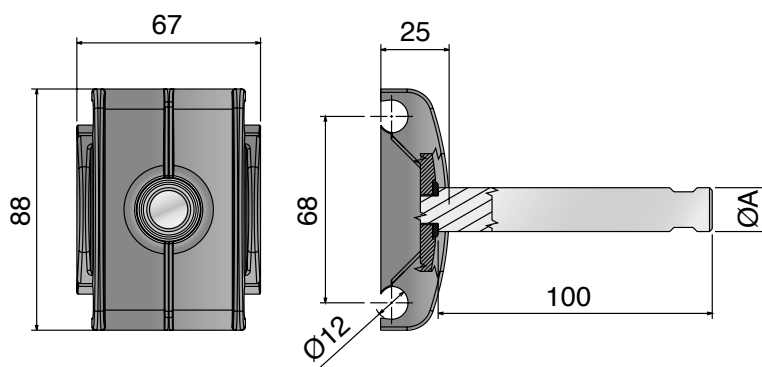
Consult pag 318
for pin design

338 Morsetto singolo per tondino Single clamp for round bar / Einfachklemme für Rund Profil



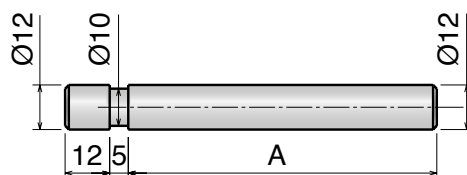
Part	Article-Nr.	ØA
338	33801	10
338	33802	12

339 Morsetto doppio per tondino Double clamp for round bar / Doppelklemme für Rund Profil

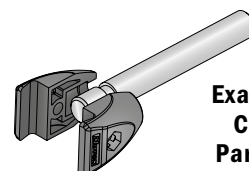


Part	Article-Nr.	ØA
339	33901	without pin
339	33902	12
339	33903	16

349 Perno Rod / Bolzen

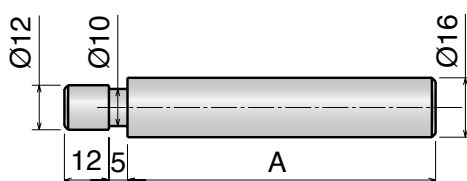


Part	Article-Nr.	A
349	34901	80
349	34902	100
349	34903	150

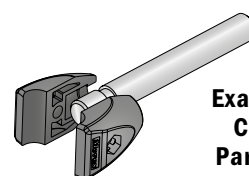


Example:
CLAMP
Part 324

350 Perno Rod / Bolzen

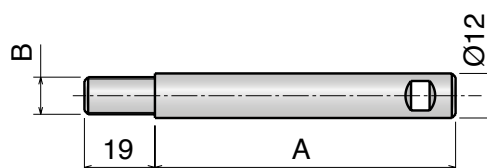


Part	Article-Nr.	A
350	35001	80
350	35002	100
350	35003	150

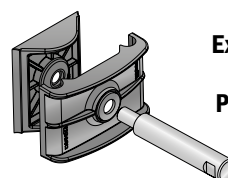


Example:
CLAMP
Part 337

351 Perno Rod / Bolzen

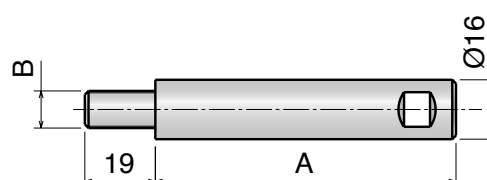


Part	Article-Nr.	A	B
351	35101	80	M10
351	35102	100	M10
351	35103	150	M10
351	35151	80	M8
351	35152	100	M8
351	35153	150	M8




Example:
CLAMP
Part 339

352 Perno Rod / Bolzen

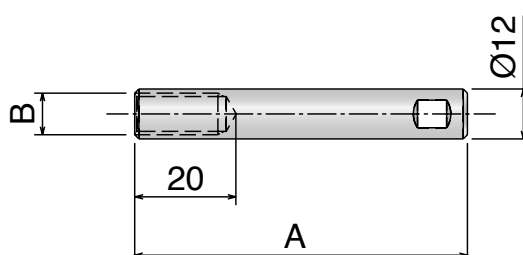


Part	Article-Nr.	A	B
352	35201	80	M10
352	35202	100	M10
352	35203	150	M10
352	35251	80	M8
352	35252	100	M8
352	35253	150	M8

347 Perno filettato femmina Rod / Bolzen



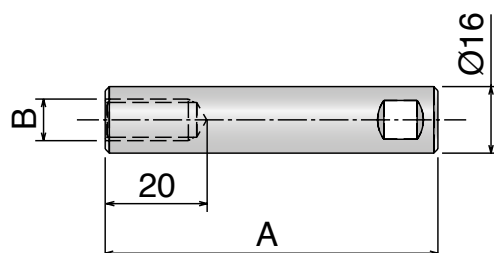
Part	Article-Nr.	A	B
347	34701	80	M10
347	34702	100	M10
347	34703	150	M10
347	34751	80	M8
347	34752	100	M8
347	34753	150	M8



348 Perno filettato femmina Rod / Bolzen



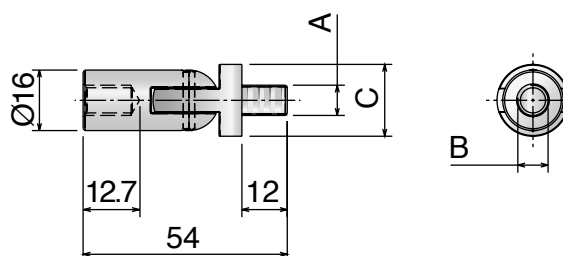
Part	Article-Nr.	A	B
348	34801	80	M10
348	34802	100	M10
348	34803	150	M10
348	34851	80	M8
348	34852	100	M8
348	34853	150	M8



346 Snodo Joint rod adapter / Gelenk



Part	Article-Nr.	A	B	C
346	34601	M8	M8	19
346	34602	M8	M10	19
346	34603	M10	M10	19
346	34699	M8	M8	16

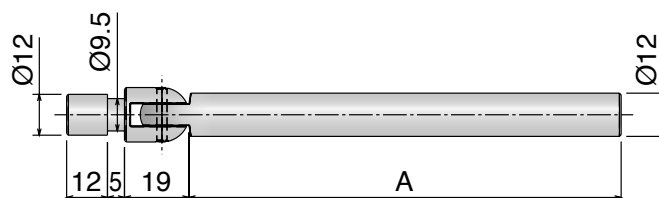


356 Perno snodato Jointed rods / Gelenkbolzen




Part	Article-Nr.	A
356	35601	80
356	35602	100
356	35603	150

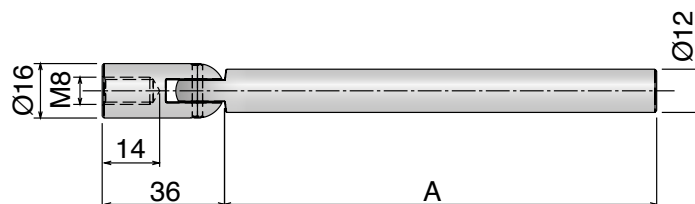
Use with bracket
Part 324-337



357 Perno snodato Jointed rods / Gelenkbolzen



Part	Article-Nr.	A
357	35701	80
357	35702	100
357	35703	150




335

Guide a rulli laterale Roller guides / Röllchenführung

New Patented

Max fixing load M8 screw: 15 N/m



Type A

Part	Article-Nr.	Type
------	-------------	------

335	33502	A
-----	-------	---



Type B

Part	Article-Nr.	Type
------	-------------	------

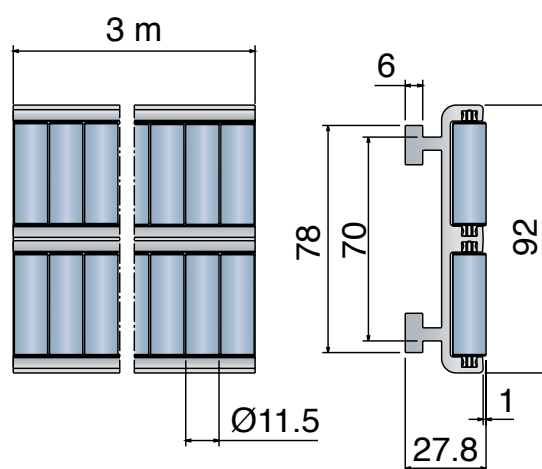
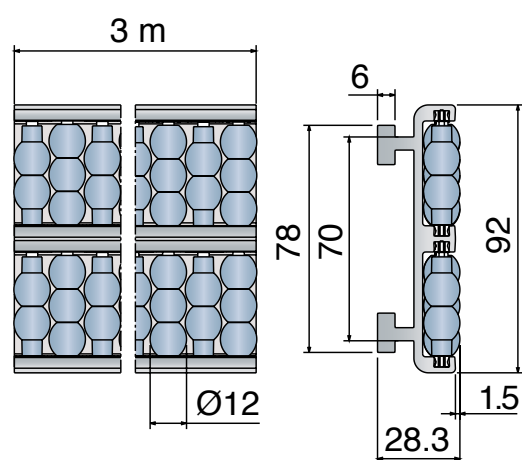
335	33504	B
-----	-------	---



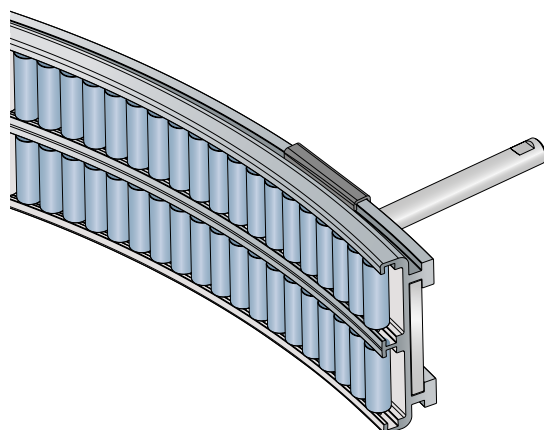
Type B1

Part	Article-Nr.	Type
------	-------------	------

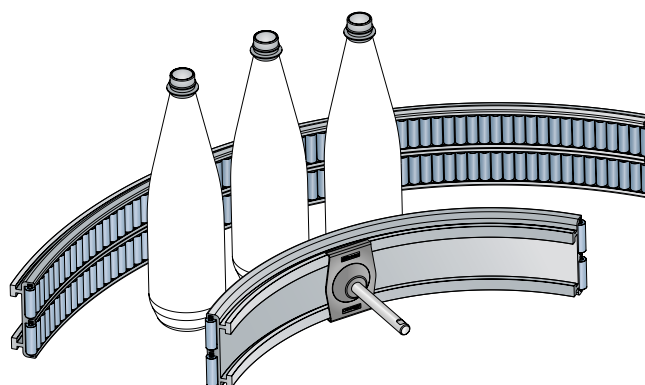
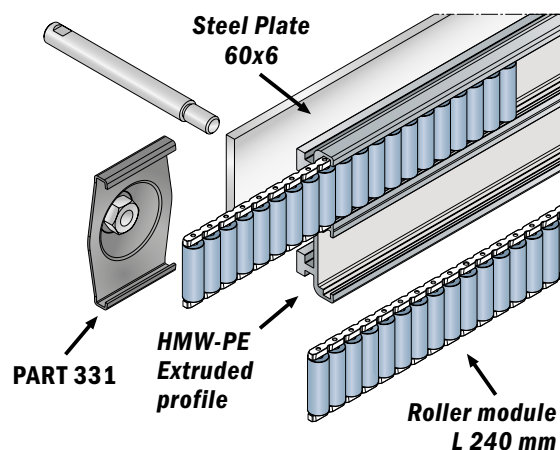

335	33506	B1
-----	-------	----



**Soft roller
 SEBS rubber**



**Available roller
 for bending
 machine**



Materiale / Material / Materialien:

Guida: alluminio anodizzato/Guide: anodized aluminum/Führung: eloxiertem Aluminium


Rulli: resina acetica o gomma SEBS/Rollers: Acetal Resin or SEBS rubber/Röllchen: Azetal oder SEBS gummi

Vite: Acciaio inox Screw: Stainless steel Schrauben: Edelstahl


358

Guide a rulli laterale
Roller guides / Röllchenführung


Max fixing load M8 screw: 15 N/m

**Type A**

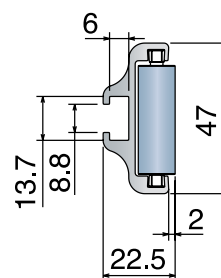
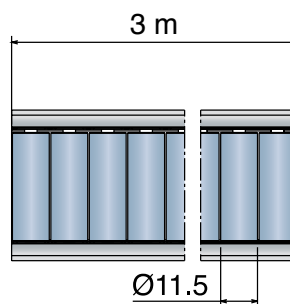
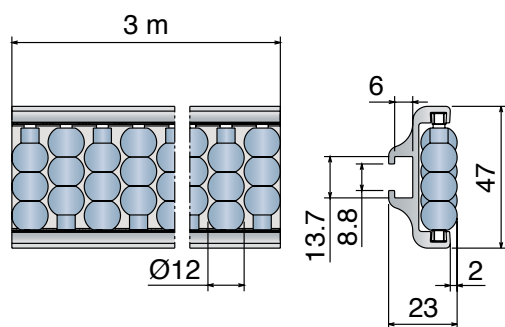
Part	Article-Nr.	Type
358	35802	A

**Type B**

Part	Article-Nr.	Type
358	35804	B

**Type B1**

Part	Article-Nr.	Type
358	35806	B1

**Soft roller**
SEBS rubberFixing screw:
M8 hex.head
or **PART 362****Puntale / Shoe / Einlaufschuh**

Part	Article-Nr.	Type
364	36401	fresato/machined/gefräst

Materiale / Material / Materialien:

Guida: alluminio anodizzato/Guide: anodized aluminum/Führung: eloxiertem Aluminium

Rulli: resina acetica o gomma SEBS/Rollers: Acetal Resin or SEBS rubber/Röllchen: Azetal oder SEBS gummi

Vite: Acciaio inox Screw: Stainless steel Schrauben: Edelstahl

359

Componenti / Conveyor components / Komponenten

359

Guide a rulli laterale

Roller guides / Röllchenführung

Max fixing load M8 screw: 15 N/m



Type A

Part	Article-Nr.	Type
359	35902	A



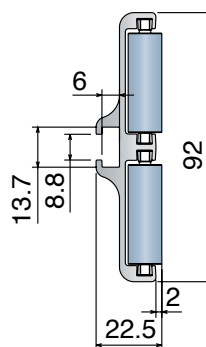
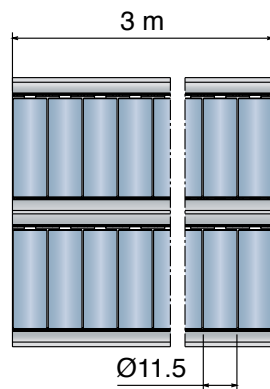
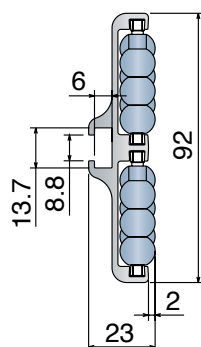
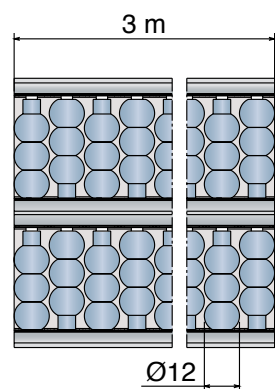
Type B

Part	Article-Nr.	Type
359	35904	B



Type B1

Part	Article-Nr.	Type
359	35906	B1



Soft roller
SEBS rubber

Fixing screw:
M8 hex.head
or PART 362



Puntale / Shoe / Einlaufschuh

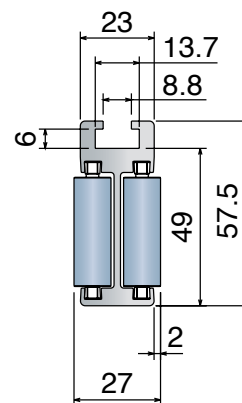
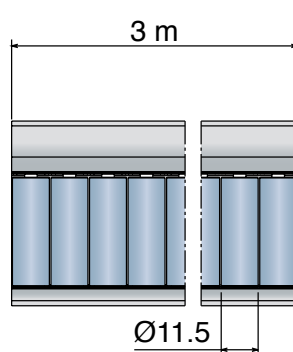
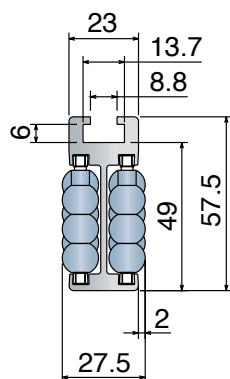
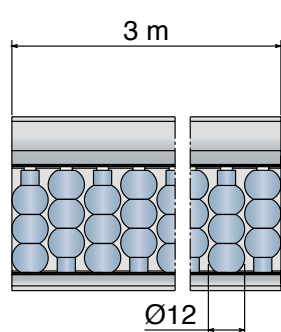





Part	Article-Nr.	Type
365	36501	fresato/machined/gefräst

360

Guide a rulli intermedia Roller guides / Röllchenführung


Max fixing load M8 screw: 15 N/m



Fixing screw:
M8 hex.head
or **PART 362**



Puntale / Shoe / Einlaufschuh

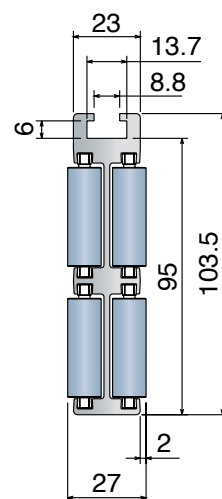
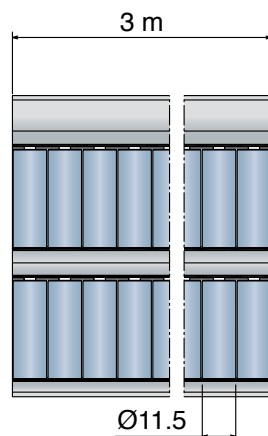
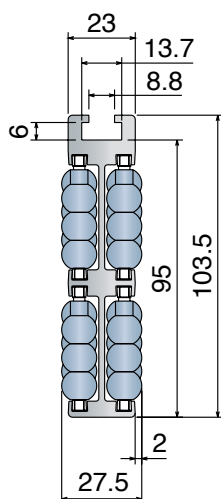
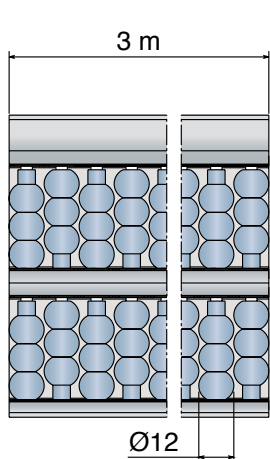



Part	Article-Nr.	Type
366	36601	fresato/machined/gefräst

361

Guide a rulli intermedia Roller guides / Röllchenführung

Max fixing load M8 screw: 15 N/m



Fixing screw:
M8 hex.head
or **PART 362**



Puntale / Shoe / Einlaufschuh



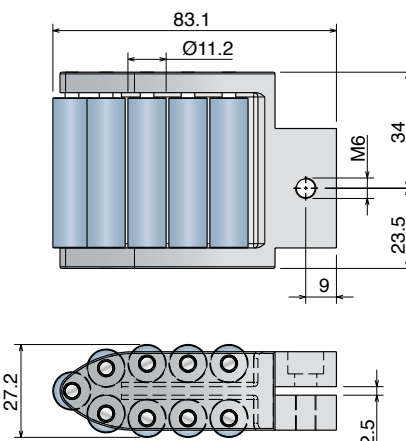
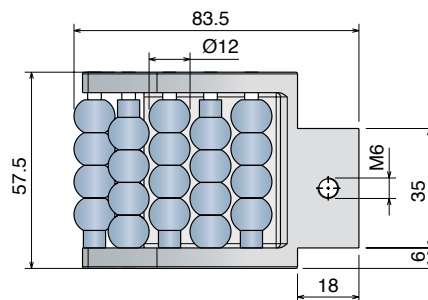
Part	Article-Nr.	Type
367	36701	fresato/machined/gefräst

366 Puntale centrale a rulli Central roller shoe / Einlaufschuh mitting

Patented



Type B1
Soft roller
SEBS rubber



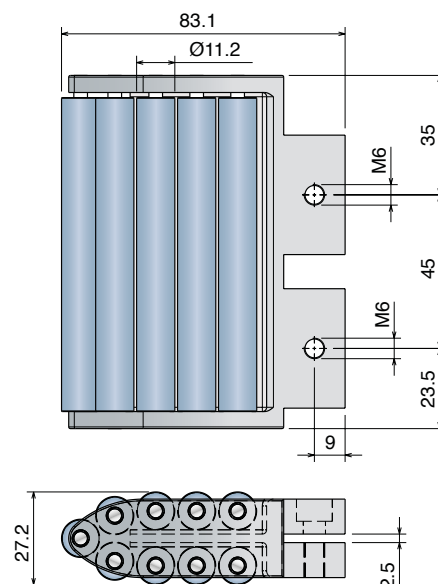
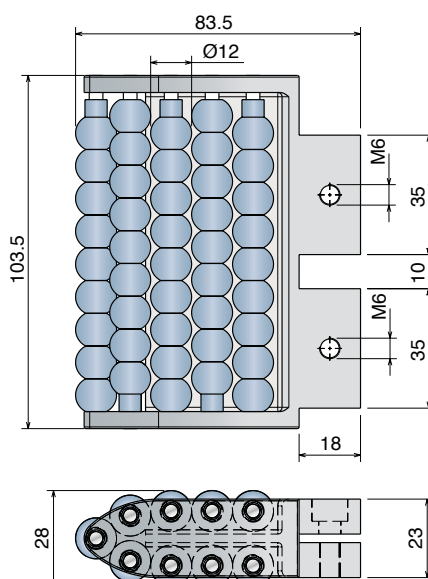
Part	Article-Nr.	Type
366	36621	A
366	36622	B
366	36623	B1

367 Puntale centrale a rulli Central roller shoe / Einlaufschuh mitting

Patented



Type B1
Soft roller
SEBS rubber



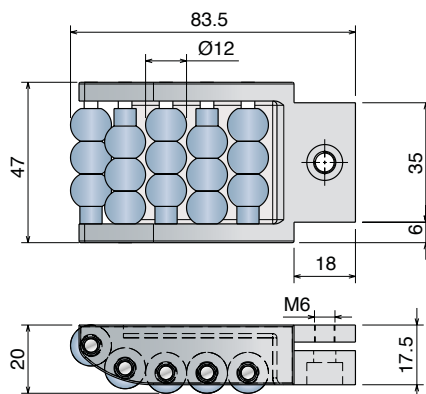
Part	Article-Nr.	Type
367	36721	A
367	36722	B
367	36723	B1

364 Puntale laterale a rulli Side roller shoe / Einlaufschuh seitlich

Patented



Type B1
Soft roller
SEBS rubber



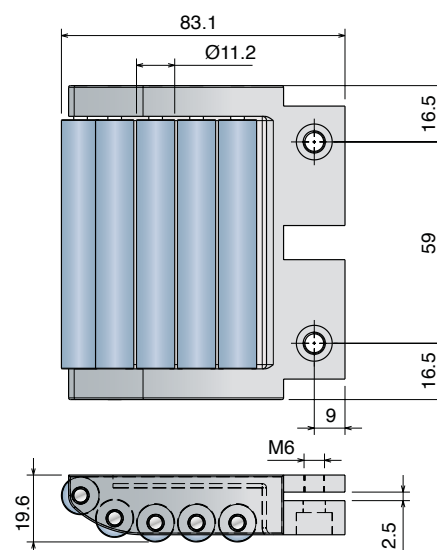
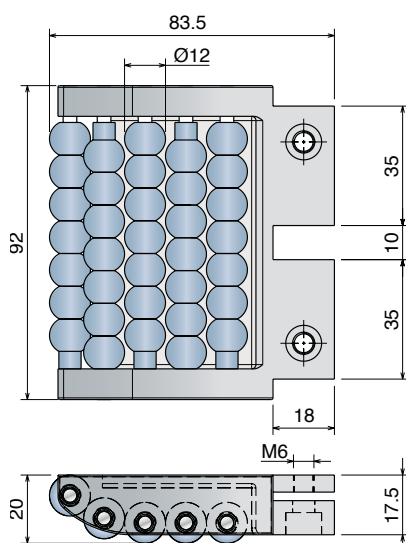
Part	Article-Nr.	Type
364	36421	A
364	36422	B
364	36423	B1

365 Puntale laterale a rulli Side roller shoe / Einlaufschuh seitlich

Patented

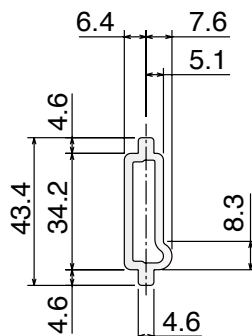



Type B1
Soft roller
SEBS rubber




Part	Article-Nr.	Type
365	36521	A
365	36522	B
365	36523	B1

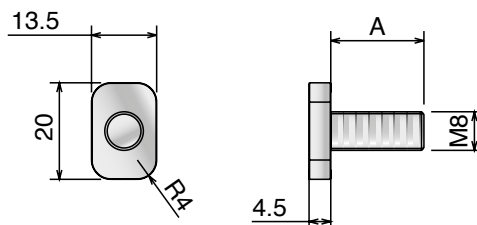
395 Guida laterale in PE PE side guides / Seitenführung in PE



Part	Article-Nr.	A
395	39501	80

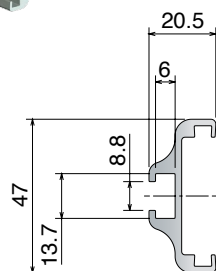



362 Vite a "T" T-bolt / T-Schraube

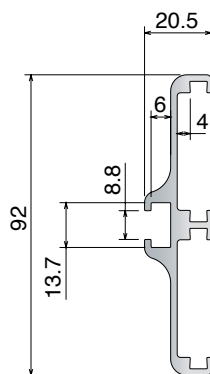


Part	Article-Nr.	A
362	36201	16
362	36202	19
362	36203	25

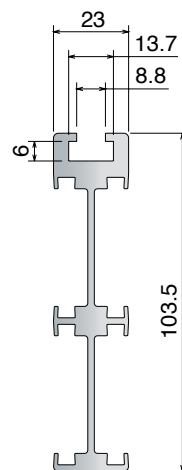
358 Guide in alluminio Aluminum guides / Aluminiumführung



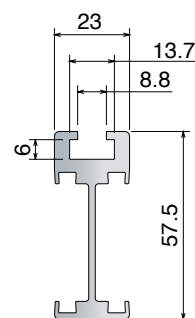
35800



35900



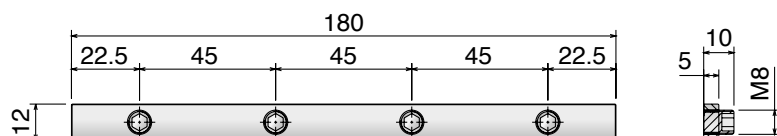
36100



36000

Part	Article-Nr.	Version	Min. radius
358	35800	Single-lateral	250
359	35900	Double-lateral	500
360	36000	Single-central	500
361	36100	Double-central	750

333 Elemento di giunzione Connecting elements / Verbindungselement

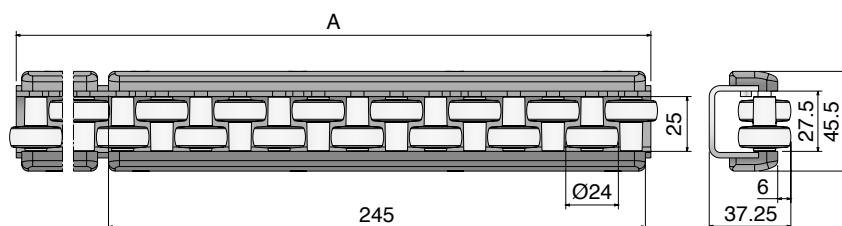


Part	Article-Nr.
333	33301

353 Guide a rulli di accumulo Accumulation roller guides / Stauröllchenführung



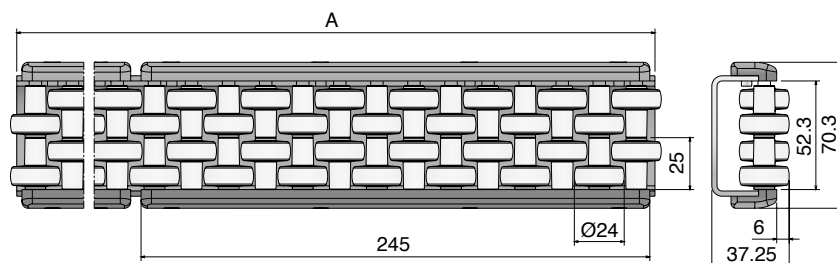
Part	Article-Nr.	A	Pin	Pin DIA
353	35301	1 m	PA	6
353	35302	2 m	PA	6
353	35303	3 m	PA	6



354 Guide a rulli di accumulo Accumulation roller guides / Stauröllchenführung



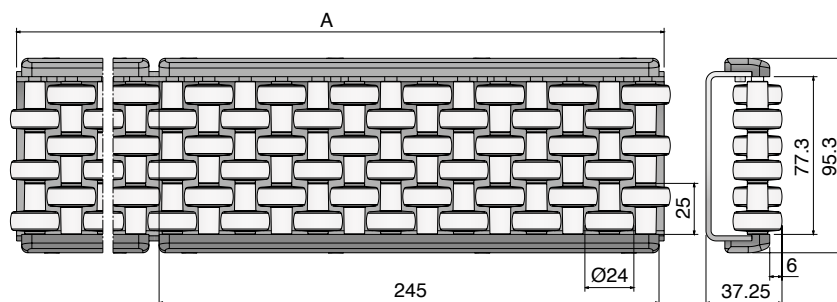
Part	Article-Nr.	A	Pin	Pin DIA
354	35401	1 m	PA	6
354	35402	2 m	PA	6
354	35403	3 m	PA	6



355 Guide a rulli di accumulo Accumulation roller guides / Stauröllchenführung




Part	Article-Nr.	A	Pin	Pin DIA
355	35501	1 m	PA	6
355	35502	2 m	PA	6
355	35503	3 m	PA	6

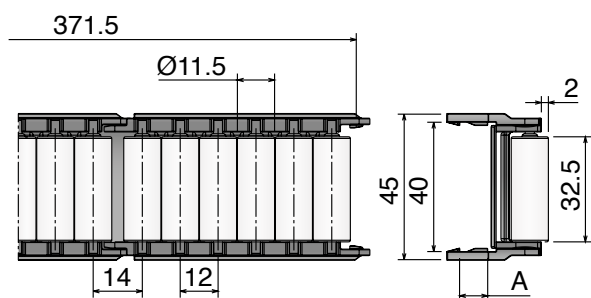


363

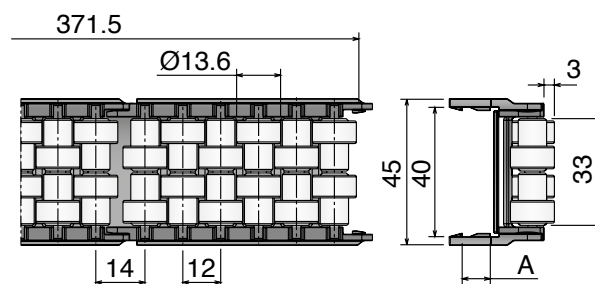
Guida a rulli flessibile
Flexible roller guide / Flexible Röllchenführung



Part	Article-Nr.	Type	A
363	36301	A	8
363	36302	B	8
363	36303	A	10
363	36304	B	10

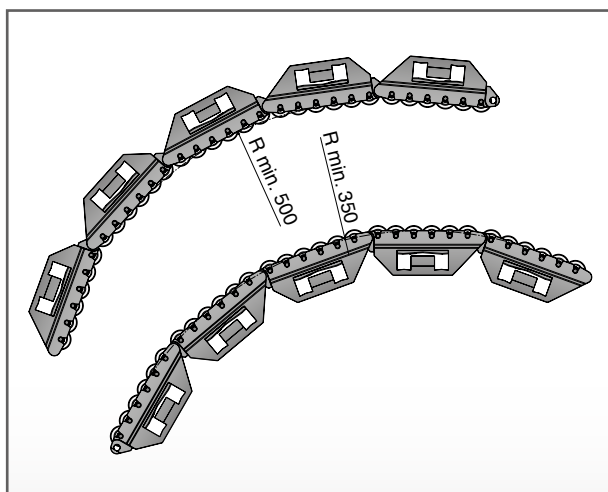


Type A



Type B

Curvature radius



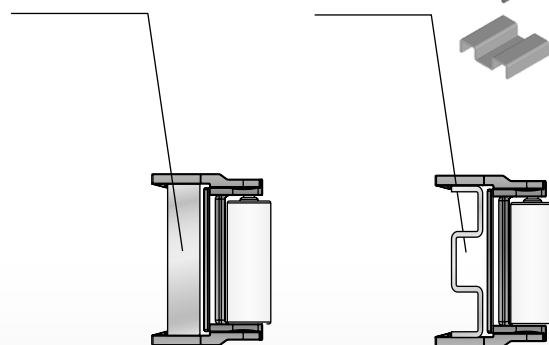
Fixing with plate and metal profile

Fixing with plate:

- 40x8
- 40x10

Fixing with Metal:

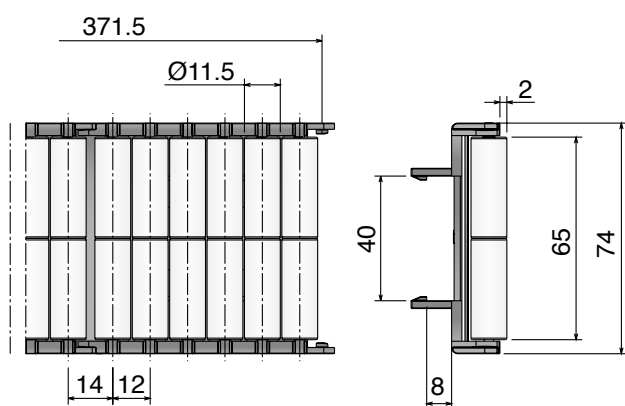

Part. 117
Part. 1055



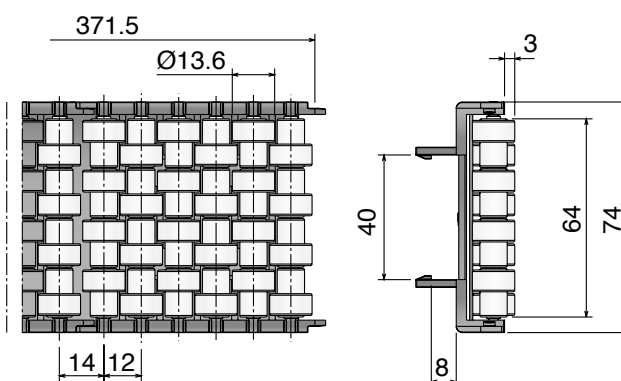
396

Guida a rulli flessibile
Flexible roller guide / Flexible Röllchenführung

Part	Article-Nr.	Type
396	39601	A
396	39602	B

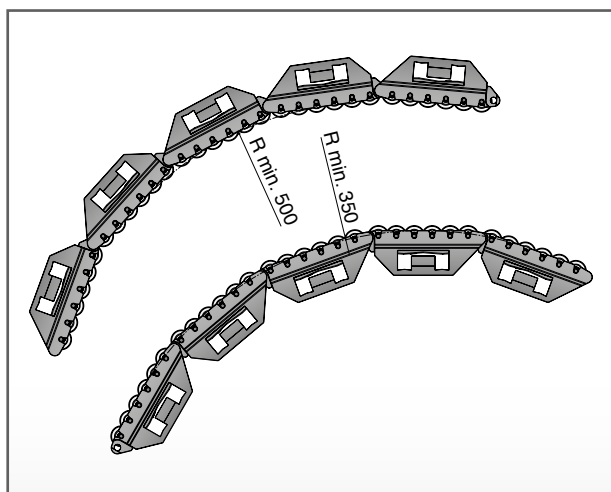


Type A

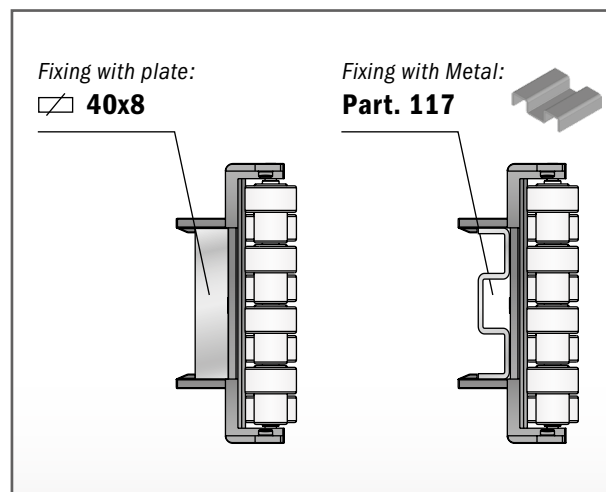


Type B

Curvature radius



Fixing with plate and metal profile




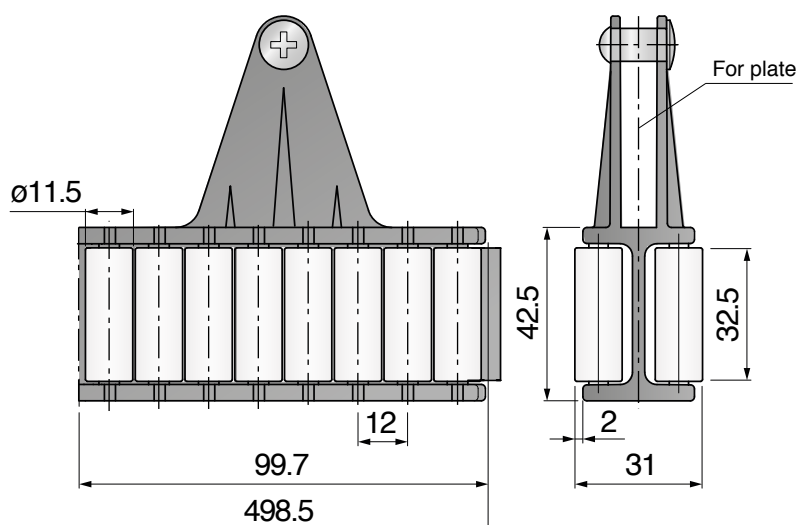
363

Guida a rulli flessibile (centrale)
Flexible roller guide (Centre) / Flexible Röllchenführung (Zentral)

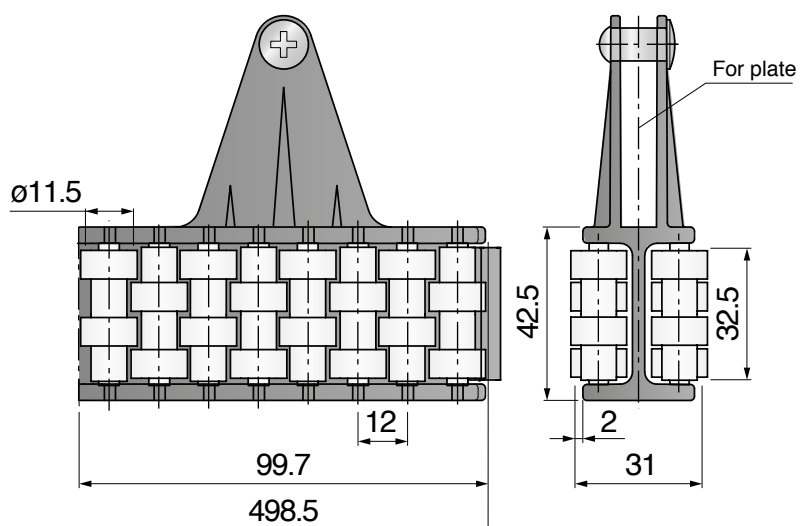
Part	Article-Nr.	Type	for plate
363	36311	A	40x10
363	36312	B	40x10



Type A



Type B

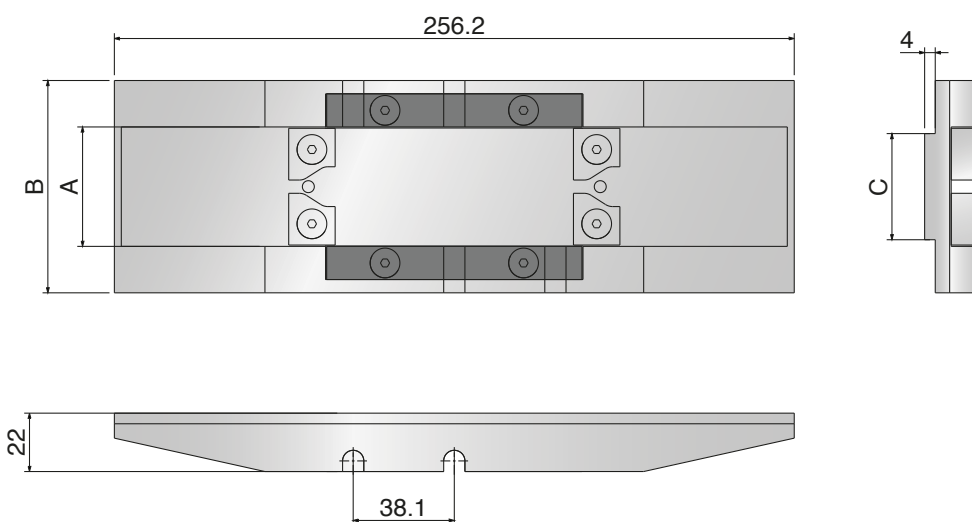



199

Blocco di montaggio catena

Chain mounting block / Kettenmontageblock

Part	Article-Nr.	A	B	C
199	19980	45	80	40
199	19981	60	100	55
199	19982	45	80	40



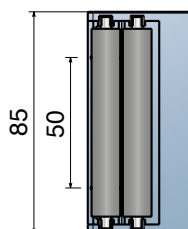
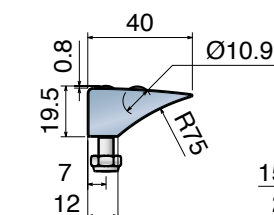
368 Moduli di trasferimento L=85 mm Transfer modules L=85 mm / Überschubmodul L=85 mm



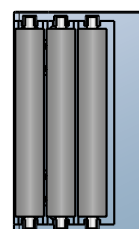
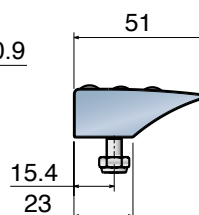
Part	Article-Nr.	Type	Roller material
368	36801	A	Acetal resin
368	36802	B	Acetal resin
368	36803	C	Acetal resin
368	36801SS	A	Stainless steel
368	36802SS	B	Stainless steel
368	36803SS	C	Stainless steel



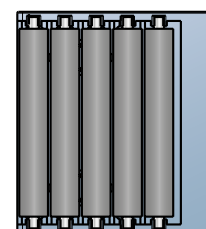
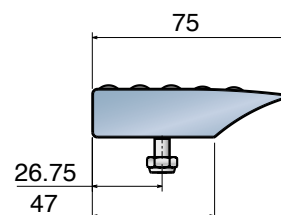
Smart Roll
with mini
bearing
in stainless
steel



Type A




Type B



Type C

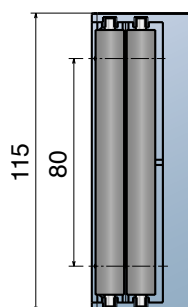
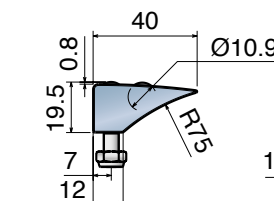
369 Moduli di trasferimento L=115 mm Transfer modules L=115 mm / Überschubmodul L=115 mm



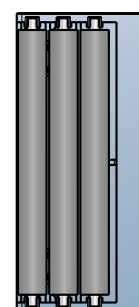
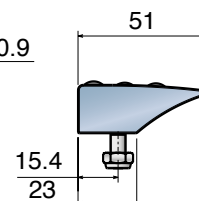
Part	Article-Nr.	Type	Roller material
369	36901	A	Acetal resin
369	36902	B	Acetal resin
369	36903	C	Acetal resin
369	36901SS	A	Stainless steel
369	36902SS	B	Stainless steel
369	36903SS	C	Stainless steel



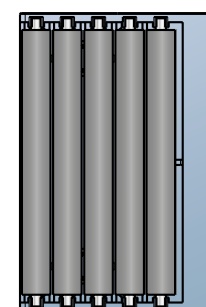
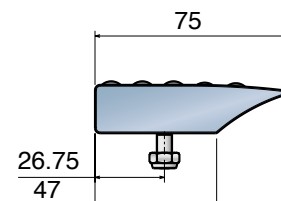
Smart Roll
with mini
bearing
in stainless
steel



Type A




Type B

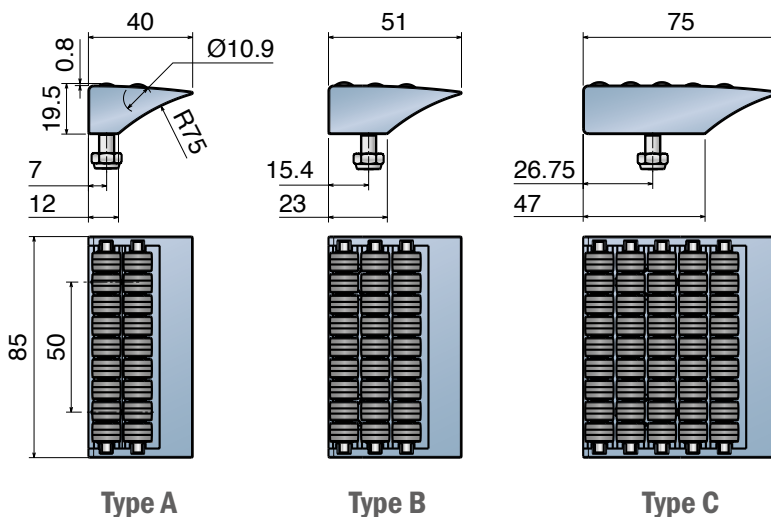


Type C


370 Moduli di trasferimento L=85 mm Transfer modules L=85 mm / Überschubmodul L=85 mm



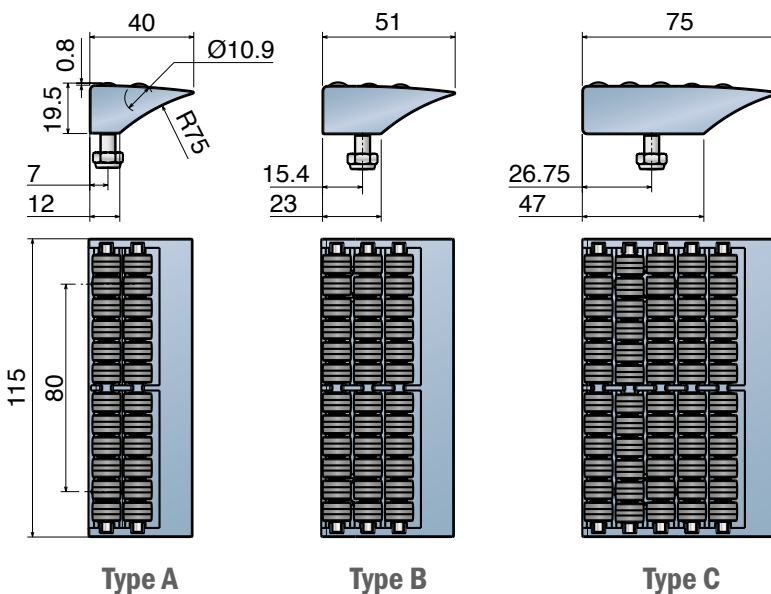
Part	Article-Nr.	Type
370	37001	A
370	37002	B
370	37003	C



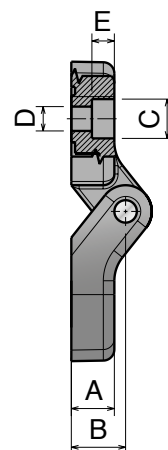
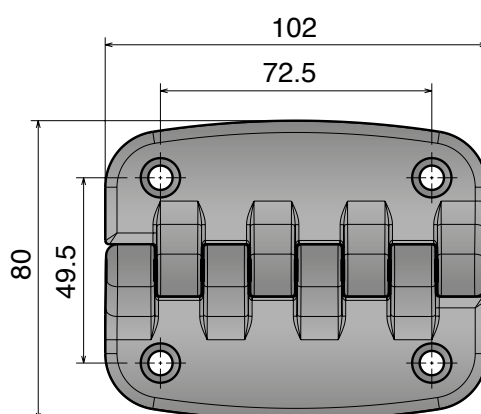
371 Moduli di trasferimento L=115 mm Transfer modules L=115 mm / Überschubmodul L=115 mm



Part	Article-Nr.	Type
371	37101	A
371	37102	B
371	37103	C

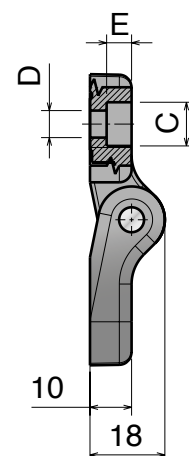
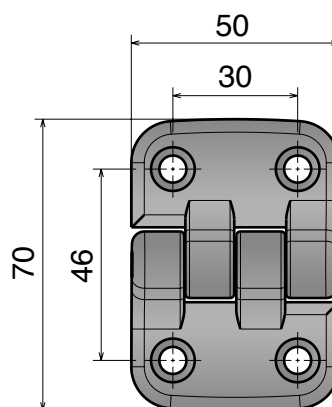


372 Cerniera Hinge / Scharnier



Part	Article-Nr.	A	B	C	D	E
372	37201	11	14	10,5	6,5	6
372	37202	11	14	13,5	8,5	8
372	37203	18	21	13,5	8,5	8

373 Cerniera Hinge / Scharnier

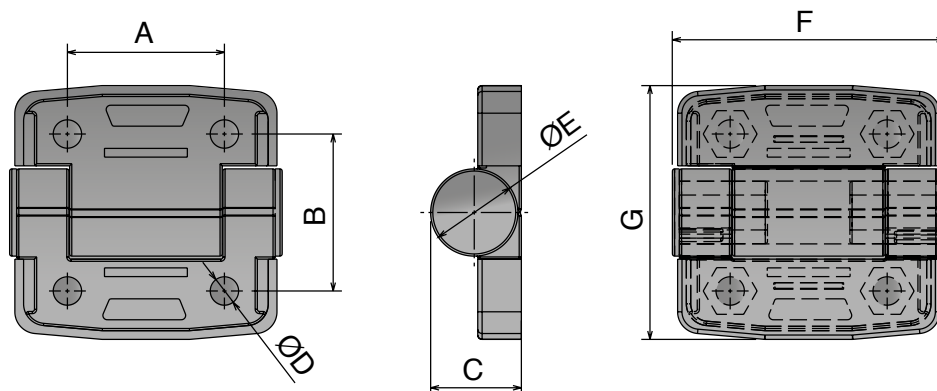


Part	Article-Nr.	C	D	E
373	37301	10,5	6,5	6
373	37302	13,5	8,5	4

383 Cerniera Hinge / Scharnier



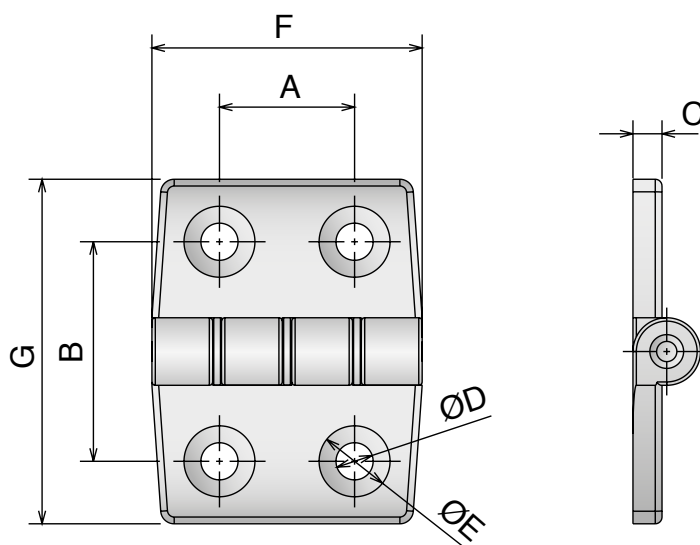
Part	Article-Nr.	A	B	C	ØD	ØE	F	G
383	38301	24	25	14,5	4,5	14	44,6	41
383	38302	36	36	20,8	6,5	20	62,5	58



384 Cerniera Acciaio Inox SS Hinge / Edelstahl Scharnier



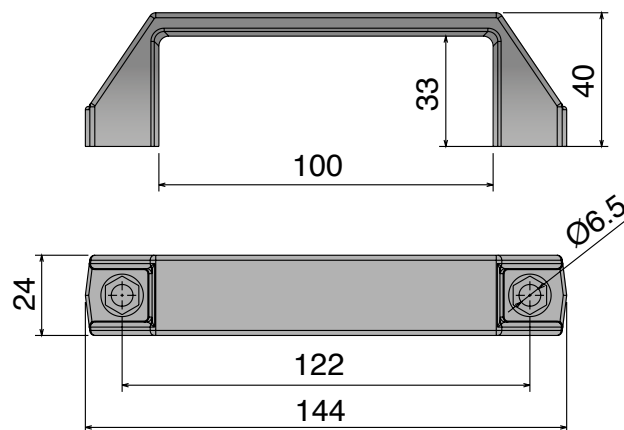
Part	Article-Nr.	A	B	C	ØD	ØE	F	G
384	38401	20	32,5	4,3	5,5	10,5	40	51
384	38402	30	41	5	6,5	12,5	60	71



385 Maniglia ad impugnatura morbida Soft touch handle / Handgriffe "Soft Touch"



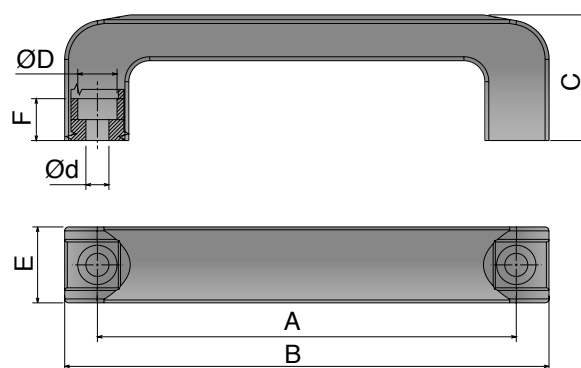
Part	Article-Nr.
385	38501



386 Maniglia Handle / Handgriff



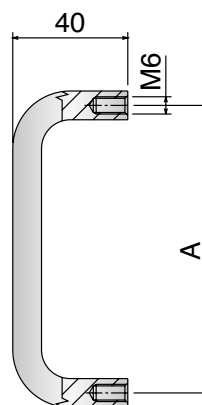
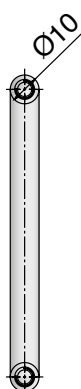
Part	Article-Nr.	A	B	C	Ød	ØD	E	F
386	38601	120	140	40	8,8	13	24,5	16
386	38602	160	185	48	8,8	15	29	16



397 Maniglia acciaio inox Stainless Steel handle / Handgriffe Edelstahl



Part	Article-Nr.	A
397	39701	95
397	39702	100
397	39703	110



**Stainless steel
AISI 304**

Materiale / Material / Materialien:

Morsetti: Poliammide/Handels: Polyamide/Griff: Polyamid

Insero femmina: ottone nichelato/Female insert: Nickel plated brass/Einsatz: Messing vernickelt

Insero maschio: Acciaio inox/Male insert: Stainless steel/Aussengewinde: Edelstahl

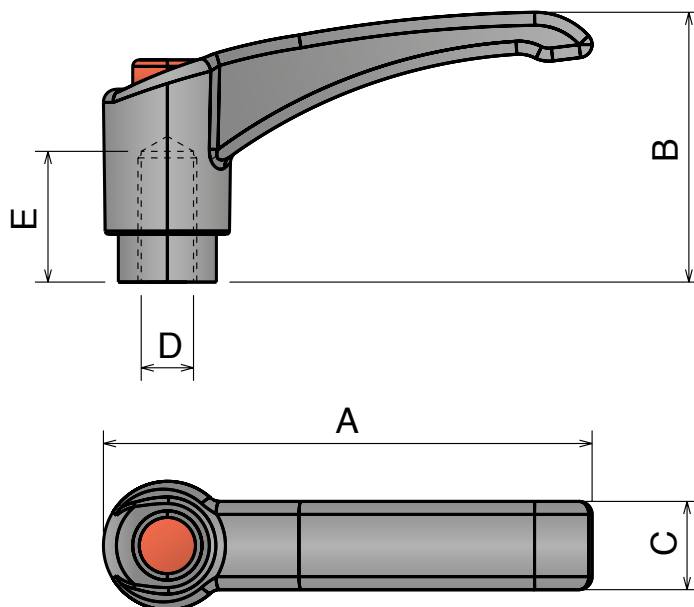
374-375

Componenti / Conveyor components / Komponenten

374 Maniglia a ripresa Adjustable handle / Ratschenhebel



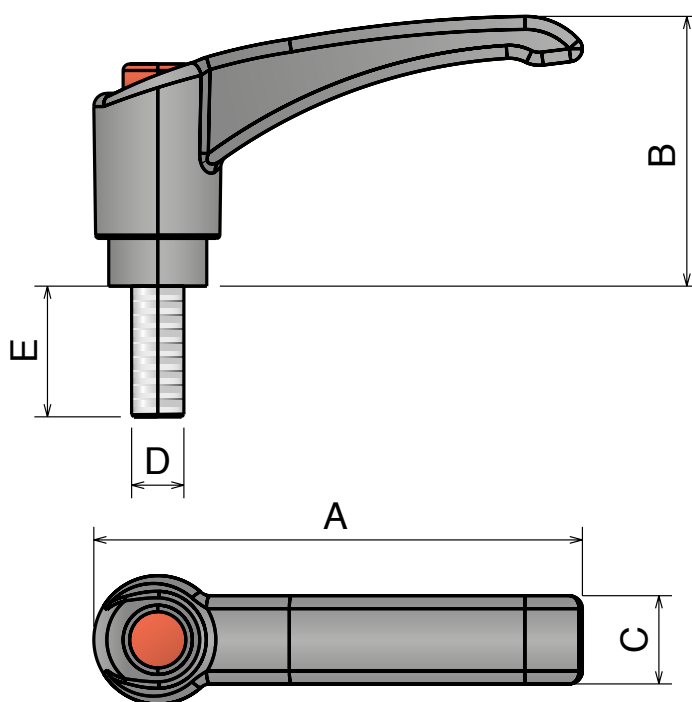
Part	Article-Nr.	A	B	C	D	E
374	37401	75	41	13	M8	11
374	37402	92	53	16	M10	16



375 Maniglia a ripresa Adjustable handle / Ratschenhebel



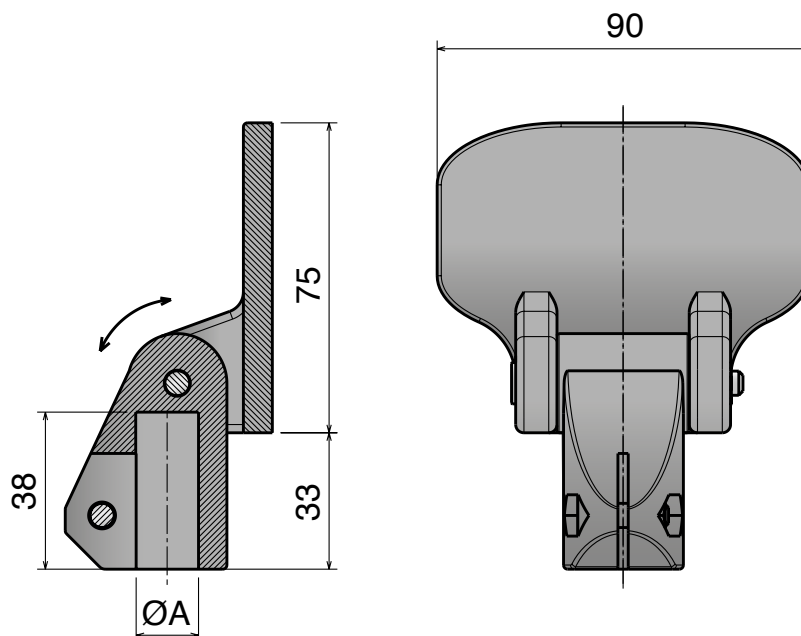
Part	Article-Nr.	A	B	C	D	E
375	37501	75	41	13	M8	20
375	37502	92	53	16	M10	25



377

Morsetto standard per fotocellula o riflettore

Clamp for photocells or reflector / Klemme für Fotozelle oder Reflektor

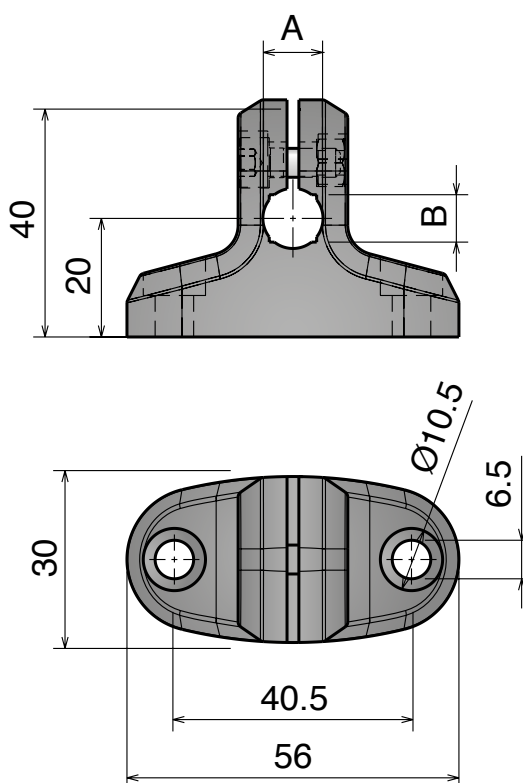


Part	Article-Nr.	ØA
377	37701	14
377	37702	16
377	37703	20

378

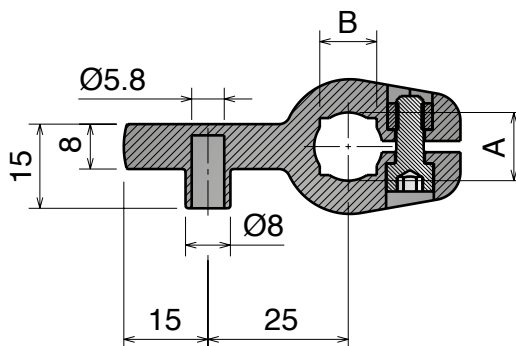
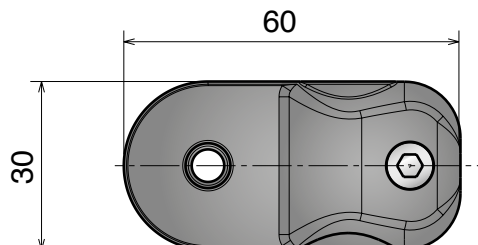
Morsetti "T"

T-clamp / T-Klemme



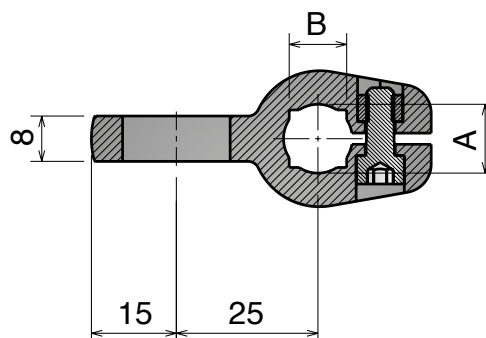
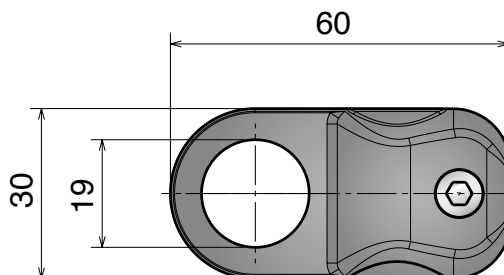
Part	Article-Nr.	A	B
378	37801	10	8
378	37802	12	10
378	37803	14	12

379 Morsetto per riflettore Clamp for reflector / Reflektorklemme



Part	Article-Nr.	A	B
379	37901	10	8
379	37902	12	10
379	37903	14	12

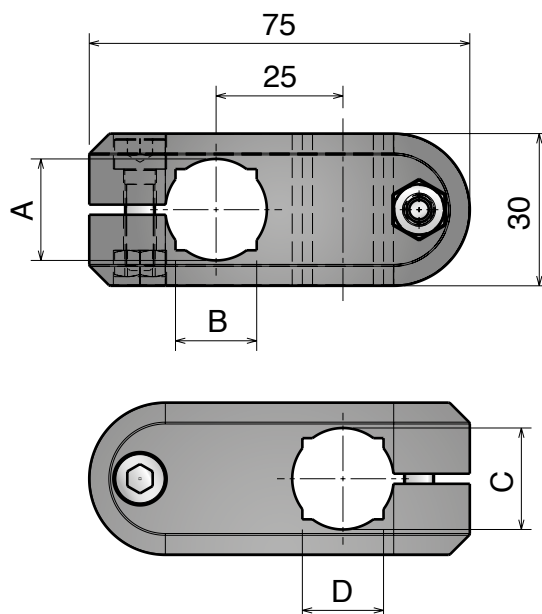
380 Morsetto per fotocellule o sensori Clamp for photocells or sensors / Klemme für Lichtschränke oder Sensoren



Part	Article-Nr.	A	B
380	38001	10	8
380	38002	12	10
380	38003	14	12

381

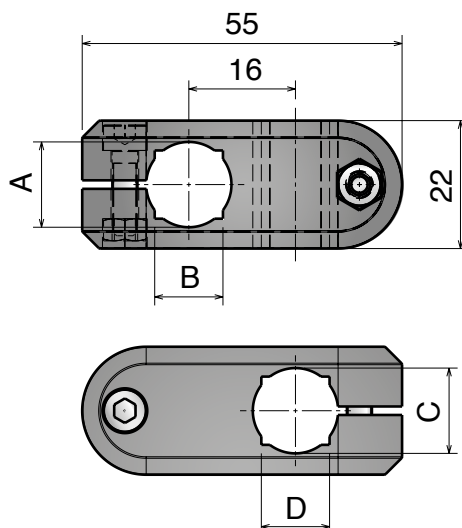
Morsetto a croce
Cross clamp / Kreuzklemmee



Part	Article-Nr.	A	B	C	D
381	38101	14	12	14	12
381	38102	16	14	16	14
381	38103	18	-	18	-
381	38104	20	16	20	16

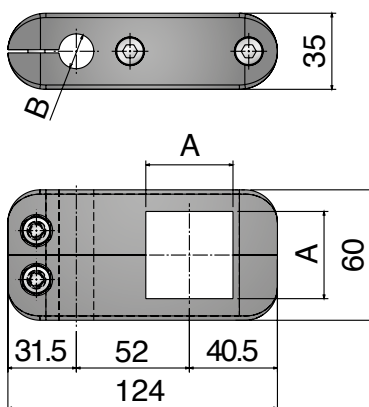
382

Morsetto a croce
Cross clamp / Kreuzklemmee



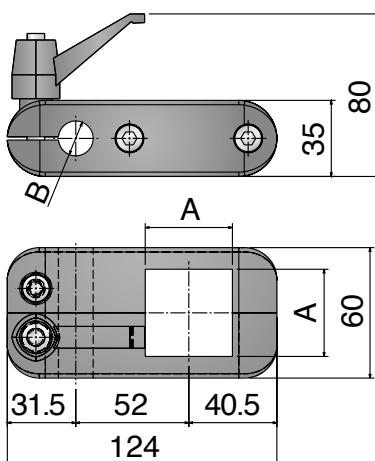
Part	Article-Nr.	A	B	C	D
382	38201	10	8	10	8
382	38202	12	10	12	10
382	38203	14	12	14	12

376 Morsetto a croce "extra" Extra Cross Block / Kreuzklemme "Extra"



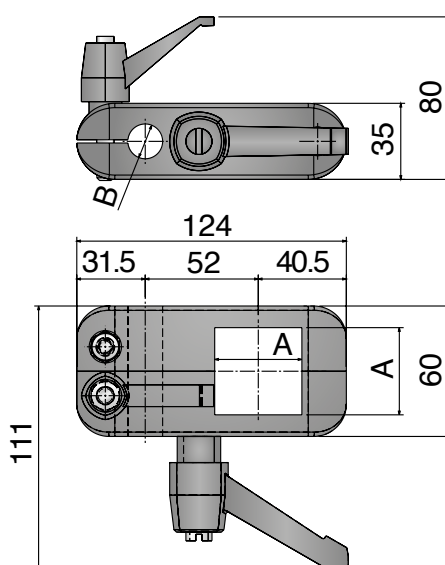

Part	Article-Nr.	A	B
376	37601	30x30	16
376	37602	40x40	16
376	37603	40x40	20

Morsetto a croce "extra" con maniglia Extra Cross Block with handle / Kreuzklemme "Extra" m. Ratschenhebel



Part	Article-Nr.	A	B
376	37611	30x30	16
376	37612	40x40	16
376	37613	40x40	20

Morsetto a croce "extra" con maniglie Extra Cross Block with handles / Kreuzklemme "Extra" m. Ratschenhebel




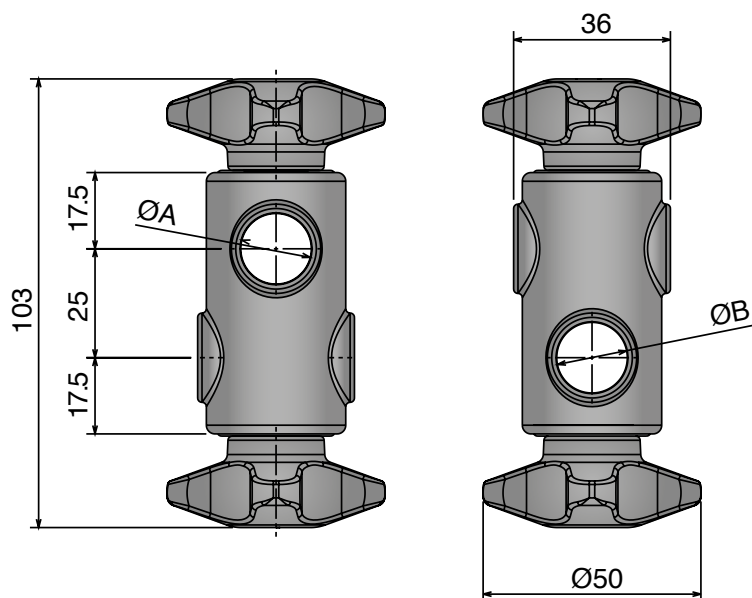
Part	Article-Nr.	A	B
376	37621	30x30	16
376	37622	40x40	16
376	37623	40x40	20

391

Morsetto a croce
Cross clamp / Kreuzklemmee



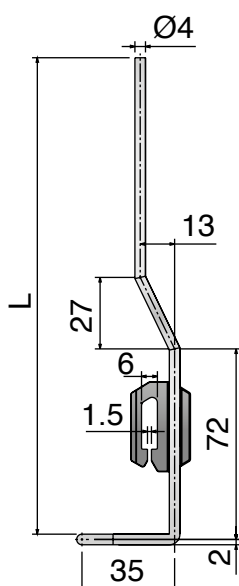
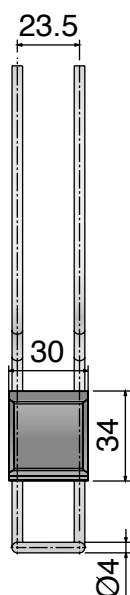
Part	Article-Nr.	ØA	ØB
391	39101	12	12
391	39103	14	14
391	39102	16	16
391	39104	12	16



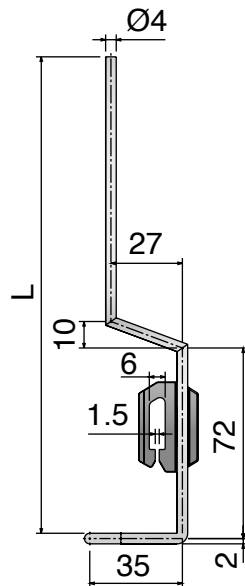
387 Sostegno per Sgocciolatoio Drip Tray Supports / Tropfblechhalter

Max load capacity 20 Kg

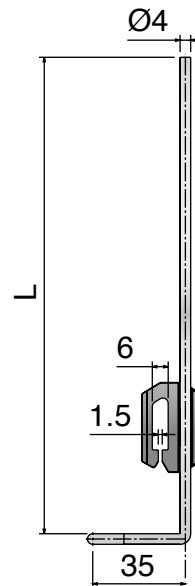
Part	Article-Nr.	L	Type
387	38701	180	A
387	38702	250	A
387	38703	180	B
387	38704	250	B
387	38705	280	B
387	38706	246	C
387	38707	396	C
387	38708	180	D
387	38709	250	D



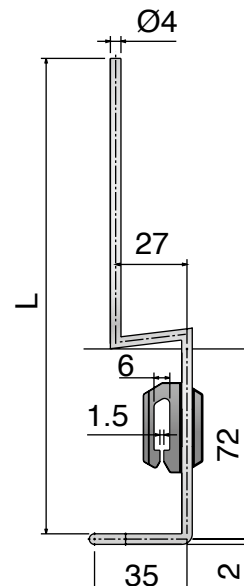
Type A



Type B



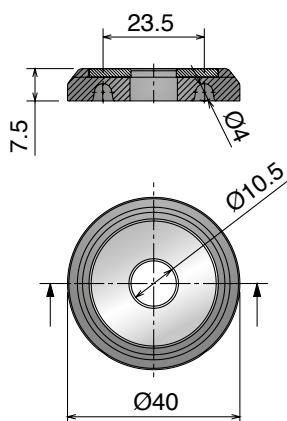
Type C



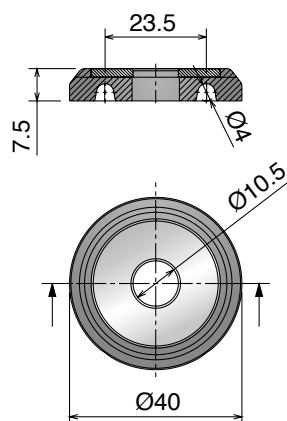
Type D

388 Rondella di fissaggio Fixing washer / Fixierscheibe


Part	Article-Nr.	Type
388	38801	A
388	38802	B





Type A



Type B







401  Pag 348	402  Pag 348	403  Pag 349	404  Pag 349	407  Pag 350	408  Pag 350
409  Pag 351	410  Pag 352	411  Pag 352	426  Pag 353	427  Pag 354	425  Pag 354
413  Pag 355	417  Pag 355	414  Pag 356	419  Pag 357	420  Pag 357	415  Pag 358
416  Pag 359	428  Pag 360	429  Pag 360	430  Pag 360	418  Pag 361	421  Pag 362
422  Pag 362	423  Pag 362	424  Pag 362			

401-402

Componenti di supporto / Conveyor support components / Stützelemente

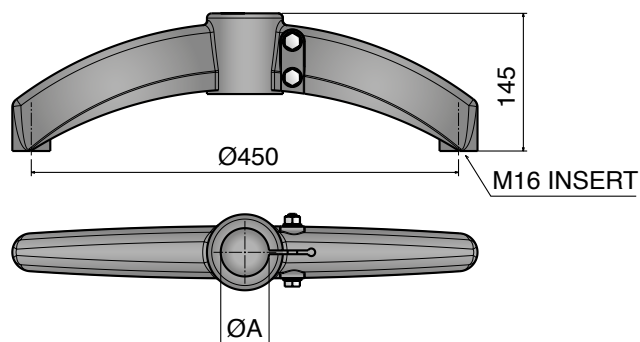
Materiale / Material / Materialien:

Basi: Poliammide/Base: Polyamide/Halter: Polyamid

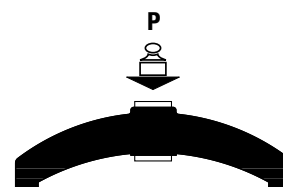
Viti e rondelle: Acciaio inox/Screws and washers: Stainless steel/Schrauben und Scheibe: Edelstahl

Inserti e dadi: ottone nichelato/Inserts nuts: nickel plated brass/Mutter: Messing vernickelt

401 Base a due braccia Bipod / Zweibeinhalter



Part	Article-Nr.	ØA
401	40101	48,3
401	40105	50,9
401	40102	60,3



Tube sliding load resistance

$P=8000N$

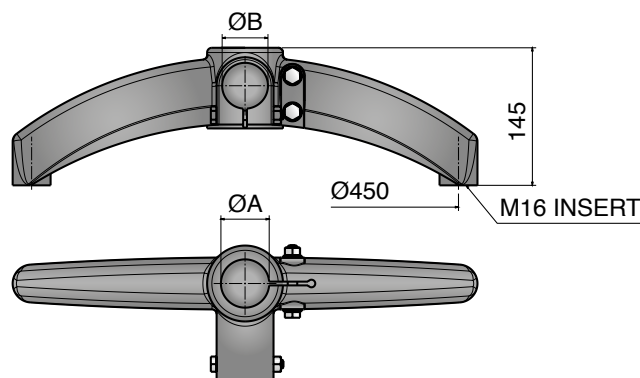
Max applicable load

$P=9600N$

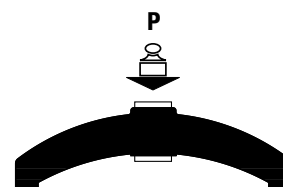
Bolts tightening torque

25 N.m

402 Base a due braccia 180° con giunto Bipod 180° with connector / Zweibeinhalter 180° m. Verbinder



Part	Article-Nr.	ØA	ØB
402	40201	48,3	48,3
402	40205	50,9	48,3
402	40202	60,3	48,3
402	40203	48,3	42,4
402	40206	50,9	42,4
402	40204	60,3	42,4



Tube sliding load resistance

$P=8000N$

Max applicable load

$P=8000N$

Bolts tightening torque

25 N.m

Materiale / Material / Materialien:

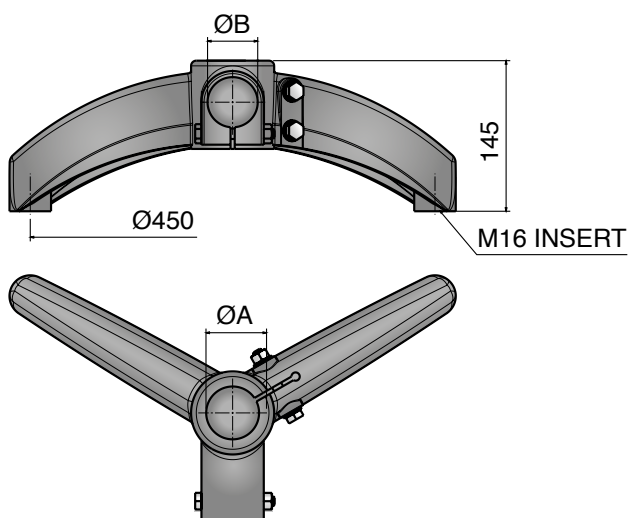
Basi: Poliammide/Base: Polyamide/Halter: Polyamid

Viti e rondelle: Acciaio inox/Screws and washers: Stainless steel/Schrauben und Scheibe: Edelstahl
Inserti e dadi: ottone nichelato/Inserts nuts: nickel plated brass/Mutter: Messing vernickelt

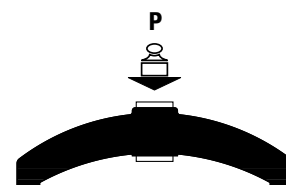
403-404

Componenti di supporto / Conveyor support components / Stützelemente

403 Base a due braccia 120° con giunto Bipod 120° with connector / Zweibeinhalter 120° m. Verbinder



Part	Article-Nr.	ØA	ØB
403	40301	48,3	48,3
403	40305	50,9	48,3
403	40302	60,3	48,3
403	40303	48,3	42,4
403	40306	50,9	42,4
403	40304	60,3	42,4



Tube sliding load resistance

$P=8000N$

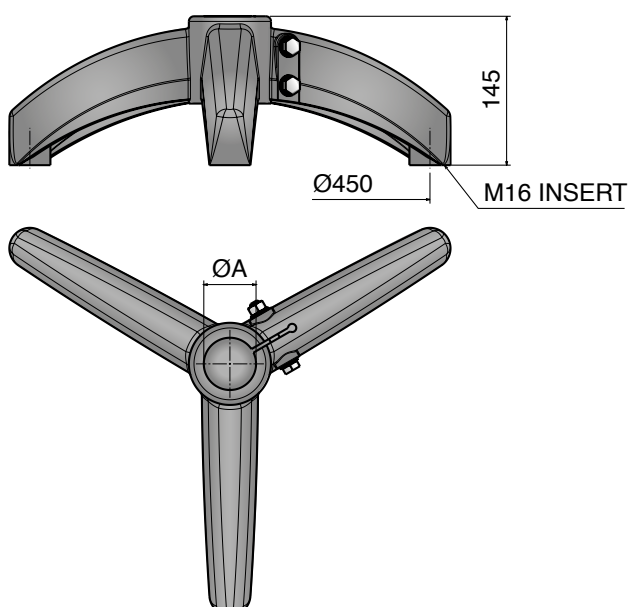
Max applicable load

$P=8000N$

Bolts tightening torque

25 N.m

404 Base a tre braccia Tripod / Dreibeinhalter



Part	Article-Nr.	ØA
404	40401	48,3
404	40405	50,9
404	40402	60,3



Tube sliding load resistance

$P=8000N$

Max applicable load

$P=10000N$

Bolts tightening torque

25 N.m

407-408

Componenti di supporto / Conveyor support components / Stützelemente

Materiale / Material / Materialien:

Testata: Poliammide/Side bracket: Polyamide/Halter: Polyamid

Viti e rondelle: Acciaio inox/Screws and washers: Stainless steel/Schrauben und Scheibe: Edelstahl

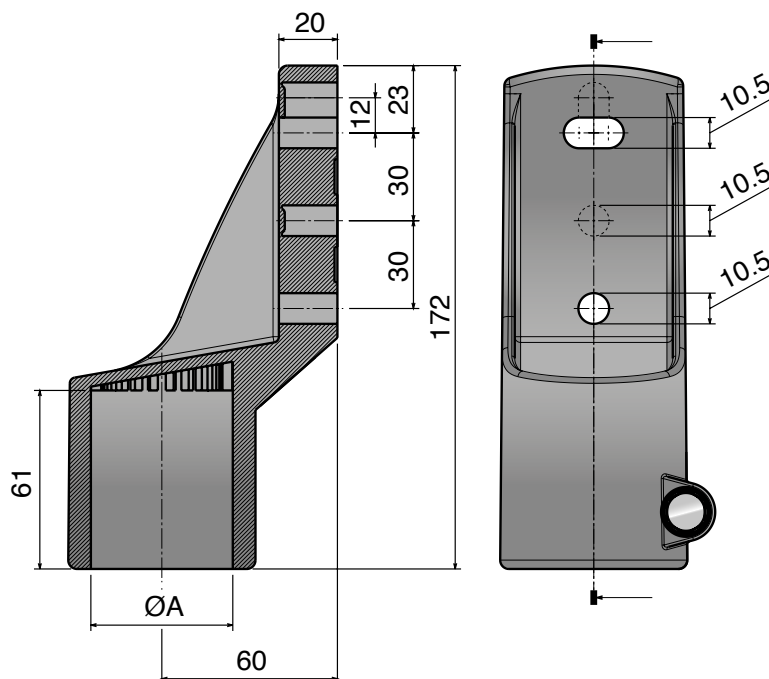
Dadi: ottone nichelato/Nuts: nickel plated brass/Mutter: Messing vernickelt

407

Testata laterale

Side mounting top bracket / seitlicher Stützkopf

Max recommended tightening torque 2 kg/m



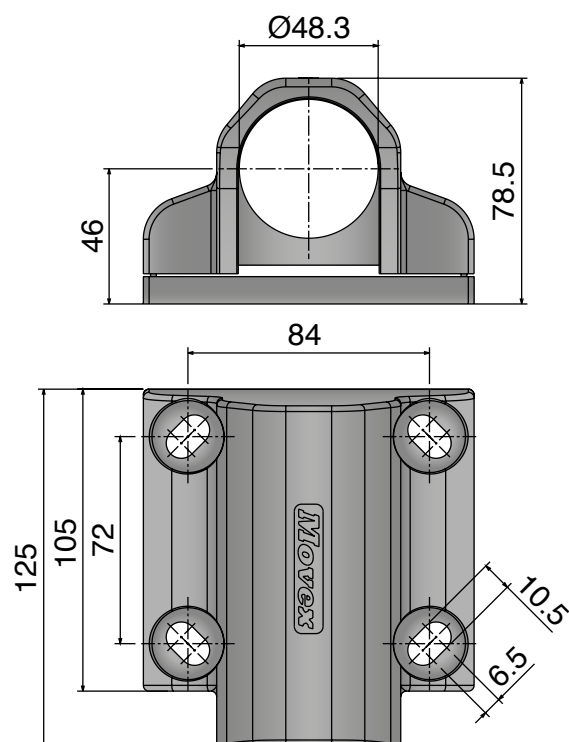
Part	Article-Nr.	ØA
407	40701	48,3
407	40702	50,9

408

Testata laterale

Side mounting top bracket / seitlicher Stützkopf

Max recommended tightening torque 2,5 kg/m



Part	Article-Nr.	ØA
408	40801	

Materiale / Material / Materialien:

Testata: Acciaio inox/Support head: stainless steel/Halter: Edelstahl
Viti e rondelle: Acciaio inox/Screws and washers: Stainless steel /
Mutter: Edelstahl

409

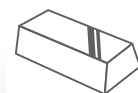
Componenti di supporto / Conveyor support components / Stützelemente

409

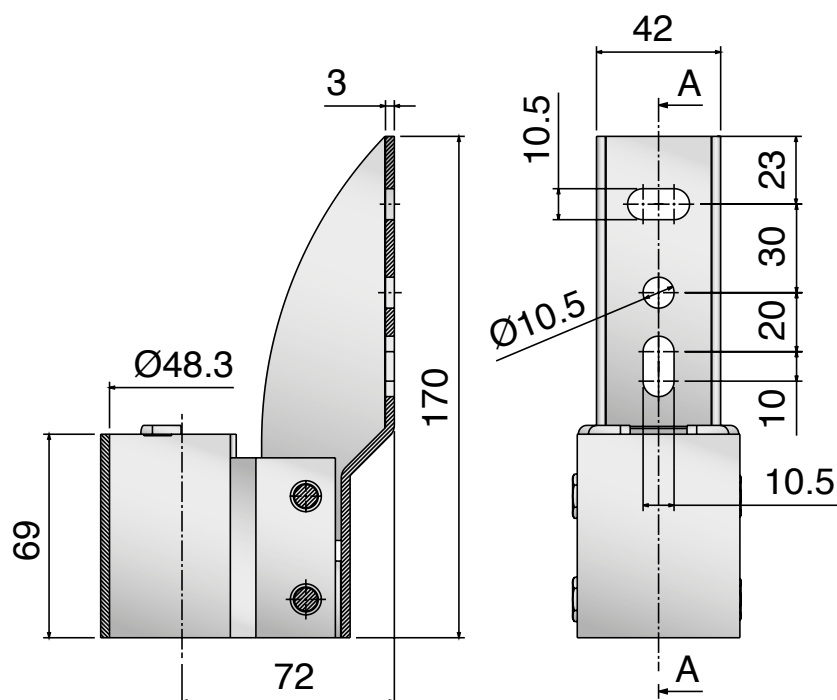
Testata laterale

Side mounting top bracket / seitlicher Stützkopf

Part	Article-Nr.	ØA
409	40901	48,3

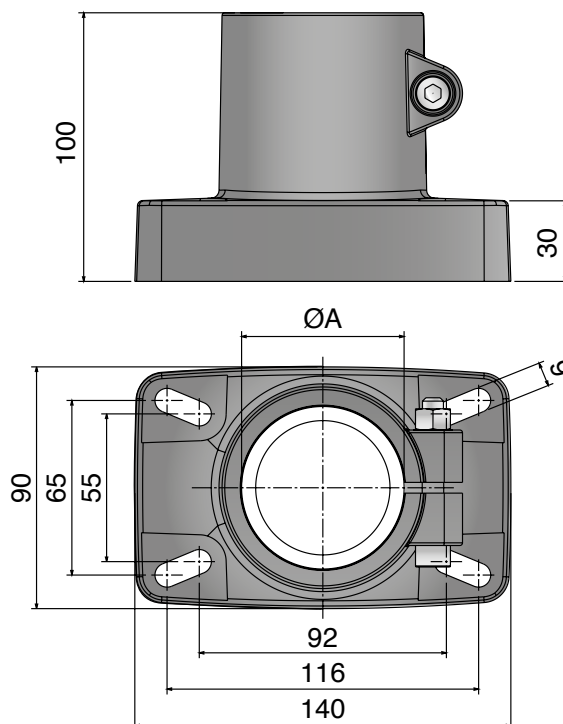


**Stainless
steel
AISI 304**



410 Testata d'appoggio Support head / Stützkopf

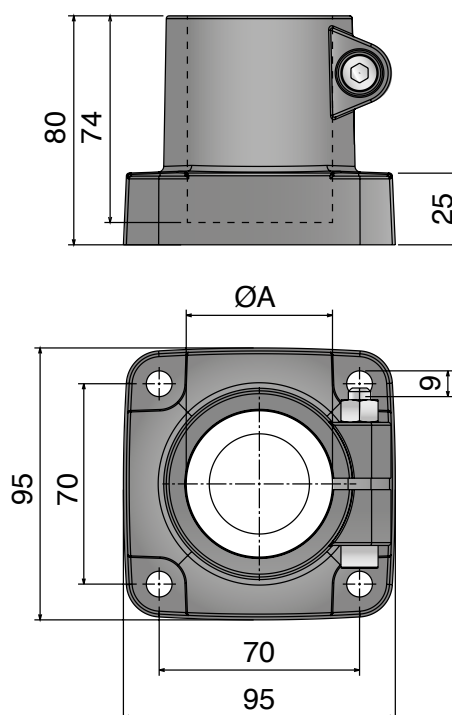
Max recommended tightening torque 3,5 kg/m



Part	Article-Nr.	ØA
410	41001	48,3
410	41002	60,3

411 Testata d'appoggio Support head / Stützkopf

Max recommended tightening torque 1,5 kg/m



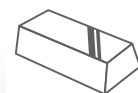
Part	Article-Nr.	ØA
411	41101	48,3
411	41102	50,9

426

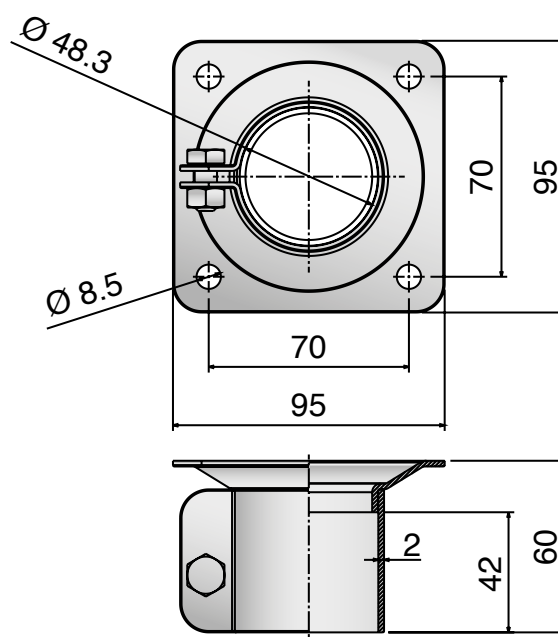
Testata d'appoggio
Support head / Stützkopf



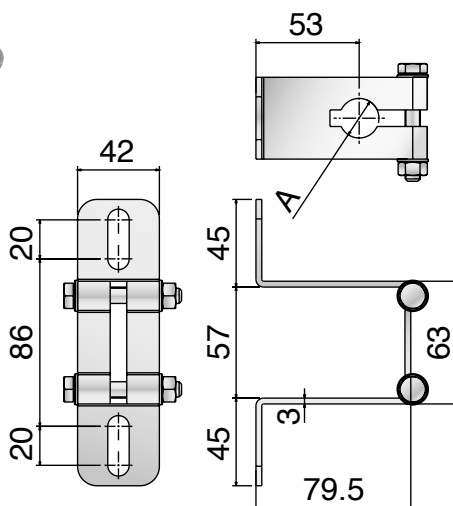
Part	Article-Nr.
426	42601



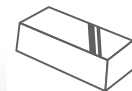
Stainless
steel
AISI 304



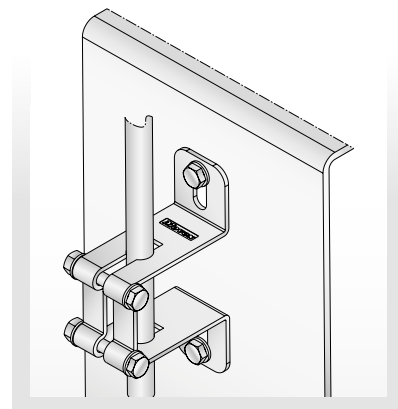
427 Supporto laterale Side bracket / Seitenhalter



Part	Article-Nr.	ØA
427	42701	16
427	42702	20



Stainless
steel
AISI 304



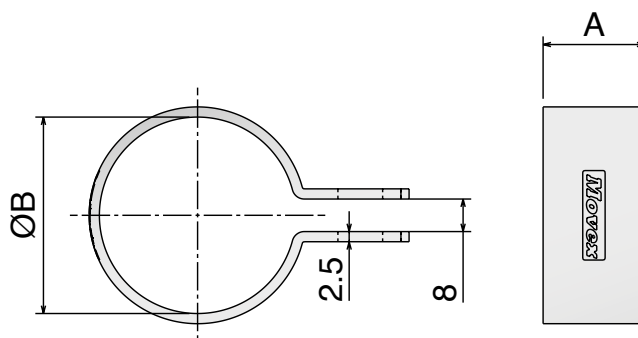
425 Morsetto a collare Clamp collar / Klemmschelle



Part	Article-Nr.	A	ØB
425	42501	25	48,3
425	42511	25	50,8
425	42521	76,2	50,8



Stainless
steel
AISI 304



Materiale / Material / Materialien:

Giunto: Poliammide / Joint: Polyamide / Verbinder: Polyamid

Viti e rondelle: Acciaio inox / Screws and washers: Stainless steel / Schrauben und Scheibe: Edelstahl
Inserti e dadi: ottone nichelato / Inserts nuts: nickel plated brass / Mutter: Messing vernickelt

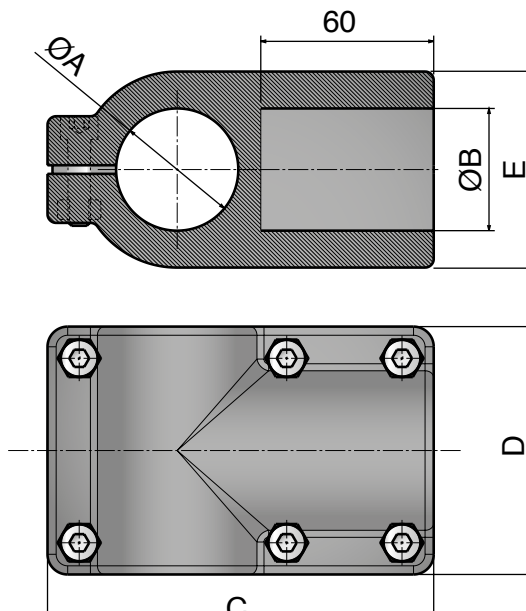
413-417

Componenti di supporto / Conveyor support components / Stützelemente

413 Giunto di collegamento Connecting joint / Verbindungselement

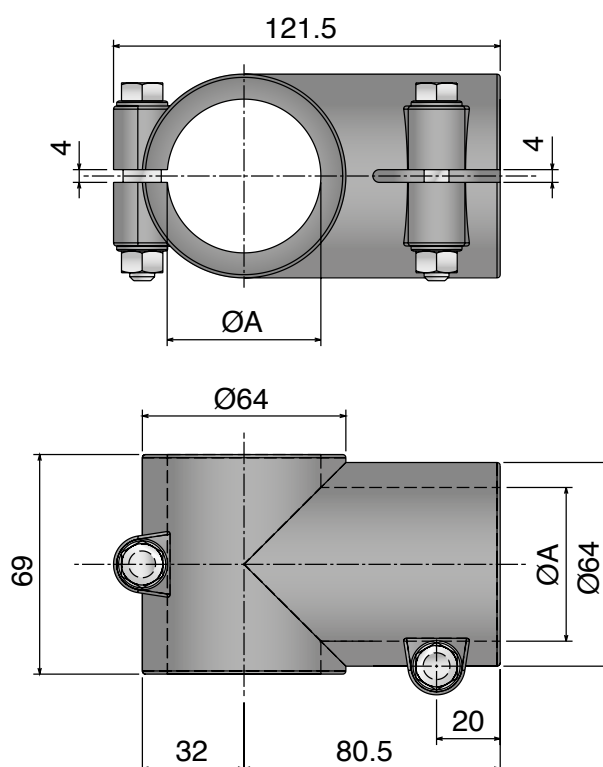
Max recommended tightening torque 1,5 kg/m

Part	Article-Nr.	ØA	ØB	C	D	E
413	41301	48,3	48,3	134	86	68
413	41302	60,3	48,3	146	98	80
413	41303	60,3	60,3	146	98	80



417 Giunto di collegamento Connecting joint / Verbindungselement

Part	Article-Nr.	ØA
417	41701	48,3
417	41702	50,9

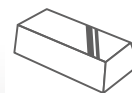


414

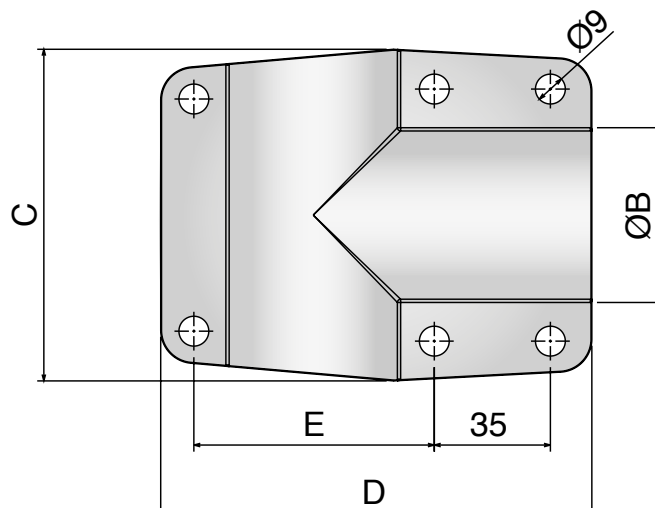
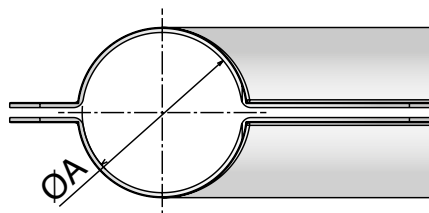
Giunto di collegamento (acciaio inox)
Connecting joint (SS) / Verbindungselement (Edelstahl)



Part	Article-Nr.	ØA	ØB	C	D	E
414	41401	48,3	48,3	100	130	72,5
414	41402	60,3	60,3	110	150	92,5



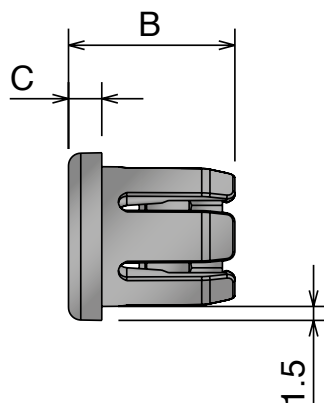
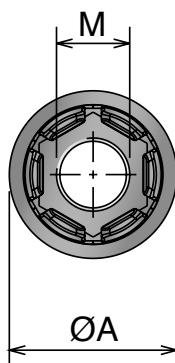
Stainless
steel
AISI 304



419

Tappi ad espansione

Expansions plugs / Gewindezapfen, Spreizbar

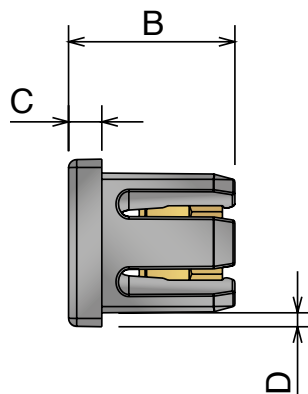
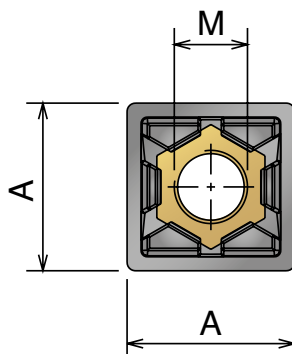


Part	Article-Nr.		ØA	B	C	D
	Brass Bush	PA Bush				
419	41901	-	20	20	4	M8
419	41902	-	20	20	4	M10
419	41903	41913	38	40	5	M8
419	41904	41914	38	40	5	M10
419	41905	41915	42,4	40	5	M8
419	41906	41916	42,4	40	5	M10

420

Tappi ad espansione

Expansions plugs / Gewindezapfen, Spreizbar

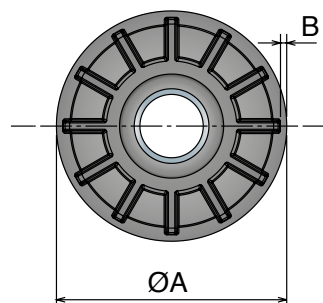
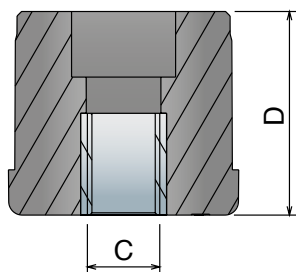


Part	Article-Nr.		A	B	C	D	M
	Brass Bush	PA Bush					
420	42001	-	20	20	4	1,5	M8
420	42002	-	20	20	4	1,5	M10
420	42003	-	20	20	4	2	M8
420	42004	-	20	20	4	2	M10
420	42005	42015	40	40	5	2	M8
420	42006	42016	40	40	5	2	M10

415

Tappi tondi filettati

Threaded bushings for round tubes / Gewindezapfen f. Rund-Rohr

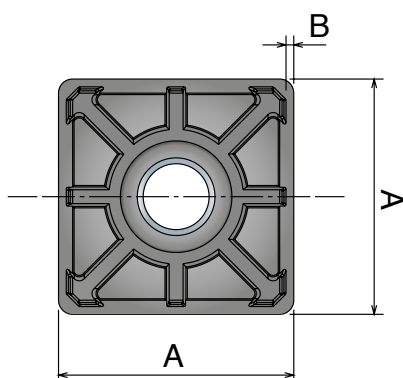
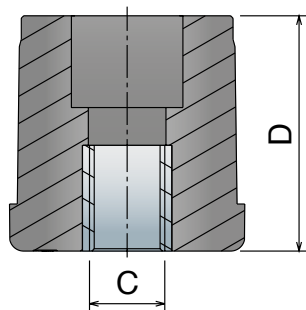


Part	Article-Nr.	ØA	B	C	D	Part	Article-Nr.	ØA	B	C	D
415	41507	30	1	M10	33	415	41553	48,3	2	M10	48
415	41508			M12	33	415	41554			M12	48
415	41509			M14	33	415	41555			M14	48
415	41510			M16	33	415	41556			M16	48
415	41511	30	1,5	M10	33	415	41557			M20	48
415	41512			M12	33	415	41558	48,3	2,5	M10	48
415	41513			M14	33	415	41559			M12	48
415	41514			M16	33	415	41560			M14	48
415	41515	30	2	M10	33	415	41561			M16	48
415	41516			M12	33	415	41562			M20	48
415	41517			M14	33	415	41563	50	1,5	M10	50
415	41518			M16	33	415	41564			M12	50
415	41519	30	2,5	M10	33	415	41565			M14	50
415	41520			M12	33	415	41503			M16	50
415	41521			M14	33	415	41504			M20	50
415	41522			M16	33	415	41566	50,9	1,5	M10	50
415	41523	38	1,5	M10	40	415	41567			M12	50
415	41524			M12	40	415	41568			M14	50
415	41525			M14	40	415	41569			M16	50
415	41526			M16	40	415	41570			M20	50
415	41527	38	2	M10	40	415	41571	50,9	2	M10	50
415	41528			M12	40	415	41572			M12	50
415	41529			M14	40	415	41573			M14	50
415	41530			M16	40	415	41574			M16	50
415	41531	38	2,5	M10	40	415	41575			M20	50
415	41532			M12	40	415	41576	50,9	2,5	M10	50
415	41533			M14	40	415	41577			M12	50
415	41534			M16	40	415	41578			M14	50
415	41535	42,4	1,5	M10	43	415	41579			M16	50
415	41536			M12	43	415	41580			M20	50
415	41537			M14	43	415	41581	60,3	1,5	M10	55
415	41538			M16	43	415	41582			M12	55
415	41539			M20	43	415	41583			M14	55
415	41540	42,4	2	M10	43	415	41584			M16	55
415	41541			M12	43	415	41585			M20	55
415	41542			M14	43	415	41586	60,3	2	M10	55
415	41543			M16	43	415	41587			M12	55
415	41544			M20	43	415	41588			M14	55
415	41545	42,4	2,5	M10	43	415	41505			M16	55
415	41546			M12	43	415	41506			M20	55
415	41547			M14	43	415	41589	60,3	2,5	M10	55
415	41548			M16	43	415	41590			M12	55
415	41549			M20	43	415	41591			M14	55
415	41550	48,3	1,5	M10	48	415	41592			M16	55
415	41551			M12	48	415	41593			M20	55
415	41552			M14	48						
415	41501			M16	48						
415	41502			M20	48						

416

Tappi quadri filettati

Threaded bushings for square tubes / Gewindezapfen f. Vierkant-Rohr

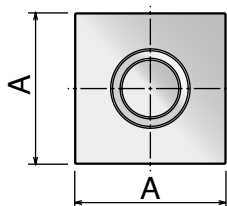
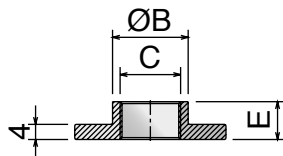


Part	Article-Nr.	ØA	B	C	D	Part	Article-Nr.	ØA	B	C	D
416	41601	25	1,5	M10	30	416	41643	45	2	M10	50
416	41602			M12	30	416	41644			M12	50
416	41611	30	1,5	M10	33	416	41645			M14	50
416	41603			M12	33	416	41646			M16	50
416	41612			M14	33	416	41647			M20	50
416	41604			M16	33	416	41648	50	1,2	M10	50
416	41613	30	2	M10	33	416	41649			M12	50
416	41614			M12	33	416	41650			M14	50
416	41615			M14	33	416	41651			M16	50
416	41616			M16	33	416	41652			M20	50
416	41617	35	1,5	M10	43	416	41653	50	1,5	M10	50
416	41618			M12	43	416	41654			M12	50
416	41619			M14	43	416	41655			M14	50
416	41620			M16	43	416	41656			M16	50
416	41621			M20	43	416	41657			M20	50
416	41622	35	2	M10	43	416	41658	50	2	M10	50
416	41623			M12	43	416	41659			M12	50
416	41624			M14	43	416	41660			M14	50
416	41625			M16	43	416	41609			M16	50
416	41626			M20	43	416	41610			M20	50
416	41681	38,1	1,6	M10	43	416	41661	50	2,5	M10	50
416	41682			M12	43	416	41662			M12	50
416	41683			M14	43	416	41663			M14	50
416	41684			M16	43	416	41664			M16	50
416	41685			M20	43	416	41665			M20	50
416	41686	38,1	3	M10	43	416	41666	50	3	M10	50
416	41687			M12	43	416	41667			M12	50
416	41688			M14	43	416	41668			M14	50
416	41689			M16	43	416	41669			M16	50
416	41690			M20	43	416	41670			M20	50
416	41627	40	1,2	M10	43	416	41671	60	2	M10	55
416	41628			M12	43	416	41672			M12	55
416	41629			M14	43	416	41673			M14	55
416	41630			M16	43	416	41674			M16	55
416	41631			M20	43	416	41675			M20	55
416	41632	40	1,5	M10	43	416	41676	60	3	M10	55
416	41605			M12	43	416	41677			M12	55
416	41633			M14	43	416	41678			M14	55
416	41606			M16	43	416	41679			M16	55
416	41634			M20	43	416	41680			M20	55
416	41635	40	2	M10	43						
416	41636			M12	43						
416	41637			M14	45						
416	41607			M16	45						
416	41608			M20	45						
416	41638	40	2,5	M10	45						
416	41639			M12	45						
416	41640			M14	45						
416	41641			M16	45						
416	41642			M20	45						

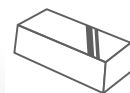
428

Tappi quadri filettati

Threaded bushings for square tube / Gewindezapfen f. Vierkant-Rohr



Part	Article-Nr.	A	B	ØB	D
428	42801	40	M16	20	10
428	42802	40	M20	23	11,5
428	42803	45	M16	20	10
428	42804	45	M20	23	11,5
428	42805	50	M16	20	10
428	42806	50	M20	23	11,5
428	42807	60	M16	20	10
428	42808	60	M20	23	11,5

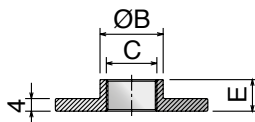


Stainless steel
AISI 304

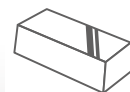
429

Tappi tondi filettati

Threaded bushings for round tube / Gewindezapfen f. Rund-Rohr



Part	Article-Nr.	C	ØB	E
429	42901	M16	20	10
429	42902	M20	23	11,5

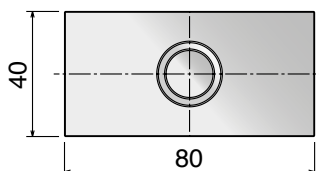
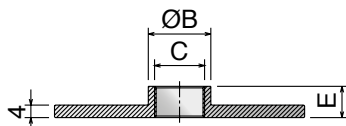


Stainless steel
AISI 304

430

Tappi rettangolari filettati

Threaded bushings for rectangular tube / Gewindezapfen f. Rechteck



Part	Article-Nr.	C	ØB	E
430	43001	M16	20	10
430	43002	M20	23	11,5

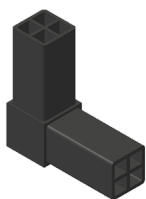


Stainless steel
AISI 304

418


Giunto di collegamento
Connecting joint / Verbindungselement

Type A



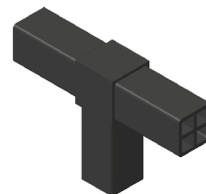
Part	Article-Nr.	Type
418	41801	A

Type B




Part	Article-Nr.	Type
418	41802	B

Type C




Part	Article-Nr.	Type
418	41803	C

Type D



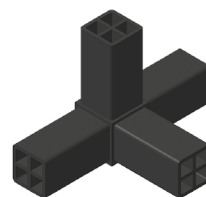
Part	Article-Nr.	Type
418	41804	D

Type E




Part	Article-Nr.	Type
418	41805	E

Type F




Part	Article-Nr.	Type
418	41806	F

Type G

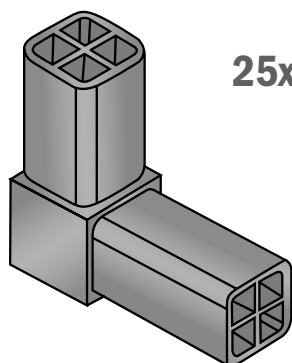


Part	Article-Nr.	Type
418	41807	G

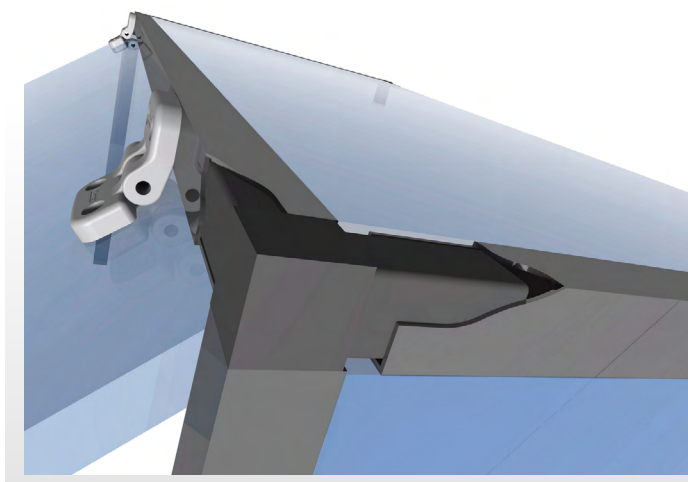
Type H



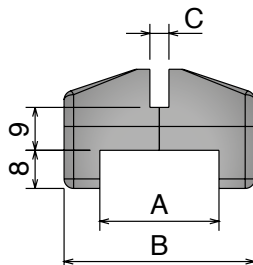
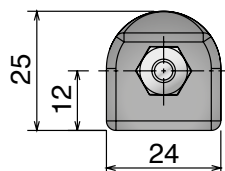
Part	Article-Nr.	Type
418	41808	H



For Tubes
25x25x1.5 mm

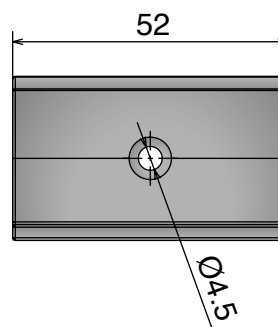
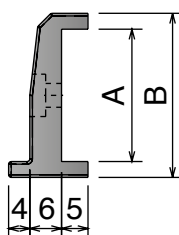



421 Blocco per pannelli Panel clamp / Panelklemme



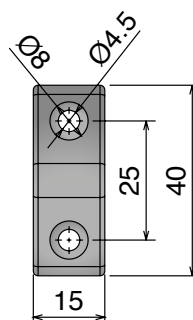
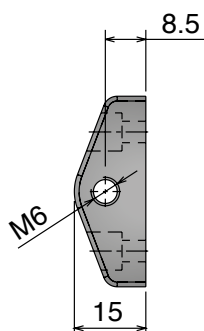
Part	Article-Nr.	A	B	C
421	42101	25	40	4
421	42102	25	40	5
421	42103	25	40	6
421	42104	30	45	4
421	42105	30	45	5
421	42106	30	45	6

422 Fermaporta Door stop / Türstopper



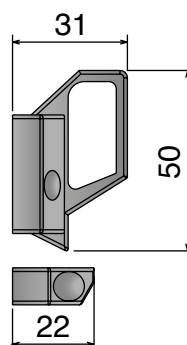
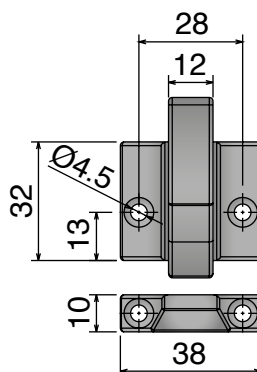
Part	Article-Nr.	A	B
422	42201	25	31

423 Blocchetto di fissaggio Fixing lock / Anschlag




Part	Article-Nr.
423	42301

424 Fermaporta a molla Spring loaded latch / Türverschluss



Part	Article-Nr.
424	42401



UCFL Series



Pag 364




Pag 367

UCF Series



Pag 370



Pag 373

UCFA Series



Pag 376

UCFA Series



Pag 378

UCF-H / UCFL-H Series



Pag 380

CL / CS Series



Pag 382

FL / F / FB Series



Pag 384

SUCFL / SUCF / SUCFK Series



Pag 384

UCFL



Componenti

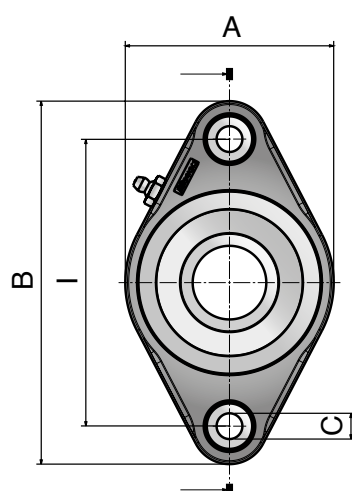
- Sede in poliammide rinforzato, con elevata resistenza meccanica e ottima resistenza contro agenti chimici corrosivi quali acqua, oli, benzina e liquidi contenenti alcool. Tutti i nostri cuscinetti possono essere utilizzati ad una temperatura compresa fra 0°C e +80°C.
- I cuscinetti sono realizzati in acciaio al cromo, disponibili anche, su richiesta, nella versione in acciaio inox. Il cuscinetto all'interno della flangia può essere regolato di 2,5°.
- L'ingrassatore viene realizzato in ferro nichelato, o in acciaio inox nella versione con il cuscinetto in acciaio inox.
- Distanziali realizzati in ottone nichelato per rinforzare il foro di fissaggio.
- Rondella in acciaio inox.

Components

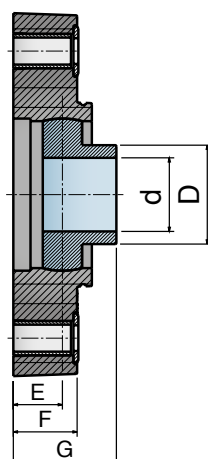
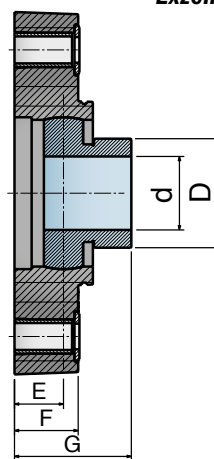
- *Housing in reinforced polyamide, with higher load capacity and good resistance to corrosive chemicals such as water, oils, petrol and alcoholic beverages. All our bearings can be used at temperatures between 0°C and +80°C.*
- *Ball bearings are made in chrome steel. They are also available, upon request, in stainless steel. Max misalignment between shaft and housing: 2.5°.*
- *Grease nipple are made in nickel plated steel, but they can also be made in stainless steel on the stainless steel bearing.*
- *Spacers from nickel plated brass to reinforce fixing holes.*
- *Washer stainless steel.*

Komponenten

- *Gehäuse gefertigt aus verstärktem Polyamid. Dies gewährleistet eine gute Widerstandsfähigkeit gegenüber mechanischen Einflüssen und eine gute Korrosionsbeständigkeit gegenüber Wasser, Ölen, Benzin, Flüssigkeiten mit Alkohol und Chemikalien. Alle unsere Gehäuse-Lagereinheiten können in einem Temperaturbereich von 0°C bis +80°C eingesetzt werden.*
- *Die Lagereinsätze sind aus Chrom-Stahl, auf Anfrage auch in Edelstahl erhältlich. Alle Lager gleichen einen Fluchtungsfehler von bis zu 2,5° selbstständig aus.*
- *Die Schmiernippel sind aus vernickeltem Stahl (aus Edelstahl wenn die Ausführung mit Edelstahl Einsatz gefragt ist).*
- *Alle Distanzstücke sind aus vernickeltem Messing und verstärken die Befestigungsbohrungen.*
- *Alle Unterlegscheiben aus Edelstahl.*



Standard


 Ghiera eccentrica
 Locking collar
 Exzenter-Klemmring


Safety Cap

Inserto standard / Standard insert / Standard-Flanschlager

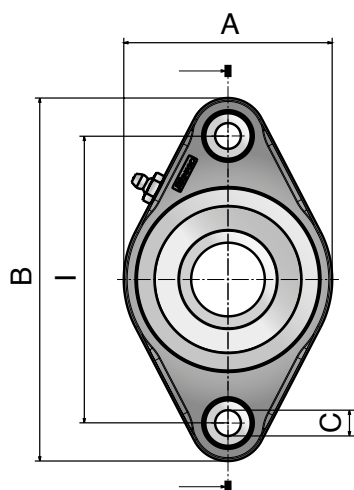
	Part	Article-Nr.	Series	d	I	A	B	C	D	E	F	G	Article-Nr.
Chrome Steel	801	801 10	UCFL 204	20	90	62	116	11	29	16	20	34	890 04
	801	801 00	UCFL 204	20	90	71	130	11	29	17,5	22,5	33,5	890 01
	801	801 21	UCFL 205/90	25	90	85	116	11	34	14,5	20	34	890 05
	801	801 01	UCFL 205/90	25	90	71	130	11	34	16,8	22,5	36,3	890 01
	801	801 11	UCFL 205	25	99	71	130	11	34	16,8	22,5	36,3	890 01
	801	801 22	UCFL 206/90	30	90	85	116	11	40,3	14,5	20	36,5	890 05
	801	801 32	UCFL 206/99	30	99	85	130	11	40,3	20	26	42	890 02
	801	801 02	UCFL 206/99	30	99	85	148	11	40,3	20	26	42	890 02
	801	801 12	UCFL 206	30	117	85	148	11	40,3	20	26	42	890 02
	801	801 03	UCFL 207/117	35	117	93	148	11	48	19,5	26	43	890 03
	801	801 13	UCFL 207	35	130	93	162	11	48	19,5	26	43	890 03
	801	801 04	UCFL 208/117	40	117	93	148	11	53	19	26	44	890 03
	801	801 14	UCFL 208	40	130	93	162	11	53	19	26	44	890 03

Inserto standard / Standard insert / Standard-Flanschlager

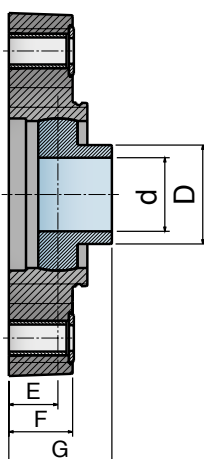
	Part	Article-Nr.	Series	d	I	A	B	C	D	E	F	G	Article-Nr.
Stainless Steel	801	801 10 SS	UCFL 204	20	90	62	116	11	29	16	20	34	890 04
	801	801 00 SS	UCFL 204	20	90	71	130	11	29	17,5	22,5	33,5	890 01
	801	801 21 SS	UCFL 205/90	25	90	85	116	11	34	14,5	20	34	890 05
	801	801 01 SS	UCFL 205/90	25	90	71	130	11	34	16,8	22,5	36,3	890 01
	801	801 11 SS	UCFL 205	25	99	71	130	11	34	16,8	22,5	36,3	890 01
	801	801 22 SS	UCFL 206/90	30	90	85	116	11	40,3	14,5	20	36,5	890 05
	801	801 32 SS	UCFL 206/99	30	99	85	130	11	40,3	20	26	42	890 02
	801	801 02 SS	UCFL 206/99	30	99	85	148	11	40,3	20	26	42	890 02
	801	801 12 SS	UCFL 206	30	117	85	148	11	40,3	20	26	42	890 02
	801	801 03 SS	UCFL 207/117	35	117	93	148	11	48	19,5	26	43	890 03
	801	801 13 SS	UCFL 207	35	130	93	162	11	48	19,5	26	43	890 03
	801	801 04 SS	UCFL 208/117	40	117	93	148	11	53	19	26	44	890 03
	801	801 14 SS	UCFL 208	40	130	93	162	11	53	19	26	44	890 03

Inserto con ghiera eccentrica / Insert with locking collar / Flanschlager mit Exzenter-Klemmring

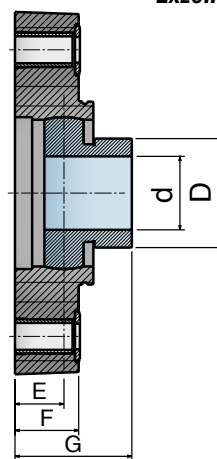
	Part	Article-Nr.	Series	d	I	A	B	C	D	E	F	G	Article-Nr.
Chrome Steel	802	802 10	UCFL 204	20	90	62	116	11	33,3	16	20	39,9	890 04
	802	802 00	UCFL 204	20	90	71	130	11	33,3	17,5	22,5	41,4	890 01
	802	802 21	UCFL 205/90	25	90	85	116	11	38,1	14,5	20	37,9	890 05
	802	802 01	UCFL 205/90	25	90	71	130	11	38,1	16,8	22,5	40,2	890 01
	802	802 11	UCFL 205	25	99	71	130	11	38,1	16,8	22,5	40,2	890 01
	802	802 22	UCFL 206/90	30	90	85	116	11	44,5	14,5	20	42,2	890 05
	802	802 32	UCFL 206/99	30	99	85	130	11	44,5	20	26	47,7	890 02
	802	802 02	UCFL 206/99	30	99	85	148	11	44,5	20	26	47,7	890 02
	802	802 12	UCFL 206	30	117	85	148	11	44,5	20	26	47,7	890 02
	802	802 03	UCFL 207/117	35	117	93	148	11	55,6	19,5	26	49,9	890 03
	802	802 13	UCFL 207	35	130	93	162	11	55,6	19,5	26	49,9	890 03
	802	802 04	UCFL 208/117	40	117	93	148	11	60,3	19	26	53,7	890 03
	802	802 14	UCFL 208	40	130	93	162	11	60,3	19	26	53,7	890 03



Standard



Ghiera eccentrica
Locking collar
Exzenter-Klemmring



Safety Cap

Inserto standard / Standard insert / Standard-Flanschlager

	Part	Article-Nr.	Series	d	I	A	B	C	D	E	F	G	Article-Nr.
Chrome Steel	822	822 10	UCFL 204	20	90	62	116	11	29	16	20	34	890 04
	822	822 11	UCFL 205	25	99	71	130	11	34	16,8	22,5	36,3	890 01
	822	822 12	UCFL 206	30	117	85	148	11	40,3	20	26	42	890 02
	822	822 13	UCFL 207	35	130	93	162	11	48	19,5	26	43	890 03
	822	822 04	UCFL 208/117	40	117	93	148	11	53	19	26	44	890 03

Inserto standard / Standard insert / Standard-Flanschlager

	Part	Article-Nr.	Series	d	I	A	B	C	D	E	F	G	Article-Nr.
Stainless Steel	822	822 10 SS	UCFL 204	20	90	62	116	11	29	16	20	34	890 04
	822	822 11 SS	UCFL 205	25	99	71	130	11	34	16,8	22,5	36,3	890 01
	822	822 12 SS	UCFL 206	30	117	85	148	11	40,3	20	26	42	890 02
	822	822 13 SS	UCFL 207	35	130	93	162	11	48	19,5	26	43	890 03
	822	822 04 SS	UCFL 208/117	40	117	93	148	11	53	19	26	44	890 03


Inserto con ghiera eccentrica / Insert with locking collar / Flanschlager mit Exzenter-Klemmring

	Part	Article-Nr.	Series	d	I	A	B	C	D	E	F	G	Article-Nr.
Chrome Steel	823	823 10	UCFL 204	20	90	62	116	11	33,3	16	20	39,9	890 04
	823	823 11	UCFL 205	25	99	71	130	11	38,1	16,8	22,5	40,2	890 01
	823	823 12	UCFL 206	30	117	85	148	11	44,5	20	26	47,7	890 02
	823	823 13	UCFL 207	35	130	93	162	11	55,6	19,5	26	49,9	890 03
	823	823 04	UCFL 208/117	40	117	93	148	11	60,3	19	26	53,7	890 03

Solid Housing



UCFL



Componenti

- Sede in poliammide rinforzato, con elevata resistenza meccanica e ottima resistenza contro agenti chimici corrosivi quali acqua, oli, benzina e liquidi contenenti alcool. Tutti i nostri cuscinetti possono essere utilizzati ad una temperatura compresa fra 0°C e +80°C.

- I cuscinetti sono realizzati in acciaio al cromo, disponibili anche, su richiesta, nella versione in acciaio inox. Il cuscinetto all'interno della flangia può essere regolato di 2,5°.

- L'ingrassatore viene realizzato in ferro nichelato, o in acciaio inox nella versione con il cuscinetto in acciaio inox.

- Distanziali realizzati in ottone nichelato per rinforzare il foro di fissaggio.

- Rondella in acciaio inox.

- Coperchio di sicurezza in PP.

- Anello di tenuta in gomma NBR.

- O-ring in NBR rubber.

Components

- Housing in reinforced polyamide, with higher load capacity and good resistance to corrosive chemicals such as water, oils, petrol and alcoholic beverages.

All our bearings can be used at temperatures between 0°C and +80°C.

- Ball bearings are made in chrome steel. They are also available, upon request, in stainless steel. Max misalignment between shaft and housing: 2.5°.

- Grease nipple are made in nickel plated steel, but they can also be made in stainless steel on the stainless steel bearing.

- Spacers from nickel plated brass to reinforce fixing holes.

- Washer stainless steel.

- Clip-on safety cap in PP.

- Rotary shaft seal ring in NBR rubber.

- O-ring in NBR rubber.

Komponenten

- Gehäuse gefertigt aus verstärktem Polyamid. Dies gewährleistet eine gute Widerstandsfähigkeit gegenüber mechanischen Einflüssen und eine gute Korrosionsbeständigkeit gegenüber Wasser, Ölen, Benzin, Flüssigkeiten mit Alkohol und Chemikalien. Alle unsere Gehäuse-Lagereinheiten können in einem Temperaturbereich von 0°C bis +80°C eingesetzt werden.

- Die Lagereinsätze sind aus Chrom-Stahl, auf Anfrage auch in Edelstahl erhältlich. Alle Lager gleichen eine Fluchtungsfehler von bis zu 2,5° selbstständig aus.

- Die Schmiernippel sind aus vernickeltem Stahl (aus Edelstahl wenn die Ausführung mit Edelstahl Einsatz gefragt ist).

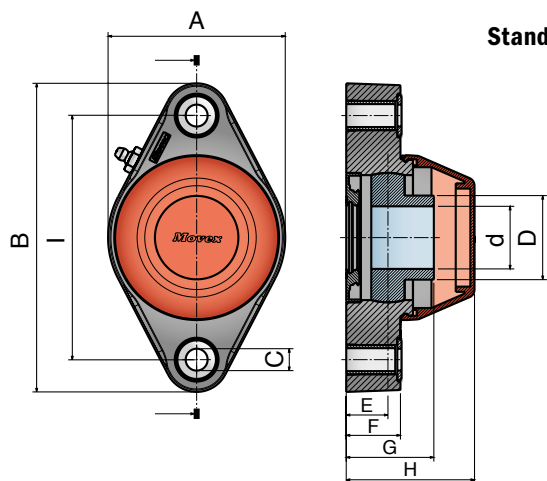
- Alle Distanzstücke sind aus vernickeltem Messing und verstärkten die Befestigungsbohrungen.

- Alle Unterlegscheiben aus Edelstahl.

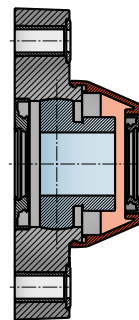
- Schutzkappe aus PP.

- Dichtringe aus NBR-Gummi.

- O-Ringe aus NBR-Gummi.



Standard

Ghiera eccentrica
Locking collar
Exzenter-Klemmring

Inserto standard, con guarnizioni, versione aperta e chiusa / Standard insert, sealed, open and close version / Standard-Flanschlag, abgedichtet, offene und geschlossene Version

	Part	Art-close	Part	Art-open	Series	d	I	A	B	C	D	E	F	G	H
Chrome Steel	803	803 10	804	804 10	UCFL 204	20	90	62	116	11	29	16	20	34	51,5
	803	803 00	804	804 00	UCFL 204	20	90	71	130	11	29	17,5	22,5	33,5	52
	803	803 21	804	804 21	UCFL 205/90	25	90	85	116	11	34	14,5	20	34	55,5
	803	803 01	804	804 01	UCFL 205/90	25	90	71	130	11	34	16,8	22,5	36,3	52
	803	803 11	804	804 11	UCFL 205	25	99	71	130	11	34	16,8	22,5	36,3	52
	803	803 22	804	804 22	UCFL 206/90	30	90	85	116	11	40,3	14,5	20	36,5	55,5
	803	803 32	804	804 32	UCFL 206/99	30	99	85	130	11	40,3	20	26	42	61,5
	803	803 02	804	804 02	UCFL 206/99	30	99	85	148	11	40,3	20	26	42	61,5
	803	803 12	804	804 12	UCFL 206	30	117	85	148	11	40,3	20	26	42	61,5
	803	803 03	804	804 03	UCFL 207/117	35	117	93	148	11	48	19,5	26	43	66,5
	803	803 13	804	804 13	UCFL 207	35	130	93	162	11	48	19,5	26	43	66,5
	803	803 04	804	804 04	UCFL 208/117	40	117	93	148	11	53	19	26	44	66,5
	803	803 14	804	804 14	UCFL 208	40	130	93	162	11	53	19	26	44	66,5

Inserto standard, con guarnizioni, versione aperta e chiusa / Standard insert, sealed, open and close version / Standard-Flanschlag, abgedichtet, offene und geschlossene Version

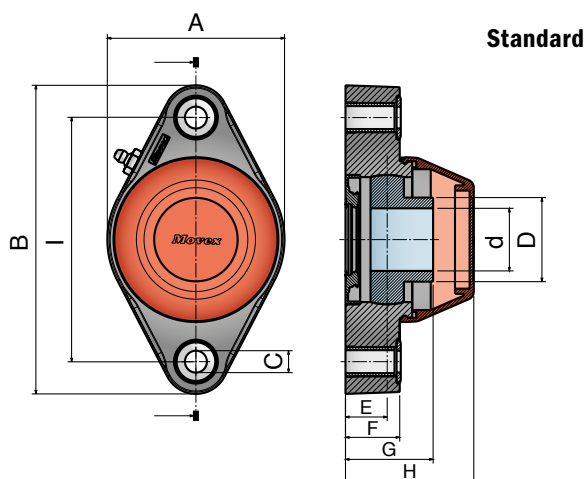
	Part	Art-close	Part	Art-open	Series	d	I	A	B	C	D	E	F	G	H
Stainless Steel	803	803 10 SS	804	804 10 SS	UCFL 204	20	90	62	116	11	29	16	20	34	51,5
	803	803 00 SS	804	804 00 SS	UCFL 204	20	90	71	130	11	29	17,5	22,5	33,5	52
	803	803 21 SS	804	804 21 SS	UCFL 205/90	25	90	85	116	11	34	14,5	20	34	55,5
	803	803 01 SS	804	804 01 SS	UCFL 205/90	25	90	71	130	11	34	16,8	22,5	36,3	52
	803	803 11 SS	804	804 11 SS	UCFL 205	25	99	71	130	11	34	16,8	22,5	36,3	52
	803	803 22 SS	804	804 22 SS	UCFL 206/90	30	90	85	116	11	40,3	14,5	20	36,5	55,5
	803	803 32 SS	804	804 32 SS	UCFL 206/99	30	99	85	130	11	40,3	20	26	42	61,5
	803	803 02 SS	804	804 02 SS	UCFL 206/99	30	99	85	148	11	40,3	20	26	42	61,5
	803	803 12 SS	804	804 12 SS	UCFL 206	30	117	85	148	11	40,3	20	26	42	61,5
	803	803 03 SS	804	804 03 SS	UCFL 207/117	35	117	93	148	11	48	19,5	26	43	66,5
	803	803 13 SS	804	804 13 SS	UCFL 207	35	130	93	162	11	48	19,5	26	43	66,5
	803	803 04 SS	804	804 04 SS	UCFL 208/117	40	117	93	148	11	53	19	26	44	66,5
	803	803 14 SS	804	804 14 SS	UCFL 208	40	130	93	162	11	53	19	26	44	66,5

Inserto "long life", con guarnizioni, versione aperta e chiusa / "Long life" insert, sealed, open and close version / "Long Life"-Flanschlag, abgedichtet, offene und geschlossene Version

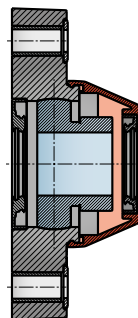
	Part	Art-close	Part	Art-open	Series	d	I	A	B	C	D	E	F	G	H
Chrome Steel "Long life"	803	803 10 L	804	804 10 L	UCFL 204	20	90	62	116	11	29	16	20	34	51,5
	803	803 00 L	804	804 00 L	UCFL 204	20	90	71	130	11	29	17,5	22,5	33,5	52
	803	803 21 L	804	804 21 L	UCFL 205/90	25	90	85	116	11	34	14,5	20	34	55,5
	803	803 01 L	804	804 01 L	UCFL 205/90	25	90	71	130	11	34	16,8	22,5	36,3	52
	803	803 11 L	804	804 11 L	UCFL 205	25	99	71	130	11	34	16,8	22,5	36,3	52
	803	803 22 L	804	804 22 L	UCFL 206/90	30	90	85	116	11	40,3	14,5	20	36,5	55,5
	803	803 32 L	804	804 32 L	UCFL 206/99	30	99	85	130	11	40,3	20	26	42	61,5
	803	803 02 L	804	804 02 L	UCFL 206/99	30	99	85	148	11	40,3	20	26	42	61,5
	803	803 12 L	804	804 12 L	UCFL 206	30	117	85	148	11	40,3	20	26	42	61,5
	803	803 03 L	804	804 03 L	UCFL 207/117	35	117	93	148	11	48	19,5	26	43	66,5
	803	803 13 L	804	804 13 L	UCFL 207	35	130	93	162	11	48	19,5	26	43	66,5
	803	803 04 L	804	804 04 L	UCFL 208/117	40	117	93	148	11	53	19	26	44	66,5
	803	803 14 L	804	804 14 L	UCFL 208	40	130	93	162	11	53	19	26	44	66,5

Inserto con ghiera eccentrica, guarnizioni, versione aperta e chiusa / Insert with locking collar, sealed, open and close version / Flanschlag mit Exzenter-Klemmring, abgedichtet, offene und geschlossene Version

	Part	Art-close	Part	Art-open	Series	d	I	A	B	C	D	E	F	G	H
Chrome Steel	805	805 10	806	806 10	UCFL 204	20	90	62	116	11	33,3	16	20	39,9	51,5
	805	805 00	806	806 00	UCFL 204	20	90	71	130	11	33,3	17,5	22,5	41,4	52
	805	805 21	806	806 21	UCFL 205/90	25	90	85	116	11	38,1	14,5	20	37,9	55,5
	805	805 01	806	806 01	UCFL 205/90	25	90	71	130	11	38,1	16,8	22,5	40,2	52
	805	805 11	806	806 11	UCFL 205	25	99	71	130	11	38,1	16,8	22,5	40,2	52
	805	805 22	806	806 22	UCFL 206/90	30	90	85	116	11	44,5	14,5	20	42,2	55,5
	805	805 32	806	806 32	UCFL 206/99	30	99	85	130	11	44,5	20	26	47,7	61,5
	805	805 02	806	806 02	UCFL 206/99	30	99	85	148	11	44,5	20	26	47,7	61,5
	805	805 12	806	806 12	UCFL 206	30	117	85	148	11	44,5	20	26	47,7	61,5
	805	805 03	806	806 03	UCFL 207/117	35	117	93	148	11	55,6	19,5	26	49,9	66,5
	805	805 13	806	806 13	UCFL 207	35	130	93	162	11	55,6	19,5	26	49,9	66,5
	805	805 04	806	806 04	UCFL 208/117	40	117	93	148	11	60,3	19	26	53,7	66,5
	805	805 14	806	806 14	UCFL 208	40	130	93	162	11	60,3	19	26	53,7	66,5



Ghiera eccentrica
Locking collar
Exzenter-Klemmring



Inserto standard, con guarnizioni, versione aperta e chiusa / Standard insert, sealed, open and close version / Standard-Flanschlager, abgedichtet, offene und geschlossene Version

Chrome Steel	Part	Art-close	Part	Art-open	Series	d	l	A	B	C	D	E	F	G	H
	824	824 10	825	825 10	UCFL 204	20	90	62	116	11	29	16	20	34	51,5
	824	824 11	825	825 11	UCFL 205	25	99	71	130	11	34	16,8	22,5	36,3	52
	824	824 12	825	825 12	UCFL 206	30	117	85	148	11	40,3	20	26	42	61,5
	824	824 13	825	825 13	UCFL 207	35	130	93	162	11	48	19,5	26	43	66,5
	824	824 04	825	825 04	UCFL 208/117	40	117	93	148	11	53	19	26	44	66,5

Inserto standard, con guarnizioni, versione aperta e chiusa / Standard insert, sealed, open and close version / Standard-Flanschlager, abgedichtet, offene und geschlossene Version

Stainless Steel	Part	Art-close	Part	Art-open	Series	d	l	A	B	C	D	E	F	G	H
	824	824 10 SS	825	825 10 SS	UCFL 204	20	90	62	116	11	29	16	20	34	51,5
	824	824 11 SS	825	825 11 SS	UCFL 205	25	99	71	130	11	34	16,8	22,5	36,3	52
	824	824 12 SS	825	825 12 SS	UCFL 206	30	117	85	148	11	40,3	20	26	42	61,5
	824	824 13 SS	825	825 13 SS	UCFL 207	35	130	93	162	11	48	19,5	26	43	66,5
	824	824 04 SS	825	825 04 SS	UCFL 208/117	40	117	93	148	11	53	19	26	44	66,5

Inserto "long life", con guarnizioni, versione aperta e chiusa / "Long life" insert, sealed, open and close version / "Long Life"-Flanschlager, abgedichtet, offene und geschlossene Version

"Long life"	Part	Art-close	Part	Art-open	Series	d	l	A	B	C	D	E	F	G	H
	824	824 10 L	825	825 10 L	UCFL 204	20	90	62	116	11	29	16	20	34	51,5
	824	824 11 L	825	825 11 L	UCFL 205	25	99	71	130	11	34	16,8	22,5	36,3	52
	824	824 12 L	825	825 12 L	UCFL 206	30	117	85	148	11	40,3	20	26	42	61,5
	824	824 13 L	825	825 13 L	UCFL 207	35	130	93	162	11	48	19,5	26	43	66,5
	824	824 04 L	825	825 04 L	UCFL 208/117	40	117	93	148	11	53	19	26	44	66,5


Inserto con ghiera eccentrica, guarnizioni, versione aperta e chiusa / Insert with locking collar, sealed, open and close version / Flanschlager mit Exzenter-Klemmring, abgedichtet, offene und geschlossene Version

Chrome Steel	Part	Art-close	Part	Art-open	Series	d	l	A	B	C	D	E	F	G	H
	826	826 10	827	827 10	UCFL 204	20	90	62	116	11	33,3	16	20	39,9	51,5
	826	826 11	827	827 11	UCFL 205	25	99	71	130	11	38,1	16,8	22,5	40,2	52
	826	826 12	827	827 12	UCFL 206	30	117	85	148	11	44,5	20	26	47,7	61,5
	826	826 13	827	827 13	UCFL 207	35	130	93	162	11	55,6	19,5	26	49,9	66,5
	826	826 04	827	827 04	UCFL 208/117	40	117	93	148	11	60,3	19	26	53,7	66,5

Solid Housing



UCF



Componenti

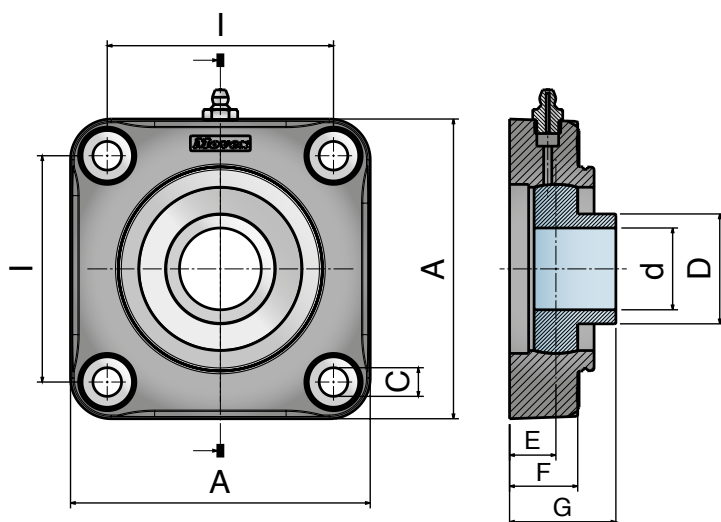
- Sede in poliammide rinforzato, con elevata resistenza meccanica e ottima resistenza contro agenti chimici corrosivi quali acqua, oli, benzina e liquidi contenenti alcool. Tutti i nostri cuscinetti possono essere utilizzati ad una temperatura compresa fra 0°C e +80°C.
- I cuscinetti sono realizzati in acciaio al cromo, disponibili anche, su richiesta, nella versione in acciaio inox. Il cuscinetto all'interno della flangia può essere regolato di 2,5°.
- L'ingrassatore viene realizzato in ferro nichelato, o in acciaio inox nella versione con il cuscinetto in acciaio inox.
- Distanziali realizzati in ottone nichelato per rinforzare il foro di fissaggio.
- Rondella in acciaio inox.

Components

- *Housing in reinforced polyamide, with higher load capacity and good resistance to corrosive chemicals such as water, oils, petrol and alcoholic beverages. All our bearings can be used at temperatures between 0°C and +80°C.*
- *Ball bearings are made in chrome steel. They are also available, upon request, in stainless steel. Max misalignment between shaft and housing: 2.5°.*
- *Grease nipple are made in nickel plated steel, but they can also be made in stainless steel on the stainless steel bearing.*
- *Spacers from nickel plated brass to reinforce fixing holes.*
- *Washer stainless steel.*

Komponenten

- *Gehäuse gefertigt aus verstärktem Polyamid. Dies gewährleistet eine gute Widerstandsfähigkeit gegenüber mechanischen Einflüssen und eine gute Korrosionsbeständigkeit gegenüber Wasser, Ölen, Benzin, Flüssigkeiten mit Alkohol und Chemikalien. Alle unsere Gehäuse-Lagereinheiten können in einem Temperaturbereich von 0°C bis +80°C eingesetzt werden.*
- *Die Lagereinsätze sind aus Chrom-Stahl, auf Anfrage auch in Edelstahl erhältlich. Alle Lager gleichen einen Fluchtungsfehler von bis zu 2,5° selbstständig aus.*
- *Die Schmiernippel sind aus vernickeltem Stahl (aus Edelstahl wenn die Ausführung mit Edelstahl Einsatz gefragt ist).*
- *Alle Distanzstücke sind aus vernickeltem Messing und verstärken die Befestigungsbohrungen.*
- *Alle Unterlegscheiben aus Edelstahl.*



Inserto standard / Standard insert / Standard-Flanschlager

Part	Article-Nr.	Series	d	I	A	C	D	E	F	G
807	807 01	UCF 205	25	70	98	11	34	16	22	35,5
807	807 02	UCF 206	30	83	110	11	40,3	17	25	39
807	807 03	UCF 206/83	35	83	110	11	48	20	25	43,5
807	807 13	UCF 207	35	93	118	11	48	20	25	43,5
807	807 04	UCF 208/83	40	83	110	11	53	19,5	25	44,5
807	807 14	UCF 208	40	102	130	11	53	19	25	44



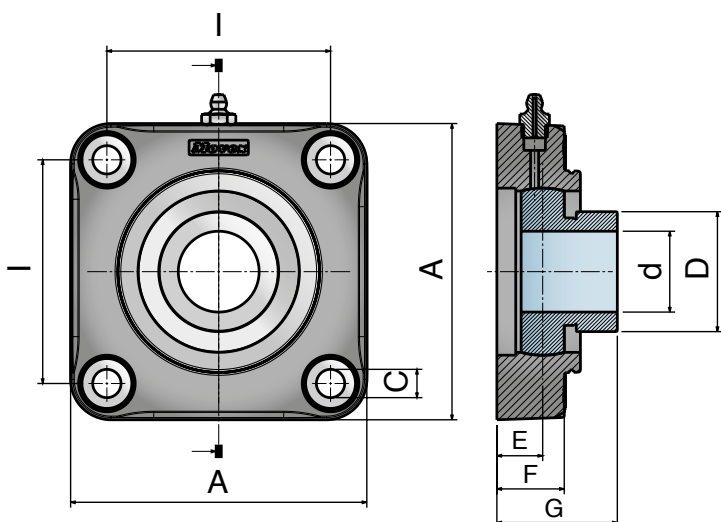
Safety Cap

Article-Nr.
890 01
890 02
890 03
890 03
890 03
890 03
890 03

Inserto standard / Standard insert / Standard-Flanschlager

Part	Article-Nr.	Series	d	I	A	C	D	E	F	G
807	807 01 SS	UCF 205	25	70	98	11	34	16	22	35,5
807	807 02 SS	UCF 206	30	83	110	11	40,3	17	25	39
807	807 03 SS	UCF 206/83	35	83	110	11	48	20	25	43,5
807	807 13 SS	UCF 207	35	93	118	11	48	20	25	43,5
807	807 04 SS	UCF 208/83	40	83	110	11	53	19,5	25	44,5
807	807 14 SS	UCF 208	40	102	130	11	53	19	25	44

Article-Nr.
890 01
890 02
890 03
890 03
890 03
890 03
890 03



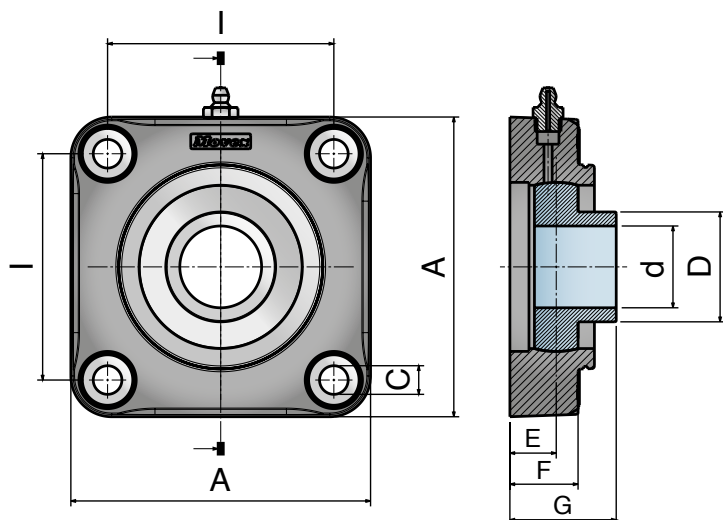
Inserto con ghiera eccentrica / Insert with locking collar / Flanschlager mit Exzenter-Klemmring

Part	Article-Nr.	Series	d	I	A	C	D	E	F	G
808	808 01	UCF 205	25	70	98	11	38,1	16	22	39,4
808	808 02	UCF 206	30	83	110	11	44,5	17	25	44,7
808	808 03	UCF 206/83	35	83	110	11	55,6	20	25	50,4
808	808 13	UCF 207	35	93	118	11	55,6	20	25	50,4
808	808 04	UCF 208/83	40	83	110	11	60,3	19,5	25	54,2
808	808 14	UCF 208	40	102	130	11	60,3	19	25	53,7



Safety Cap

Article-Nr.
890 01
890 02
890 03
890 03
890 03
890 03
890 03



Solid Housing



Safety Cap

Inserto standard / Standard insert / Standard-Flanschlager

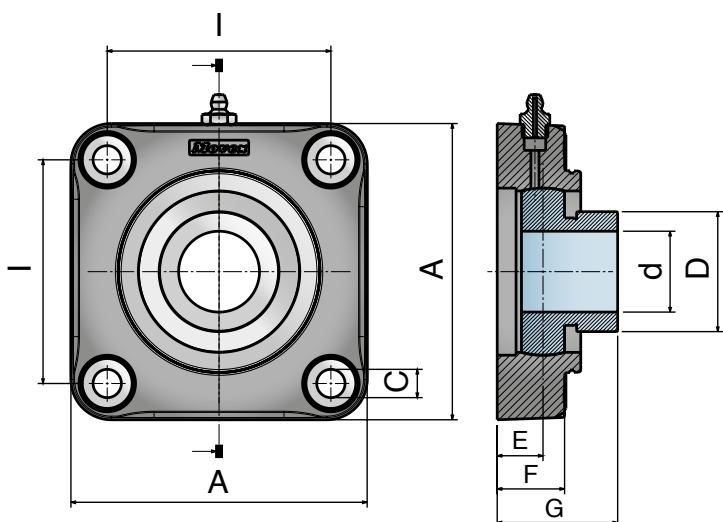
Part	Article-Nr.	Series	d	I	A	C	D	E	F	G
828	828 01	UCF 205	25	70	98	11	34	16	22	35,5
828	828 02	UCF 206	30	83	110	11	40,3	17	25	39
828	828 13	UCF 207	35	93	118	11	48	20	25	43,5
828	828 04	UCF 208/83	40	83	110	11	53	19,5	25	44,5

Article-Nr.
890 01
890 02
890 03
890 03

Inserto standard / Standard insert / Standard-Flanschlager

Part	Article-Nr.	Series	d	I	A	C	D	E	F	G
828	828 01 SS	UCF 205	25	70	98	11	34	16	22	35,5
828	828 02 SS	UCF 206	30	83	110	11	40,3	17	25	39
828	828 13 SS	UCF 207	35	93	118	11	48	20	25	43,5
828	828 04 SS	UCF 208/83	40	83	110	11	53	19,5	25	44,5

Article-Nr.
890 01
890 02
890 03
890 03




Safety Cap

Inserto con ghiera eccentrica / Insert with locking collar / Flanschlager mit Exzenter-Klemmring

Part	Article-Nr.	Series	d	I	A	C	D	E	F	G
829	829 01	UCF 205	25	70	98	11	38,1	16	22	39,4
829	829 02	UCF 206	30	83	110	11	44,5	17	25	44,7
829	829 13	UCF 207	35	93	118	11	55,6	20	25	50,4
829	829 04	UCF 208/83	40	83	110	11	60,3	19,5	25	54,2

Article-Nr.
890 01
890 02
890 03
890 03

UCF



Componenti

- Sede in poliammide rinforzato, con elevata resistenza meccanica e ottima resistenza contro agenti chimici corrosivi quali acqua, oli, benzina e liquidi contenenti alcool. Tutti i nostri cuscinetti possono essere utilizzati ad una temperatura compresa fra 0°C e +80°C.

- I cuscinetti sono realizzati in acciaio al cromo, disponibili anche, su richiesta, nella versione in acciaio inox. Il cuscinetto all'interno della flangia può essere regolato di 2,5°.

- L'ingrassatore viene realizzato in ferro nichelato, o in acciaio inox nella versione con il cuscinetto in acciaio inox.

- Distanziali realizzati in ottone nichelato per rinforzare il foro di fissaggio.

- Rondella in acciaio inox.

- Coperchio di sicurezza in PP.

- Anello di tenuta in gomma NBR.

- O-ring in NBR rubber.

Components

- Housing in reinforced polyamide, with higher load capacity and good resistance to corrosive chemicals such as water, oils, petrol and alcoholic beverages.

All our bearings can be used at temperatures between 0°C and +80°C.

- Ball bearings are made in chrome steel. They are also available, upon request, in stainless steel. Max misalignment between shaft and housing: 2.5°.

- Grease nipple are made in nickel plated steel, but they can also be made in stainless steel on the stainless steel bearing.

- Spacers from nickel plated brass to reinforce fixing holes.

- Washer stainless steel.

- Clip-on safety cap in PP.

- Rotary shaft seal ring in NBR rubber.

- O-ring in NBR rubber.

Komponenten

- Gehäuse gefertigt aus verstärktem Polyamid. Dies gewährleistet eine gute Widerstandsfähigkeit gegenüber mechanischen Einflüssen und eine gute Korrosionsbeständigkeit gegenüber Wasser, Ölen, Benzin, Flüssigkeiten mit Alkohol und Chemikalien. Alle unsere Gehäuse-Lagereinheiten können in einem Temperaturbereich von 0°C bis +80°C eingesetzt werden.

- Die Lagereinsätze sind aus Chrom-Stahl, auf Anfrage auch in Edelstahl erhältlich. Alle Lager gleichen eine Fluchtungsfehler von bis zu 2,5° selbstständig aus.

- Die Schmiernippel sind aus vernickeltem Stahl (aus Edelstahl wenn die Ausführung mit Edelstahl Einsatz gefragt ist).

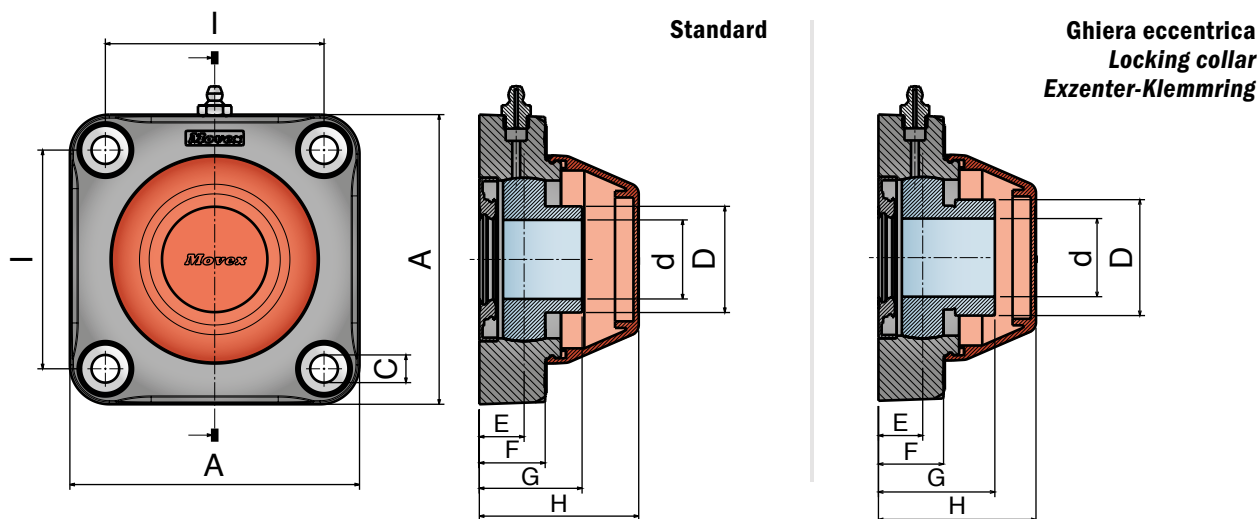
- Alle Distanzstücke sind aus vernickeltem Messing und verstärkten die Befestigungsbohrungen.

- Alle Unterlegscheiben aus Edelstahl.

- Schutzkappe aus PP.

- Dichtringe aus NBR-Gummi.

- O-Ringe aus NBR-Gummi.



Inserto standard, con guarnizioni, versione aperta e chiusa

Standard insert, sealed, open and close version/Standard-Flanschlager, abgedichtet, offene und geschlossene Version

	Part	Art-close	Part	Art-open	Series	d	I	A	C	D	E	F	G	H
Chrome Steel	809	809 01	810	810 01	UCF 205	25	70	98	11	34	16	22	35,5	51,5
	809	809 02	810	810 02	UCF 206	30	83	110	11	40,3	17	25	39	60,5
	809	809 03	810	810 03	UCF 207/83	35	83	110	11	48	20	25	43,5	65,5
	809	809 13	810	810 13	UCF 207	35	92	118	11	48	20	25	43,5	65,5
	809	809 04	810	810 04	UCF 208/83	40	83	110	11	53	19,5	25	44,5	65,5
	809	809 14	810	810 14	UCF 208	40	102	130	11	53	19	25	44	65,5

Inserto standard, con guarnizioni, versione aperta e chiusa

Standard insert, sealed, open and close version/Standard-Flanschlager, abgedichtet, offene und geschlossene Version

	Part	Art-close	Part	Art-open	Series	d	I	A	C	D	E	F	G	H
Stainless Steel	809	809 01 SS	810	810 01 SS	UCF 205	25	70	98	11	34	16	22	35,5	51,5
	809	809 02 SS	810	810 02 SS	UCF 206	30	83	110	11	40,3	17	25	39	60,5
	809	809 03 SS	810	810 03 SS	UCF 207/83	35	83	110	11	48	20	25	43,5	65,5
	809	809 13 SS	810	810 13 SS	UCF 207	35	92	118	11	48	20	25	43,5	65,5
	809	809 04 SS	810	810 04 SS	UCF 208/83	40	83	110	11	53	19,5	25	44,5	65,5
	809	809 14 SS	810	810 14 SS	UCF 208	40	102	130	11	53	19	25	44	65,5

Inserto "Long life", con guarnizioni, versione aperta e chiusa

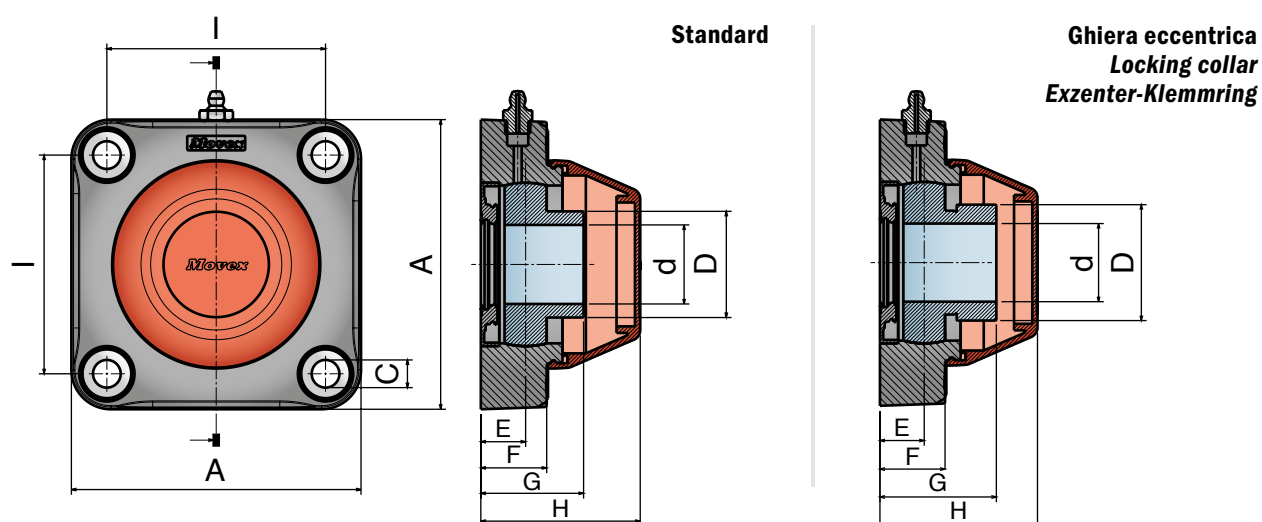
"Long life" insert, sealed, open and close version/"Long life"-Flanschlager, abgedichtet, offene und geschlossene Version

	Part	Art-close	Part	Art-open	Series	d	I	A	C	D	E	F	G	H
"Long life"	809	809 01 L	810	810 01 L	UCF 205	25	70	98	11	34	16	22	35,5	51,5
	809	809 02 L	810	810 02 L	UCF 206	30	83	110	11	40,3	17	25	39	60,5
	809	809 03 L	810	810 03 L	UCF 207/83	35	83	110	11	48	20	25	43,5	65,5
	809	809 13 L	810	810 13 L	UCF 207	35	92	118	11	48	20	25	43,5	65,5
	809	809 04 L	810	810 04 L	UCF 208/83	40	83	110	11	53	19,5	25	44,5	65,5
	809	809 14 L	810	810 14 L	UCF 208	40	102	130	11	53	19	25	44	65,5

Inserto con ghiera eccentrica, guarnizioni, versione aperta e chiusa

Insert with locking collar, sealed, open and close version/Flanschlager mit Exzenter-Klemmring, abgedichtet, offene und geschlossene Version

	Part	Art-close	Part	Art-open	Series	d	I	A	C	D	E	F	G	H
Chrome Steel	811	811 01	812	812 01	UCF 205	25	70	98	11	38,1	16	22	39,4	51,5
	811	811 02	812	812 02	UCF 206	30	83	110	11	44,5	17	25	44,7	60,5
	811	811 03	812	812 03	UCF 207/83	35	83	110	11	55,6	20	25	50,4	65,5
	811	811 13	812	812 13	UCF 207	35	92	118	11	55,6	20	25	50,4	65,5
	811	811 04	812	812 04	UCF 208/83	40	83	110	11	60,3	19,5	25	54,2	65,5
	811	811 14	812	812 14	UCF 208	40	102	130	11	60,3	19	25	53,7	65,5



Inserto standard, con guarnizioni, versione aperta e chiusa

Standard insert, sealed, open and close version/Standard-Flanschlager, abgedichtet, offene und geschlossene Version

Chrome Steel	Part	Art-close	Part	Art-open	Series	d	I	A	C	D	E	F	G	H
	830	830 01	831	831 01	UCF 205	25	70	98	11	34	16	22	35,5	51,5
	830	830 02	831	831 02	UCF 206	30	83	110	11	40,3	17	25	39	60,5
	830	830 13	831	831 13	UCF 207	35	92	118	11	48	20	25	43,5	65,5
	830	830 04	831	831 04	UCF 208/83	40	83	110	11	53	19,5	25	44,5	65,5

Inserto standard, con guarnizioni, versione aperta e chiusa

Standard insert, sealed, open and close version/Standard-Flanschlager, abgedichtet, offene und geschlossene Version

Stainless Steel	Part	Art-close	Part	Art-open	Series	d	I	A	C	D	E	F	G	H
	830	830 01 SS	831	831 01 SS	UCF 205	25	70	98	11	34	16	22	35,5	51,5
	830	830 02 SS	831	831 02 SS	UCF 206	30	83	110	11	40,3	17	25	39	60,5
	830	830 13 SS	831	831 13 SS	UCF 207	35	92	118	11	48	20	25	43,5	65,5
	830	830 04 SS	831	831 04 SS	UCF 208/83	40	83	110	11	53	19,5	25	44,5	65,5

Inserto "Long life", con guarnizioni, versione aperta e chiusa

"Long life" insert, sealed, open and close version/"Long life"-Flanschlager, abgedichtet, offene und geschlossene Version

"Long life"	Part	Art-close	Part	Art-open	Series	d	I	A	C	D	E	F	G	H
	830	830 01 L	831	831 01 L	UCF 205	25	70	98	11	34	16	22	35,5	51,5
	830	830 02 L	831	831 02 L	UCF 206	30	83	110	11	40,3	17	25	39	60,5
	830	830 13 L	831	831 13 L	UCF 207	35	92	118	11	48	20	25	43,5	65,5
	830	830 04 L	831	831 04 L	UCF 208/83	40	83	110	11	53	19,5	25	44,5	65,5

Inserto standard, con guarnizioni, versione aperta e chiusa

Standard insert, sealed, open and close version/Standard-Flanschlager, abgedichtet, offene und geschlossene Version

Chrome Steel	Part	Art-close	Part	Art-open	Series	d	I	A	C	D	E	F	G	H
	832	832 01	833	833 01	UCF 205	25	70	98	11	38,1	16	22	39,4	51,5
	832	832 02	833	833 02	UCF 206	30	83	110	11	44,5	17	25	44,7	60,5
	832	832 13	833	833 13	UCF 207	35	92	118	11	55,6	20	25	50,4	65,5
	832	832 04	833	833 04	UCF 208/83	40	83	110	11	60,3	19,5	25	54,2	65,5

Solid Housing



UCFA

Solid Housing



Componenti

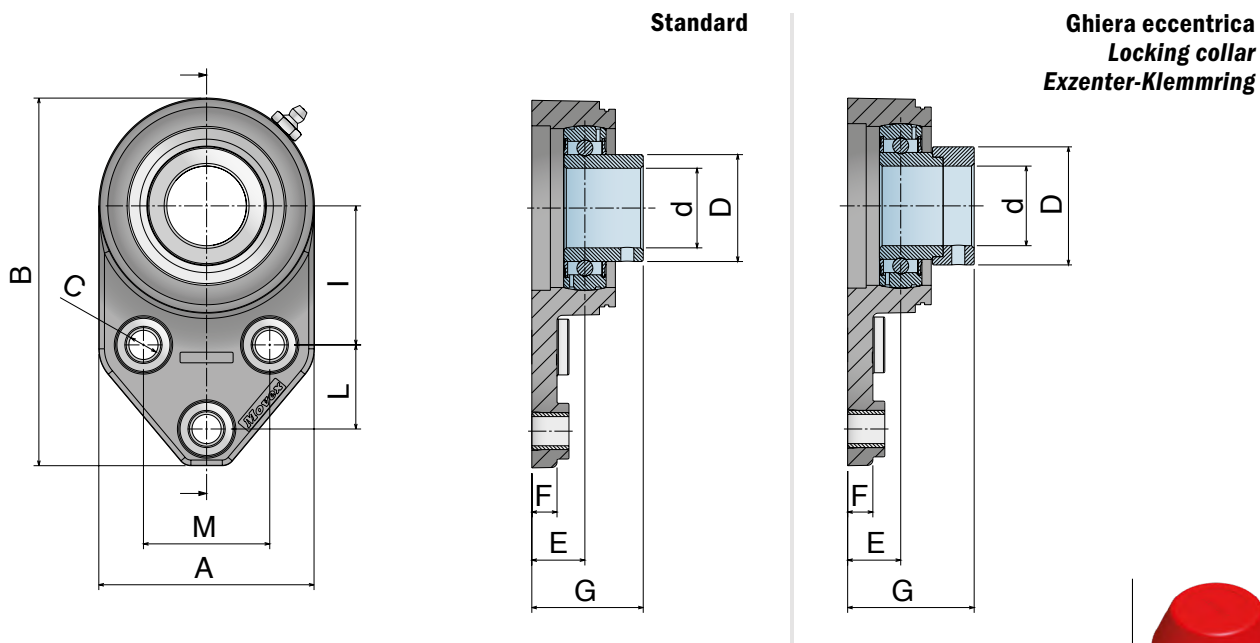
- Sede in poliammide rinforzato, con elevata resistenza meccanica e ottima resistenza contro agenti chimici corrosivi quali acqua, oli, benzina e liquidi contenenti alcool. Tutti i nostri cuscinetti possono essere utilizzati ad una temperatura compresa fra 0°C e +80°C.
- I cuscinetti sono realizzati in acciaio al cromo, disponibili anche, su richiesta, nella versione in acciaio inox. Il cuscinetto all'interno della flangia può essere regolato di 2,5°.
- L'ingrassatore viene realizzato in ferro nichelato, o in acciaio inox nella versione con il cuscinetto in acciaio inox.
- Distanziali realizzati in ottone nichelato per rinforzare il foro di fissaggio.
- Rondella in acciaio inox.

Components

- Housing in reinforced polyamide, with higher load capacity and good resistance to corrosive chemicals such as water, oils, petrol and alcoholic beverages. All our bearings can be used at temperatures between 0°C and +80°C.
- Ball bearings are made in chrome steel. They are also available, upon request, in stainless steel. Max misalignment between shaft and housing: 2.5°.
- Grease nipple are made in nickel plated steel, but they can also be made in stainless steel on the stainless steel bearing.
- Spacers from nickel plated brass to reinforce fixing holes.
- Washer stainless steel.

Komponenten

- Gehäuse gefertigt aus verstärktem Polyamid. Dies gewährleistet eine gute Widerstandsfähigkeit gegenüber mechanischen Einflüssen und eine gute Korrosionsbeständigkeit gegenüber Wasser, Ölen, Benzin, Flüssigkeiten mit Alkohol und Chemikalien. Alle unsere Gehäuse-Lagereinheiten können in einem Temperaturbereich von 0°C bis +80°C eingesetzt werden.
- Die Lagereinsätze sind aus Chrom-Stahl, auf Anfrage auch in Edelstahl erhältlich. Alle Lager gleichen einen Fluchtungsfehler von bis zu 2,5° selbstständig aus.
- Die Schmiernippel sind aus vernickeltem Stahl (aus Edelstahl wenn die Ausführung mit Edelstahl Einsatz gefragt ist).
- Alle Distanzstücke sind aus vernickeltem Messing und verstärken die Befestigungsbohrungen.
- Alle Unterlegscheiben aus Edelstahl.



Safety Cap

Inserto standard / Standard insert / Standard-Flanschlager

	Part	Article-Nr.	Series	d	I	A	C	D	L	M	B	E	F	G	Article-Nr.
Chrome Steel	834	834 00	UCFA 204	20	46	68,8	11	29	28,6	41,3	124,2	16,4	14	34,4	890 01
	834	834 01	UCFA 205	25	46	68,8	11	34	28,6	41,3	124,2	17,8	14	37,3	890 01
	834	834 02	UCFA 206	30	52,4	81,3	11	40,3	31,7	47,6	138,6	20	14	42	890 02

Inserto standard / Standard insert / Standard-Flanschlager

	Part	Article-Nr.	Series	d	I	A	C	D	L	M	B	E	F	G	Article-Nr.
Stainless Steel	834	834 00 SS	UCFA 204	20	46	68,8	11	29	28,6	41,3	124,2	16,4	14	34,4	890 01
	834	834 01 SS	UCFA 205	25	46	68,8	11	34	28,6	41,3	124,2	17,8	14	37,3	890 01
	834	834 02 SS	UCFA 206	30	52,4	81,3	11	40,3	31,7	47,6	138,6	20	14	42	890 02

Inserto con ghiera eccentrica / Insert with locking collar / Flanschlager mit Exzenter-Klemmring

	Part	Article-Nr.	Series	d	I	A	C	D	L	M	B	E	F	G	Article-Nr.
Chrome Steel	835	835 00	UCFA 204	20	46	68,8	11	33,3	28,6	41,3	124,2	16,4	14	40,3	890 01
	835	835 01	UCFA 205	25	46	68,8	11	38,1	28,6	41,3	124,2	17,8	14	41,2	890 01
	835	835 02	UCFA 206	30	52,4	81,3	11	44,5	31,7	47,6	138,6	20	14	47,7	890 02

UCFA

Solid Housing



Componenti

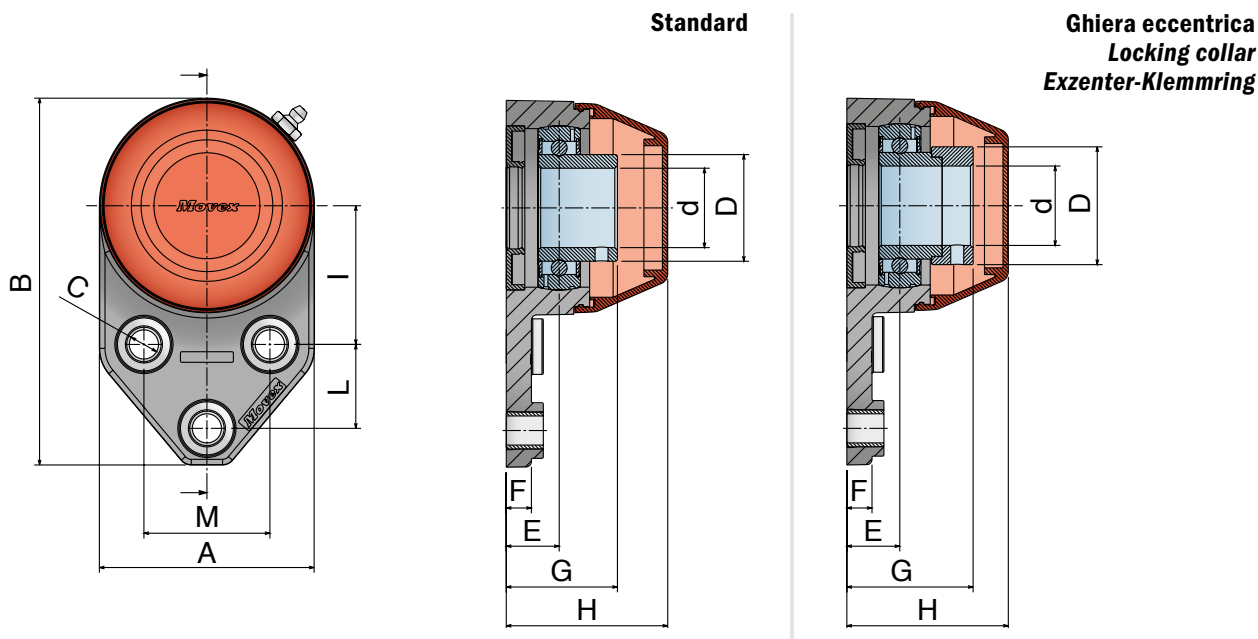
- Sede in poliammide rinforzato, con elevata resistenza meccanica e ottima resistenza contro agenti chimici corrosivi quali acqua, oli, benzina e liquidi contenenti alcool. Tutti i nostri cuscinetti possono essere utilizzati ad una temperatura compresa fra 0°C e +80°C.
- I cuscinetti sono realizzati in acciaio al cromo, disponibili anche, su richiesta, nella versione in acciaio inox. Il cuscinetto all'interno della flangia può essere regolato di 2,5°.
- L'ingrassatore viene realizzato in ferro nichelato, o in acciaio inox nella versione con il cuscinetto in acciaio inox.
- Distanziali realizzati in ottone nichelato per rinforzare il foro di fissaggio.
- Rondella in acciaio inox.
- Coperchio di sicurezza in PP.
- Anello di tenuta in gomma NBR.
- O-ring in NBR rubber.

Components

- Housing in reinforced polyamide, with higher load capacity and good resistance to corrosive chemicals such as water, oils, petrol and alcoholic beverages. All our bearings can be used at temperatures between 0°C and +80°C.
- Ball bearings are made in chrome steel. They are also available, upon request, in stainless steel. Max misalignment between shaft and housing: 2.5°.
- Grease nipple are made in nickel plated steel, but they can also be made in stainless steel on the stainless steel bearing.
- Spacers from nickel plated brass to reinforce fixing holes.
- Washer stainless steel.
- Clip-on safety cap in PP.
- Rotary shaft seal ring in NBR rubber.
- O-ring in NBR rubber.

Komponenten

- Gehäuse gefertigt aus verstärktem Polyamid. Dies gewährleistet eine gute Widerstandsfähigkeit gegenüber mechanischen Einflüssen und eine gute Korrosionsbeständigkeit gegenüber Wasser, Ölen, Benzin, Flüssigkeiten mit Alkohol und Chemikalien. Alle unsere Gehäuse-Lagereinheiten können in einem Temperaturbereich von 0°C bis +80°C eingesetzt werden.
- Die Lagereinsätze sind aus Chrom-Stahl, auf Anfrage auch in Edelstahl erhältlich. Alle Lager gleichen eine Fluchtungsfehler von bis zu 2,5° selbstständig aus.
- Die Schmiernippel sind aus vernickeltem Stahl (aus Edelstahl wenn die Ausführung mit Edelstahl Einsatz gefragt ist).
- Alle Distanzstücke sind aus vernickeltem Messing und verstärken die Befestigungsbohrungen.
- Alle Unterlegscheiben aus Edelstahl.
- Schutzkappe aus PP
- Dichtringe aus NBR-Gummi
- O-Ringe aus NBR-Gummi



Inserto standard, con guarnizioni, versione aperta e chiusa

Standard insert, sealed, open and close version/Standard-Flanschlager, abgedichtet, offene und geschlossene Version

Chrome Steel	Part	Art-close	Part	Art-open	Series	d	I	A	C	D	L	M	B	E	F	G	H
	836	836 00	837	837 00	UCF 204	20	46	68,8	11	29	28,6	41,3	124,2	16,4	14	34,4	51,8
	836	836 01	837	837 01	UCF 205	25	46	68,8	11	34	28,6	41,3	124,2	17,8	14	37,3	51,8
	836	836 02	837	837 02	UCF 206	30	52,4	81,3	11	40,3	31,7	47,6	138,6	20	14	42	61

Inserto standard, con guarnizioni, versione aperta e chiusa

Standard insert, sealed, open and close version/Standard-Flanschlager, abgedichtet, offene und geschlossene Version

Stainless Steel	Part	Art-close	Part	Art-open	Series	d	I	A	C	D	L	M	B	E	F	G	H
	836	836 00 SS	837	837 00 SS	UCF 204	20	46	68,8	11	29	28,6	41,3	124,2	16,4	14	34,4	51,8
	836	836 01 SS	837	837 01 SS	UCF 205	25	46	68,8	11	34	28,6	41,3	124,2	17,8	14	37,3	51,8
	836	836 02 SS	837	837 02 SS	UCF 206	30	52,4	81,3	11	40,3	31,7	47,6	138,6	20	14	42	61

Inserto "Long life", con guarnizioni, versione aperta e chiusa

"Long life" insert, sealed, open and close version/"Long life"-Flanschlager, abgedichtet, offene und geschlossene Version

"Long life"	Part	Art-close	Part	Art-open	Series	d	I	A	C	D	L	M	B	E	F	G	H
	836	836 00 L	837	837 00 L	UCF 204	20	46	68,8	11	29	28,6	41,3	124,2	16,4	14	34,4	51,8
	836	836 01 L	837	837 01 L	UCF 205	25	46	68,8	11	34	28,6	41,3	124,2	17,8	14	37,3	51,8
	836	836 02 L	837	837 02 L	UCF 206	30	52,4	81,3	11	40,3	31,7	47,6	138,6	20	14	42	61

Inserto con ghiera eccentrica, guarnizioni, versione aperta e chiusa

Insert with locking collar, sealed, open and close version/Flanschlager mit Exzenter-Klemmring, abgedichtet, offene und geschlossene Version

Chrome Steel	Part	Art-close	Part	Art-open	Series	d	I	A	C	D	L	M	B	E	F	G	H
	838	838 00	839	839 00	UCF 204	20	46	68,8	11	33,3	28,6	41,3	124,2	16,4	14	40,3	51,8
	838	838 01	839	839 01	UCF 205	25	46	68,8	11	38,1	28,6	41,3	124,2	17,8	14	41,2	51,8
	838	838 02	839	839 02	UCF 206	30	52,4	81,3	11	44,5	31,7	47,6	138,6	20	14	47,7	61

UCFL-H/UCF-H

Cover in Stainless steel



Componenti

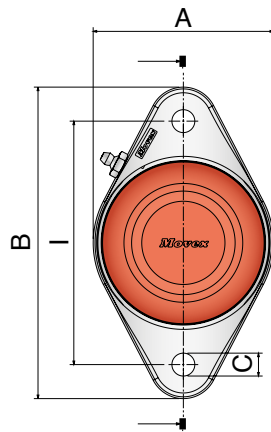
- Sede in poliammide rinforzato, con elevata resistenza meccanica e ottima resistenza contro agenti chimici corrosivi quali acqua, oli, benzina e liquidi contenenti alcool. Tutti i nostri cuscinetti possono essere utilizzati ad una temperatura compresa fra 0°C e +80°C.
- I cuscinetti sono realizzati in acciaio al cromo, disponibili anche, su richiesta, nella versione in acciaio inox. Il cuscinetto all'interno della flangia può essere regolato di 2,5°.
- L'ingrassatore viene realizzato in ferro nichelato, o in acciaio inox nella versione con il cuscinetto in acciaio inox.
- Distanziali realizzati in ottone nichelato per rinforzare il foro di fissaggio.
- Rondella in acciaio inox.
- Coperchio di sicurezza in PP.
- "Cover" in acciaio inox.

Components

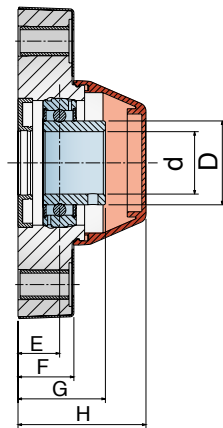
- Housing in reinforced polyamide, with higher load capacity and good resistance to corrosive chemicals such as water, oils, petrol and alcoholic beverages. All our bearings can be used at temperatures between 0°C and +80°C.
- Ball bearings are made in chrome steel. They are also available, upon request, in stainless steel. Max misalignment between shaft and housing: 2.5°.
- Grease nipple are made in nickel plated steel, but they can also be made in stainless steel on the stainless steel bearing.
- Spacers from nickel plated brass to reinforce fixing holes.
- Washer stainless steel.
- "Cover" in stainless steel

Komponenten

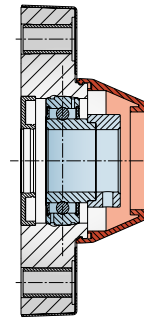
- Gehäuse gefertigt aus verstärktem Polyamid. Dies gewährleistet eine gute Widerstandsfähigkeit gegenüber mechanischen Einflüssen und eine gute Korrosionsbeständigkeit gegenüber Wasser, Ölen, Benzin, Flüssigkeiten mit Alkohol und Chemikalien. Alle unsere Gehäuse-Lagereinheiten können in einem Temperaturbereich von 0°C bis +80°C eingesetzt werden.
- Die Lagereinsätze sind aus Chrom-Stahl, auf Anfrage auch in Edelstahl erhältlich. Alle Lager gleichen eine Fluchtungsfehler von bis zu 2,5° selbstständig aus.
- Die Schmiernippel sind aus vernickeltem Stahl (aus Edelstahl wenn die Ausführung mit Edelstahl Einsatz gefragt ist).
- Alle Distanzstücke sind aus vernickeltem Messing und verstärkten die Befestigungsbohrungen.
- Alle Unterlegscheiben aus Edelstahl.
- Gehäuseabdeckung aus Edelstahl.



Standard



Ghiera eccentrica
Locking collar
Exzenter-Klemmring



Solid Housing

Inserto standard, con guarnizioni, versione aperta e chiusa / Standard insert, sealed, open and close version / Standard-Flanschlager, abgedichtet, offene und geschlossene Version

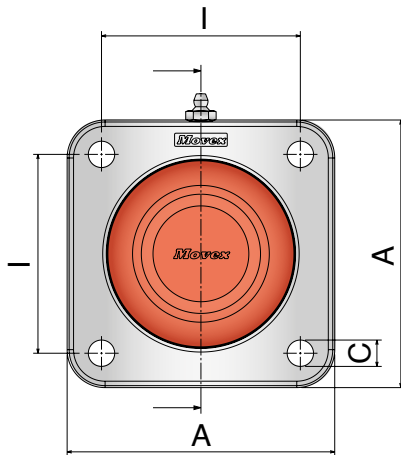
Chrome Steel	Part	Art-close	Part	Art-open	Series	d	I	A	B	C	D	E	F	G	H
	824	824 12 H	825	825 12 H	UCFL-H 206	30	117	86,7	149,7	11	40,3	20	26,85	42	61,5
	824	824 04 H	825	825 04 H	UCFL-H 208/117	40	117	94,7	149,7	11	53	19	26,85	44	67

Inserto "long life", con guarnizioni, versione aperta e chiusa / "Long life" insert, sealed, open and close version / "Long Life"-Flanschlager, abgedichtet, offene und geschlossene Version

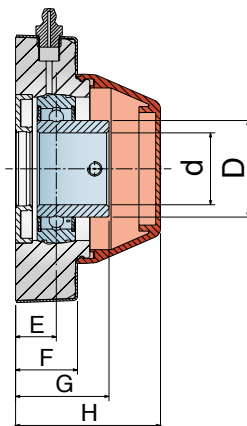
"Long life"	Part	Art-close	Part	Art-open	Series	d	I	A	B	C	D	E	F	G	H
	824	824 12 LH	825	825 12 LH	UCFL-H 206	30	117	86,7	149,7	11	40,3	20	26,85	42	61,5
	824	824 04 LH	825	825 04 LH	UCFL-H 208/117	40	117	94,7	149,7	11	53	19	26,85	44	67

Inserto con ghiera eccentrica, guarnizioni, versione aperta e chiusa / Insert with locking collar, sealed, open and close version / Flanschlager mit Exzenter-Klemmring, abgedichtet, offene und geschlossene Version

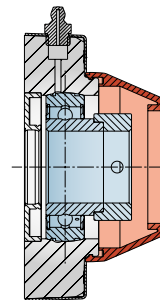
Chrome Steel	Part	Art-close	Part	Art-open	Series	d	I	A	B	C	D	E	F	G	H
	826	826 12 H	827	827 12 H	UCFL-H 206	30	117	86,7	149,7	11	44,5	20	26,85	47,7	61,5
	826	826 04 H	827	827 04 H	UCFL-H 208/117	40	117	94,7	149,7	11	60,3	19	26,85	54	67



Standard



Ghiera eccentrica
Locking collar
Exzenter-Klemmring



Solid Housing

Inserto standard, con guarnizioni, versione aperta e chiusa / Standard insert, sealed, open and close version / Standard-Flanschlager, abgedichtet, offene und geschlossene Version

Chrome Steel	Part	Art-close	Part	Art-open	Series	d	I	A	C	D	E	F	G	H
	830	830 02 H	831	831 02 H	UCFL-H 206	30	83	111,7	11	40,3	17	25	39	60,5
	830	830 04 H	831	831 04 H	UCFL-H 208/83	40	83	111,7	11	53	19,5	25	44,5	65,5

Inserto "long life", con guarnizioni, versione aperta e chiusa / "Long life" insert, sealed, open and close version / "Long Life"-Flanschlager, abgedichtet, offene und geschlossene Version

"Long life"	Part	Art-close	Part	Art-open	Series	d	I	A	C	D	E	F	G	H
	830	830 02 LH	831	831 02 LH	UCFL-H 206	30	83	111,7	11	40,3	17	25	39	60,5
	830	830 04 LH	831	831 04 LH	UCFL-H 208/83	40	83	111,7	11	53	19,5	25	44,5	65,5

Inserto con ghiera eccentrica, guarnizioni, versione aperta e chiusa / Insert with locking collar, sealed, open and close version / Flanschlager mit Exzenter-Klemmring, abgedichtet, offene und geschlossene Version

Chrome Steel	Part	Art-close	Part	Art-open	Series	d	I	A	C	D	E	F	G	H
	832	832 02 H	833	833 02 H	UCFL-H 206	30	83	111,7	11	44,5	17	25	47,7	60,5
	832	832 04 H	833	833 04 H	UCFL-H 208/83	40	83	111,7	11	60,3	19,5	25	54,2	65,5

CL/CS**External housing in Stainless steel****Componenti**

• Sede in poliammide rinforzato, con elevata resistenza meccanica e ottima resistenza contro agenti chimici corrosivi quali acqua, oli, benzina e liquidi contenenti alcool. Tutti i nostri cuscinetti possono essere utilizzati ad una temperatura compresa fra 0°C e +80°C.

• I cuscinetti sono realizzati in acciaio al cromo, disponibili anche, su richiesta, nella versione in acciaio inox.

Il cuscinetto all'interno della flangia può essere regolato di 2,5°.

• L'ingrassatore viene realizzato in ferro nichelato, o in acciaio inox nella versione con il cuscinetto in acciaio inox.

• Distanziali realizzati in ottone nichelato per rinforzare il foro di fissaggio.

• Rondella in acciaio inox.

• Coperchio di sicurezza in PP.

• **"Cover"** in acciaio inox.

Components

• *Housing in reinforced polyamide, with higher load capacity and good resistance to corrosive chemicals such as water, oils, petrol and alcoholic beverages.*

All our bearings can be used at temperatures between 0°C and +80°C.

• *Ball bearings are made in chrome steel. They are also available, upon request, in stainless steel. Max misalignment between shaft and housing: 2.5°.*

• *Grease nipple are made in nickel plated steel, but they can also be made in stainless steel on the stainless steel bearing.*

• *Spacers from nickel plated brass to reinforce fixing holes.*

• *Washer stainless steel.*

• **"Cover"** in stainless steel

Komponenten

• Gehäuse gefertigt aus verstärktem Polyamid. Dies gewährleistet eine gute Widerstandsfähigkeit gegenüber mechanischen Einflüssen und eine gute Korrosionsbeständigkeit gegenüber Wasser, Ölen, Benzin, Flüssigkeiten mit Alkohol und Chemikalien. Alle unsere Gehäuse-Lagereinheiten können in einem Temperaturbereich von 0°C bis +80°C eingesetzt werden.

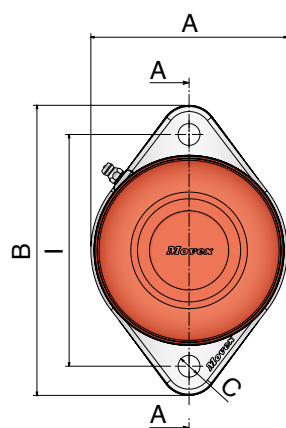
• Die Lagereinsätze sind aus Chrom-Stahl, auf Anfrage auch in Edelstahl erhältlich. Alle Lager gleichen eine Fluchtungsfehler von bis zu 2,5° selbstständig aus.

• Die Schmiernippel sind aus vernickeltem Stahl (aus Edelstahl wenn die Ausführung mit Edelstahl Einsatz gefragt ist).

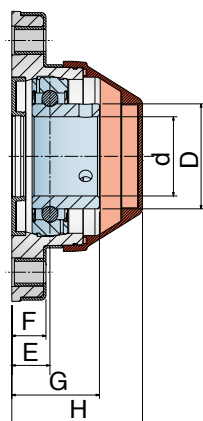
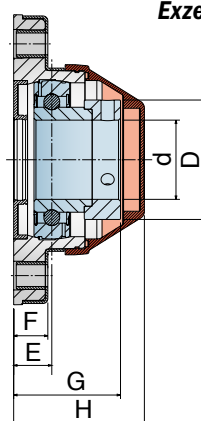
• Alle Distanzstücke sind aus vernickeltem Messing und verstärkten die Befestigungsbohrungen.

• Alle Unterlegscheiben aus Edelstahl.

• **"Cover"** aus Edelstahl.



Standard

Ghiera eccentrica
Locking collar
Exzenter-Klemmring

Solid Housing

Inserto standard, con guarnizioni, versione aperta e chiusa / Standard insert, sealed, open and close version / Standard-Flanschlager, abgedichtet, offene und geschlossene Version

Chrome Steel	Part	Art-close	Part	Art-open	Series	d	l	A	B	C	D	E	F	G	H
	845	845 04	846	846 04	CL 208	40	117	99	146,5	11	53	18,5	16,5	43	66

Inserto standard, con guarnizioni, versione aperta e chiusa / Standard insert, sealed, open and close version / Standard-Flanschlager, abgedichtet, offene und geschlossene Version

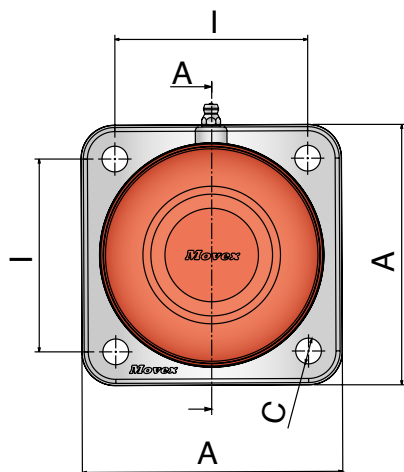
Stainless Steel	Part	Art-close	Part	Art-open	Series	d	l	A	B	C	D	E	F	G	H
	845	845 04 SS	846	846 04 SS	CL 208	40	117	99	146,5	11	53	18,5	16,5	43	66

Inserto "long life", con guarnizioni, versione aperta e chiusa / "Long life" insert, sealed, open and close version / "Long Life"-Flanschlager, abgedichtet, offene und geschlossene Version

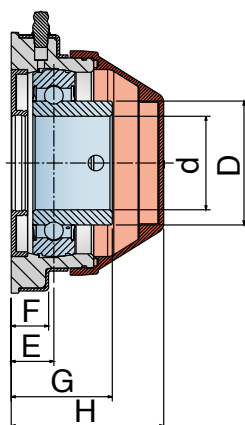
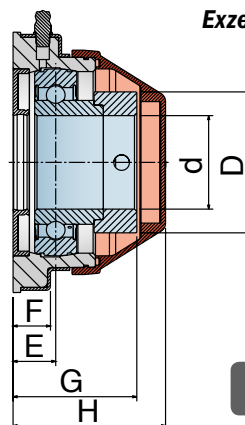
"Long life"	Part	Art-close	Part	Art-open	Series	d	l	A	B	C	D	E	F	G	H
	845	845 04 L	846	846 04 L	CL 208	40	117	99	146,5	11	53	18,5	16,5	43	66

Inserto con ghiera eccentrica, guarnizioni, versione aperta e chiusa / Insert with locking collar, sealed, open and close version / Flanschlager mit Exzenter-Klemmring, abgedichtet, offene und geschlossene Version

Chrome Steel	Part	Art-close	Part	Art-open	Series	d	l	A	B	C	D	E	F	G	H
	847	847 04	848	848 04	CL 208	40	117	99	146,5	11	60,3	18,5	16,5	43	66



Standard

Ghiera eccentrica
Locking collar
Exzenter-Klemmring

Solid Housing

Inserto standard, con guarnizioni, versione aperta e chiusa / Standard insert, sealed, open and close version / Standard-Flanschlager, abgedichtet, offene und geschlossene Version

Chrome Steel	Part	Art-close	Part	Art-open	Series	d	l	A	C	D	E	F	G	H
	849	849 04	850	850 04	CS 208	40	82,5	111	11	53	18,5	16,5	43	66

Inserto standard, con guarnizioni, versione aperta e chiusa / Standard insert, sealed, open and close version / Standard-Flanschlager, abgedichtet, offene und geschlossene Version

Stainless Steel	Part	Art-close	Part	Art-open	Series	d	l	A	C	D	E	F	G	H
	849	849 04 SS	850	850 04 SS	CS 208	40	82,5	111	11	53	18,5	16,5	43	66

Inserto "long life", con guarnizioni, versione aperta e chiusa / "Long life" insert, sealed, open and close version / "Long Life"-Flanschlager, abgedichtet, offene und geschlossene Version

"Long life"	Part	Art-close	Part	Art-open	Series	d	l	A	C	D	E	F	G	H
	849	849 04 L	850	850 04 L	CS 208	40	82,5	111	11	53	18,5	16,5	43	66

Inserto con ghiera eccentrica, guarnizioni, versione aperta e chiusa / Insert with locking collar, sealed, open and close version / Flanschlager mit Exzenter-Klemmring, abgedichtet, offene und geschlossene Version

Chrome Steel	Part	Art-close	Part	Art-open	Series	d	l	A	C	D	E	F	G	H
	851	851 04	852	852 04	CS 208	40	82,5	111	11	60,3	18,5	16,5	53	66

FL/F/FB



Cuscinetti - bianchi -

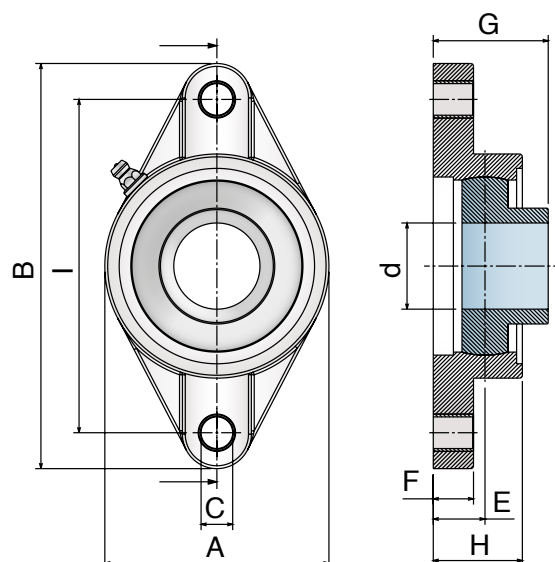
- Sede in Poliammide Bianco.
- I cuscinetti sono realizzati in Acciaio Inox, è possibile regolarli di 2.5° all'interno della flangia.
- L'ingrassatore viene realizzato in Acciaio Inox.
- Distanziali realizzati in Acciaio Inox.
- Rondella per ingrassatore realizzata in Polietilene.

Bearing units - White -

- Housing in reinforced Polyamide, white
- Ball bearings are made in stainless steel, they allow a misalignment between shaft and housing of max. 2.5°.
- Grease nipple made in stainless steel.
- Spacers in stainless steel to reinforce fixing holes.
- Washer for grease nipple in PE.

Flanschlager - Weiss -

- Lagergehäuse gefertigt aus verstärktem Polyamid, weiß.
- Lagereinsatz aus Edelstahl, alle Lager gleichen einen Fluchtungsfehler von bis zu 2,5° selbständig aus.
- Schmiernippel aus Edelstahl.
- Distanzstücke aus Edelstahl und verstärken die Befestigungsbohrungen.
- Unterlegscheibe für Schmiernippel aus Edelstahl.



FL Inserto standard Standard insert / Standard-Flanschlager

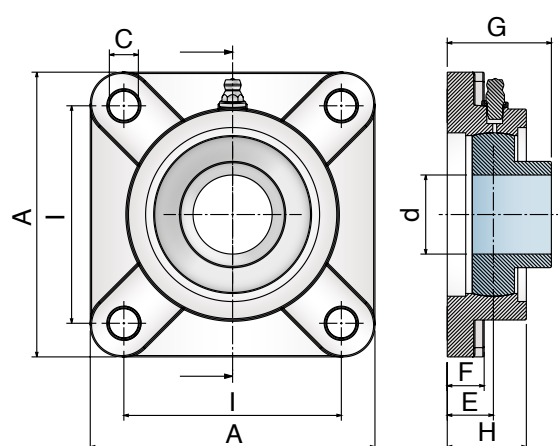
Part	Article-Nr.	Series	d	I	A	B	C	E	F	G	H
813	813 00	FL 204	20	90	64	113	11	15,4	11,4	33,7	26,5
813	813 01	FL 205	25	99	70	131	11	17	13,5	36,7	29,1
813	813 02	FL 206	30	117	80	148	11	19	13,3	41,2	30,5
813	813 03	FL 207	35	130	90	164	13	18	16,1	43,4	32,8
813	813 04	FL 208	40	144	100	176	14	21,5	20	51,7	37,5



Safety Cap

Series	Article-Nr.
FL 204	898 01
FL 205	898 02
FL 206	898 03
FL 207	898 04
FL 208	898 05

**Stainless steel
Insert**



F Inserto standard Standard insert / Standard-Flanschlager

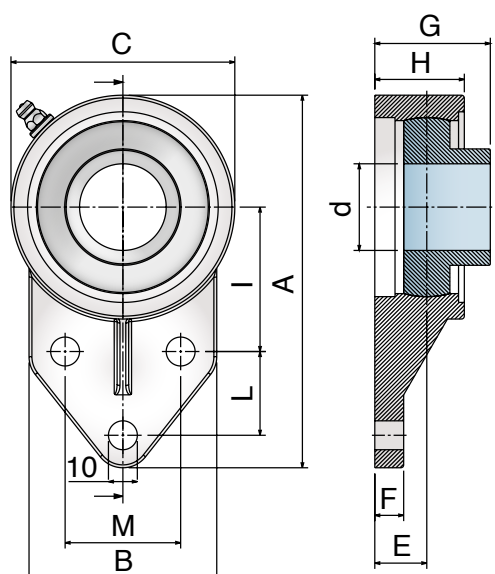
Part	Article-Nr.	Series	d	I	A	C	E	F	G	H
814	814 00	F 204	20	63,5	86	11	18	13,4	36,3	27,8
814	814 01	F 205	25	70	95	11	17	14	36,7	28,0
814	814 02	F 206	30	83	107	11	19,2	14,3	41,4	31,5
814	814 03	F 207	35	92	118	13	21,5	15,5	46,9	34,8
814	814 04	F 208	40	102	130	14	23	17	53,2	37,5



Safety Cap

Series	Article-Nr.
FL 204	898 01
FL 205	898 02
FL 206	898 03
FL 207	898 04
FL 208	898 05

**Stainless steel
Insert**



FB Inserto standard Standard insert / Standard-Flanschlager

Stainless Steel

Part	Art.-Nr.	Series	d	A	I	L	M	B	C	E	F	G	H
815	815 00	FB 204	20	108,5	42,9	22,2	38,1	62	11,4	15,4	12	33,7	26,2
815	815 01	FB 205	25	120,6	46	28,6	41,3	68,5	13,5	21	12	40,7	33,5
815	815 02	FB 206	30	140	52,4	31,8	47,6	83	13,3	19	14	41,2	31,5
815	815 03	FB 207	35	157	60,3	31,8	50,8	95	16,1	21,4	16	46,8	36,5
815	815 04	FB 208	40	164	60,3	41,3	50	100	20	22	18	47,5	35,7

FB Inserto standard Standard insert / Standard-Flanschlager

Chrome Steel

Part	Art.-Nr.	Series	d	A	I	L	M	B	C	E	F	G	H
816	816 00	FB 204	20	108,5	42,9	22,2	38,1	62	11,4	15,4	12	33,7	26,2
816	816 01	FB 205	25	120,6	46	28,6	41,3	68,5	13,5	21	12	40,7	33,5
816	816 02	FB 206	30	140	52,4	31,8	47,6	83	13,3	19	14	41,2	31,5
816	816 03	FB 207	35	157	60,3	31,8	50,8	95	16,1	21,4	16	46,8	36,5
816	816 04	FB 208	40	164	60,3	41,3	50	100	20	22	18	47,5	35,7




Safety Cap

Series	Article-Nr.
FL 204	898 01
FL 205	898 02
FL 206	898 03
FL 207	898 04
FL 208	898 05

**Stainless steel
Insert**

SUCF/SUCFL/SUCFK



Cuscinetti Acciaio Inox

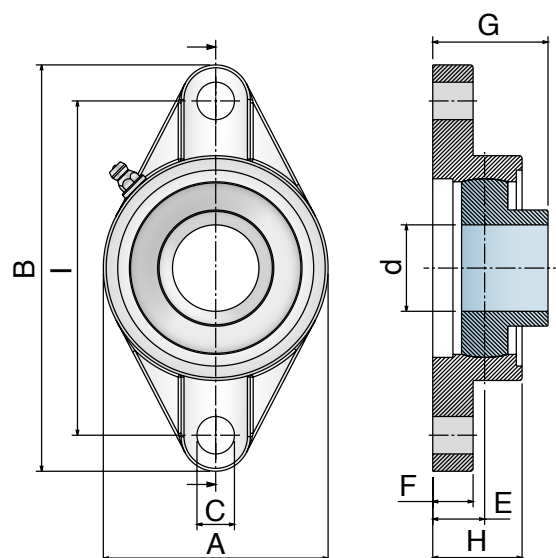
- Sede in Acciaio Inox, ottimale per l'utilizzo nei processi alimentari e farmaceutici.
- I cuscinetti sono realizzati in Acciaio inox, è possibile regolarli di 2.5° all'interno della flangia.
- Ingrassatore realizzato in Acciaio inox.
- Rondella per ingrassatore realizzata in Polietilene.

Bearing units in Stainless steel

- Housing in stainless steel, best choice for processes in food or pharmaceutical industries.
- Ball bearings are made in stainless steel, they allow a misalignment between shaft and housing of max. 2.5°.
- Grease nipple made in stainless steel.
- Washer for grease nipple in PE.

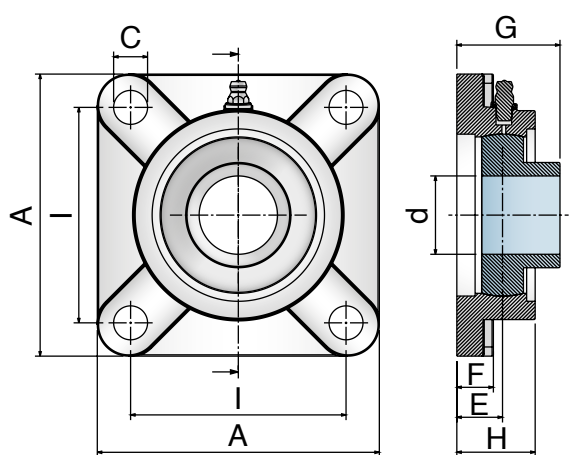
Flanschlager aus Edelstahl

- Lagergehäuse aus Edelstahl, optimal für den Einsatz in der Lebensmittel- oder Pharmaindustrie.
- Lagereinsatz aus Edelstahl, alle Lager gleichen einen Fluchtungsfehler von bis zu 2,5° selbständig aus.
- Schmiernippel aus Edelstahl.
- Unterlegscheibe für Schmiernippel aus PE.



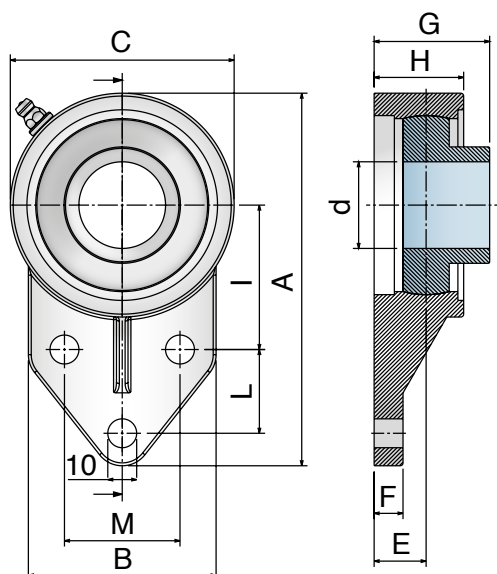
SUCFL Inserto standard Standard insert / Standard-Flanschlager

Part	Article-Nr.	Series	d	I	A	B	C	E	F	G	H
817	817 00	SUCFL 204	20	90	60	113	12	15	11	33,3	25,5
817	817 01	SUCFL 205	25	99	68	130	16	16	13	35,8	27
817	817 02	SUCFL 206	30	117	80	148	16	18	13	40,2	31
817	817 03	SUCFL 207	35	130	90	161	16	19	15	44,4	34
817	817 04	SUCFL 208	40	144	100	175	16	21	15	51,2	36




SUCF Inserto standard Standard insert / Standard-Flanschlager


Part	Article-Nr.	Series	d	I	A	C	E	F	G	H
819	819 00	SUCF 204	20	64	86	12	15	12	33,3	25,5
819	819 01	SUCF 205	25	70	95	12	16	14	35,8	27
819	819 02	SUCF 206	30	83	108	12	18	14	40,2	31
819	819 03	SUCF 207	35	92	117	14	19	15	44,4	34
819	819 04	SUCF 208	40	102	130	16	21	15	51,2	36



SUCFK Inserto standard Standard insert / Standard-Flanschlager

Part	Art.-Nr.	Series	d	A	I	L	M	B	C	E	F	G	H
821	821 00	SUCFK 204	20	110	42	27	32	52	62	15	13	33,3	25,5
821	821 01	SUCFK 205	25	116	45	27	34	56	68	16	13	35,8	27
821	821 02	SUCFK 206	30	130	50	29	40	65	78	18	13	40,2	31
821	821 03	SUCFK 207	35	144	55	32	46	70	90	19	15	44,4	34
821	821 04	SUCFK 208	40	164	60	41	50	78	100	21	16	51,2	36





Ø40-Ø50-Ø60



Pag 390

Ø80-Ø100



Pag 392

Ø80-Ø100-Ø120



Pag 394

Ø110



Pag 396

Ø123



Pag 398

Ø123



Pag 400

Ø50-Ø65-Ø75-Ø100
Ø125-Ø150-Ø180



Pag 402

Ø75-Ø100



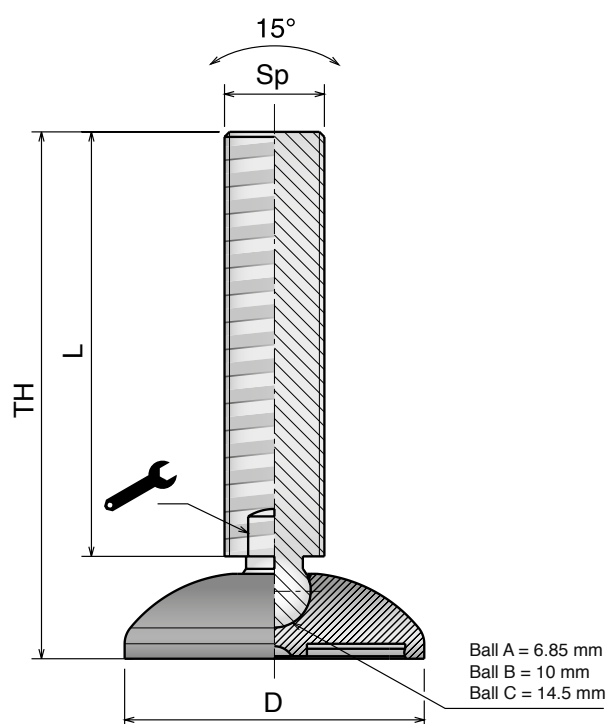
Pag 406

Ø123



Pag 408

901-909 Basic



Accessori / Accessories / Zubehör



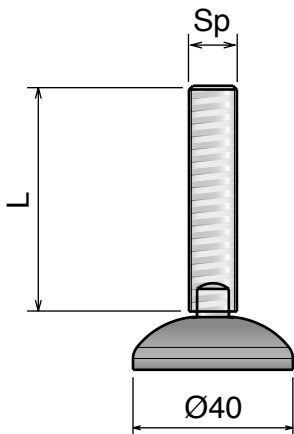
Gomma anti-scivolo Anti-slip pad / Gummiplatte

Part	Article-Nr.	For base
996	996 01	Ø40
996	996 02	Ø50
996	996 03	Ø60



Dadi acciaio inox Stainless steel nuts / Mutter Edelstahl

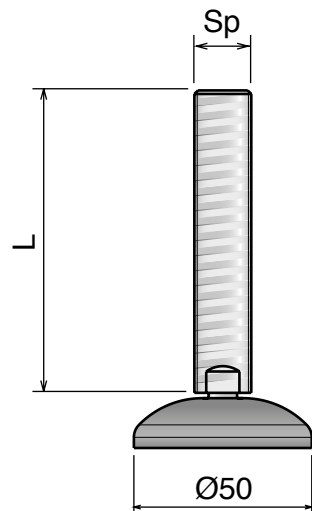
Part	Article-Nr.	Spindle
998	998 01	M10
998	998 02	M12
998	998 04	M16
998	998 05	M20



Piede diam. 40 mm

Leveller diam. 40 mm / Gelenkfuss Diam. 40 mm

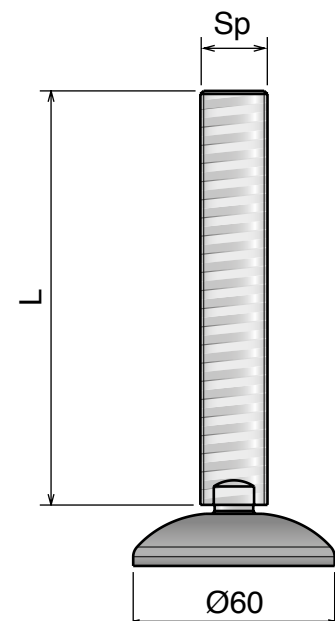
Part	SS	FeZn	Sp	TH	L	Ball		N
901	901 01	901 01 Z	M10	50	35	A	7	-
901	901 02	901 02 Z		100	85	A	7	-
901	901 03	901 03 Z		150	135	A	7	-
902	902 01	902 01 Z	M12	75	60	B	9	-
902	902 02	902 02 Z		100	85	B	9	-
902	902 03	902 03 Z		150	135	B	9	-
903	903 01	903 01 Z	M16	75	60	B	13	-
903	903 02	903 02 Z		100	85	B	13	-
903	903 03	903 03 Z		150	135	B	13	-
903	903 01 H	903 01 ZH		75	60	B	-	16
903	903 02 H	903 02 ZH		100	85	B	-	16
903	903 03 H	903 03 ZH		150	135	B	-	16



Piede diam. 50 mm

Leveller diam. 50 mm / Gelenkfuss Diam. 50 mm

Part	SS	FeZn	Sp	TH	L	Ball		N
904	904 01	904 01 Z	M10	50	35	A	7	-
904	904 02	904 02 Z		100	85	A	7	-
904	904 03	904 03 Z		150	135	A	7	-
905	905 01	905 01 Z	M12	75	60	B	9	-
905	905 02	905 02 Z		100	85	B	9	-
905	905 03	905 03 Z		150	135	B	9	-
906	906 01	906 01 Z	M16	75	60	B	13	-
906	906 02	906 02 Z		100	85	B	13	-
906	906 03	906 03 Z		150	135	B	13	-
906	906 01 H	906 01 ZH		75	60	B	-	16
906	906 02 H	906 02 ZH		100	85	B	-	16
906	906 03 H	906 03 ZH		150	135	B	-	16

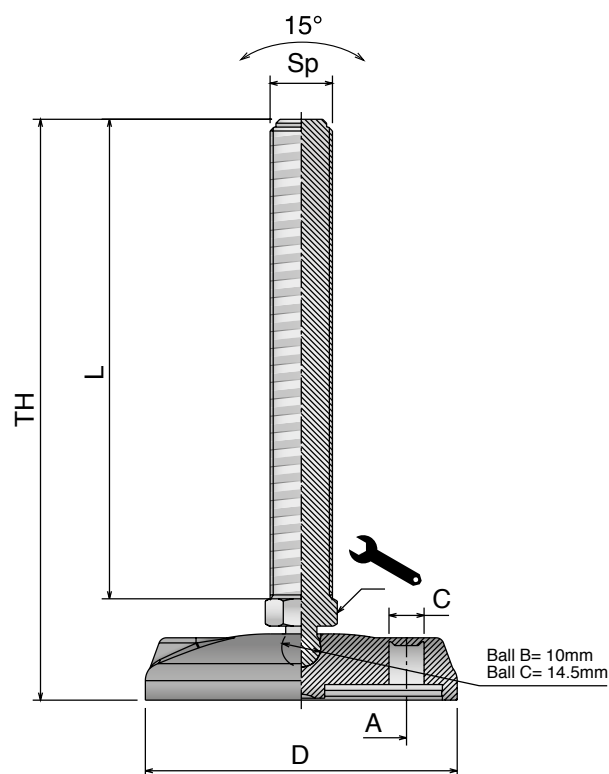


Piede diam. 60 mm

Leveller diam. 60 mm / Gelenkfuss Diam. 60 mm

Part	SS	FeZn	Sp	TH	L	Ball		N
907	907 01	907 01 Z	M12	80	60	B	9	-
907	907 02	907 02 Z		105	85	B	9	-
907	907 03	907 03 Z		155	135	B	9	-
908	908 01	908 01 Z	M16	105	85	B	13	-
908	908 02	908 02 Z		155	135	B	13	-
908	908 03	908 03 Z		205	185	B	13	-
908	908 01 H	908 01 ZH		105	85	B	-	16
908	908 02 H	908 02 ZH		155	135	B	-	16
908	908 03 H	908 03 ZH		205	185	B	-	16
909	909 01	909 01 Z	M20	105	85	C	16	-
909	909 02	909 02 Z		155	135	C	16	-
909	909 03	909 03 Z		205	185	C	16	-
909	909 01 H	909 01 ZH		105	85	C	-	20
909	909 02 H	909 02 ZH		155	135	C	-	20
909	909 03 H	909 03 ZH		205	185	C	-	20

953-957 Basic



Accessori / Accessories / Zubehör



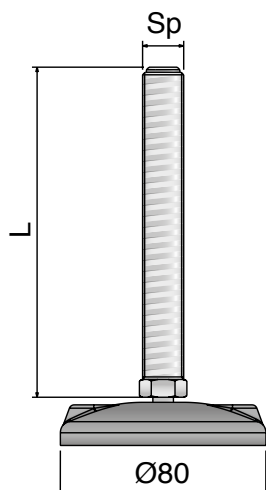
Gomma anti-scivolo Anti-slip pad / Gummiplatte

Part	Article-Nr.	For base
996	996 04	Ø80
996	996 05	Ø100



Dadi acciaio inox Stainless steel nuts / Mutter Edelstahl

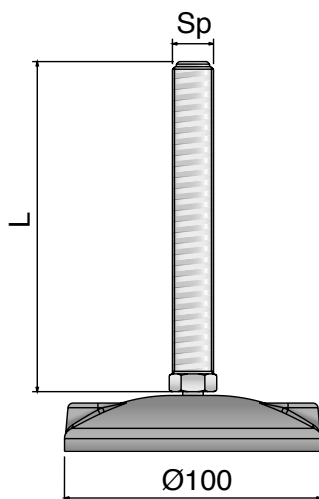
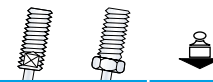
Part	Article-Nr.	Spindle
998	998 02	M12
998	998 04	M16
998	998 05	M20



Piede diam. 80 mm

Leveller diam. 80 mm / Gelenkfuss Diam. 80 mm

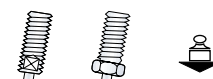
Part	SS	FeZn	Sp	TH	L	Ball		N
953	953 01	953 01 Z	M12	80	60	B	9	-
953	953 02	953 02 Z		105	85	B	9	-
953	953 03	953 03 Z		155	135	B	9	-
954	954 01	954 01 Z	M16	105	85	B	13	-
954	954 02	954 02 Z		155	135	B	13	-
954	954 03	954 03 Z		205	185	B	13	-
954	954 01 H	954 01 ZH		105	85	B	-	16
954	954 02 H	954 02 ZH		155	135	B	-	16
954	954 03 H	954 03 ZH		205	185	B	-	16
955	955 01	955 01 Z	M20	105	85	C	16	-
955	955 02	955 02 Z		155	135	C	16	-
955	955 03	955 03 Z		205	185	C	16	-
955	955 01 H	955 01 ZH		105	85	C	-	20
955	955 02 H	955 02 ZH		155	135	C	-	20
955	955 03 H	955 03 ZH		205	185	C	-	20



Piede diam. 100 mm

Leveller diam. 100 mm / Gelenkfuss Diam. 100 mm

Part	SS	FeZn	Sp	TH	L	Ball		N
956	956 01	956 01 Z	M16	108	85	B	13	-
956	956 02	956 02 Z		158	135	B	13	-
956	956 03	956 03 Z		208	185	B	13	-
956	956 01 H	956 01 ZH	M16	108	85	B	-	16
956	956 02 H	956 02 ZH		158	135	B	-	16
956	956 03 H	956 03 ZH		208	185	B	-	16
957	957 01	957 01 Z	M20	108	85	C	16	-
957	957 02	957 02 Z		158	135	C	16	-
957	957 03	957 03 Z		208	185	C	16	-
957	957 01 H	957 01 ZH		108	85	C	-	20
957	957 02 H	957 02 ZH		158	135	C	-	20
957	957 03 H	957 03 ZH		208	185	C	-	20




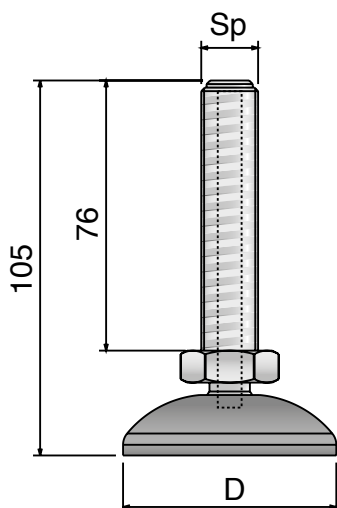
Piede diam. 60-80-100 mm

Leveller diam. 60-80-100 mm

Gelenkfuss Diam. 60-80-100 mm

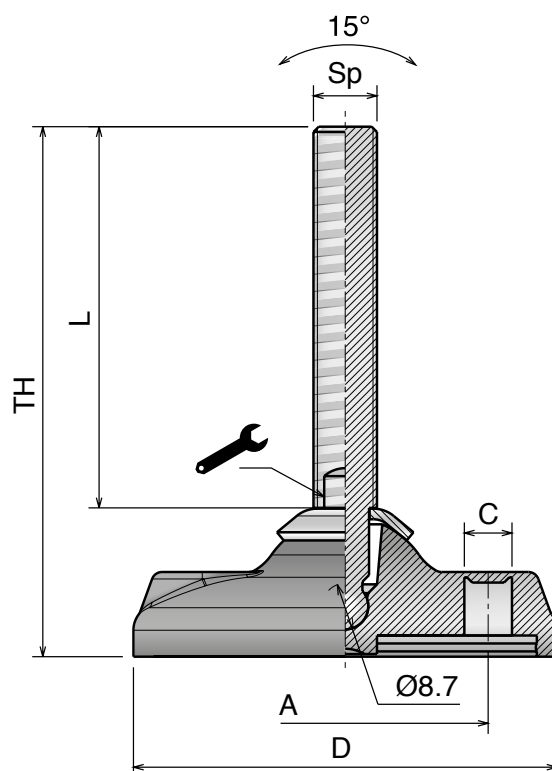
Part	Article-Nr.	Sp	D	Ball		N
908	908 10 PH	M16	60	C	24	12.000
954	954 10 PH		80	C	24	
957	957 10 PH		100	C	24	

Base and spindle: Poliammide / Polyamide / Polyamid



Steel Insert

910-918 Standard



Accessori / Accessories / Zubehör



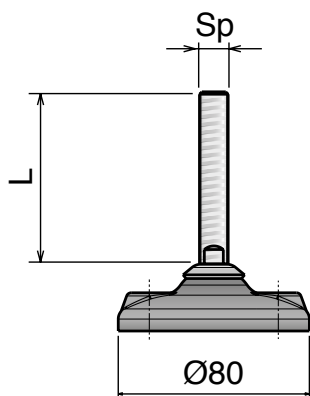
Gomma anti-scivolo Anti-slip pad / Gummiplatte

Part	Article-Nr.	For base
996	996 04	Ø80
996	996 05	Ø100
996	996 06	Ø120




Dadi acciaio inox Stainless steel nuts / Mutter Edelstahl

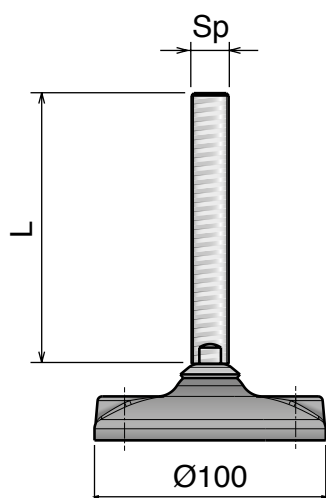
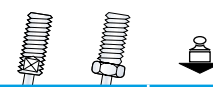
Part	Article-Nr.	Spindle
998	998 02	M12
998	998 04	M16
998	998 05	M20
998	998 06	M24



Piede diam. 80 mm


Leveller diam. 80 mm / Gelenkfuss Diam. 80 mm

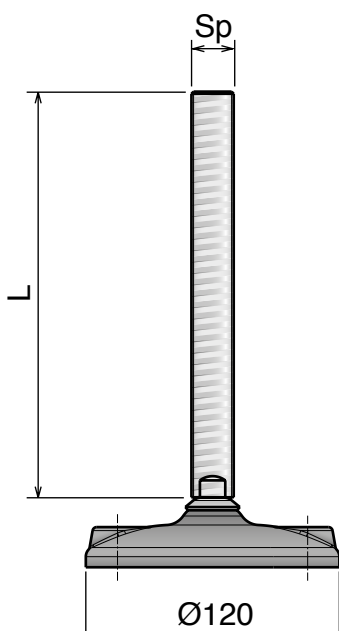
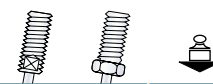
Part	SS	FeZn	Sp	TH	L	A	C		N	
910	910 01	910 01 Z	M12	100	72	54	9	9	-	12.000
910	910 02	910 02 Z		150	122	54	9	9	-	
910	910 03	910 03 Z		200	172	54	9	9	-	
911	911 01	911 01 Z	M16	95	67	54	9	13	-	15.000
911	911 02	911 02 Z		145	117	54	9	13	-	
911	911 03	911 03 Z		195	167	54	9	13	-	
911	911 01 H	911 01 ZH		95	67	54	9	-	16	
911	911 02 H	911 02 ZH		145	117	54	9	-	16	
911	911 03 H	911 03 ZH		195	167	54	9	-	16	
912	912 01	912 01 Z	M20	120	92	54	9	16	-	16.000
912	912 02	912 02 Z		170	142	54	9	16	-	
912	912 03	912 03 Z		220	192	54	9	16	-	
912	912 01 H	912 01 ZH		120	92	54	9	-	20	
912	912 02 H	912 02 ZH		170	142	54	9	-	20	
912	912 03 H	912 03 ZH		220	192	54	9	-	20	



Piede diam. 100 mm


Leveller diam. 100 mm / Gelenkfuss Diam. 100 mm

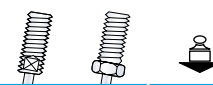
Part	SS	FeZn	Sp	TH	L	A	C		N	
913	913 01	913 01 Z	M16	100	67	74	13	13	-	15.000
913	913 02	913 02 Z		150	117	74	13	13	-	
913	913 03	913 03 Z		200	167	74	13	13	-	
913	913 01 H	913 01 ZH		100	67	74	13	-	16	
913	913 02 H	913 02 ZH		150	117	74	13	-	16	
913	913 03 H	913 03 ZH		200	167	74	13	-	16	
914	914 01	914 01 Z	M20	125	92	74	13	16	-	16.000
914	914 02	914 02 Z		175	142	74	13	16	-	
914	914 03	914 03 Z		225	192	74	13	16	-	
914	914 01 H	914 01 ZH		125	92	74	13	-	20	
914	914 02 H	914 02 ZH		175	142	74	13	-	20	
914	914 03 H	914 03 ZH		225	192	74	13	-	20	
915	915 01	915 01 Z	M24	125	92	74	13	19	-	18.000
915	915 02	915 02 Z		175	142	74	13	19	-	
915	915 03	915 03 Z		225	192	74	13	19	-	



Piede diam. 120 mm

Leveller diam. 120 mm / Gelenkfuss Diam. 120 mm

Part	SS	FeZn	Sp	TH	L	A	C		N	
916	916 01	916 01 Z	M16	100	67	90	13	13	-	15.000
916	916 02	916 02 Z		150	117	90	13	13	-	
916	916 03	916 03 Z		200	167	90	13	13	-	
916	916 01 H	916 01 ZH		100	67	90	13	-	16	
916	916 02 H	916 02 ZH		150	117	90	13	-	16	
916	916 03 H	916 03 ZH		200	167	90	13	-	16	
917	917 01	917 01 Z	M20	125	92	90	13	16	-	16.000
917	917 02	917 02 Z		175	142	90	13	16	-	
917	917 03	917 03 Z		225	192	90	13	16	-	
917	917 01 H	917 01 ZH		125	92	90	13	-	20	
917	917 02 H	917 02 ZH		175	142	90	13	-	20	
917	917 03 H	917 03 ZH		225	192	90	13	-	20	
918	918 01	918 01 Z	M24	125	92	90	13	19	-	18.000
918	918 02	918 02 Z		175	142	90	13	19	-	
918	918 03	918 03 Z		225	192	90	13	19	-	



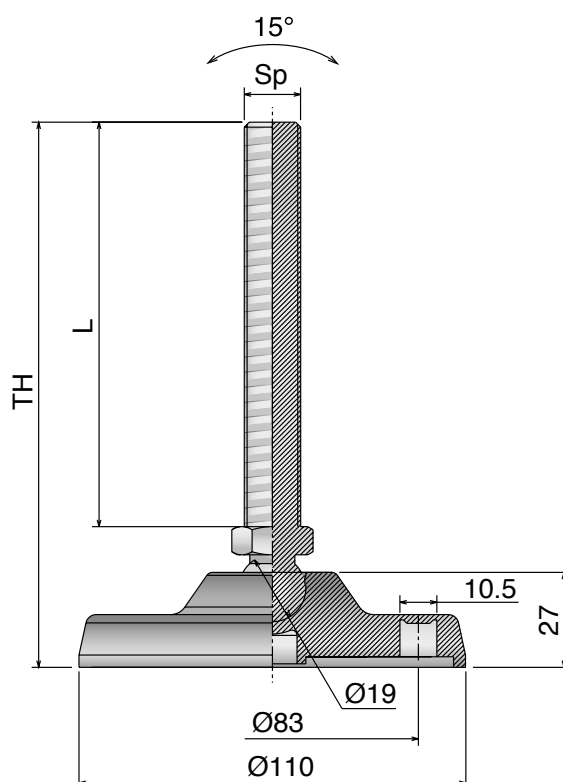
943-947 Ø110

Piedi / Leveling pads / Gelenkfüsse

Materiale / Material / Materialien:

Basi: Poliammide Base / Plate: Polyamide / Fussplatte: Polyamid
Stelo: Acciaio inox o Ferro zincato / Spindle: Stainless steel or Zinc plated steel / Spindel: Edelstahl oder Stahl Verzinkt

943-947 Ø110



Accessori / Accessories / Zubehör



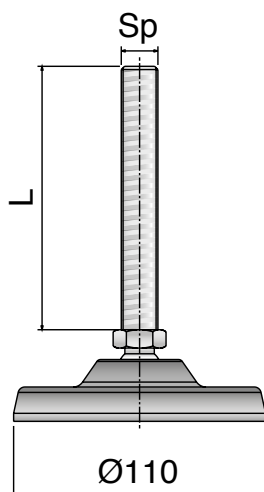
Gomma anti-scivolo
Anti-slip pad / Gummiplatte

Part	Article-Nr.	For base
996	996 07	Ø110



Dadi acciaio inox
Stainless steel nuts / Mutter Edelstahl

Part	Article-Nr.	Spindle
998	998 04	M16
998	998 05	M20
998	998 06	M24



Piede diam. 110 mm

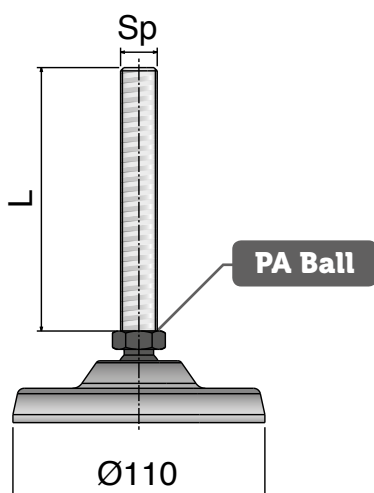
Leveller diam. 110 mm / Gelenkfuss Diam. 110 mm

Without antislip rubber

Part	SS	FeZn	Sp	TH	L		N
943	943 01 H	943 01 ZH	M16	155	115	20	15.000
943	943 02 H	943 02 ZH		185	145	20	
943	943 03 H	943 03 ZH		235	195	20	
944	944 01 H	944 01 ZH	M20	155	115	20	15.000
944	944 02 H	944 02 ZH		185	145	20	
944	944 03 H	944 03 ZH		235	195	20	
945	945 01 H	945 01 ZH	M24	155	115	24	18.000
945	945 02 H	945 02 ZH		185	145	24	
945	945 03 H	945 03 ZH		235	195	24	

With antislip rubber

Part	SS	FeZn	Sp	TH	L		N
943	943 51 H	943 51 ZH	M16	155	115	20	15.000
943	943 52 H	943 52 ZH		185	145	20	
943	943 53 H	943 53 ZH		235	195	20	
944	944 51 H	944 51 ZH	M20	155	115	20	15.000
944	944 52 H	944 52 ZH		185	145	20	
944	944 53 H	944 53 ZH		235	195	20	
945	945 51 H	945 51 ZH	M24	155	115	24	18.000
945	945 52 H	945 52 ZH		185	145	24	
945	945 53 H	945 53 ZH		235	195	24	



Piede diam. 110 mm

Leveller diam. 110 mm / Gelenkfuss Diam. 110 mm

Without antislip rubber

Part	SS	FeZn	Sp	TH	L		N
946	946 01 H	946 01 ZH	M16	155	115	20	12.000
946	946 02 H	946 02 ZH		185	145	20	
946	946 03 H	946 03 ZH		235	195	20	
947	947 01 H	947 01 ZH	M20	155	115	20	12.000
947	947 02 H	947 02 ZH		185	145	20	
947	947 03 H	947 03 ZH		235	195	20	

With antislip rubber

Part	SS	FeZn	Sp	TH	L		N
946	946 51 H	946 51 ZH	M16	155	115	20	12.000
946	946 52 H	946 52 ZH		185	145	20	
946	946 53 H	946 53 ZH		235	195	20	
947	947 51 H	947 51 ZH	M20	155	115	20	12.000
947	947 52 H	947 52 ZH		185	145	20	
947	947 53 H	947 53 ZH		235	195	20	

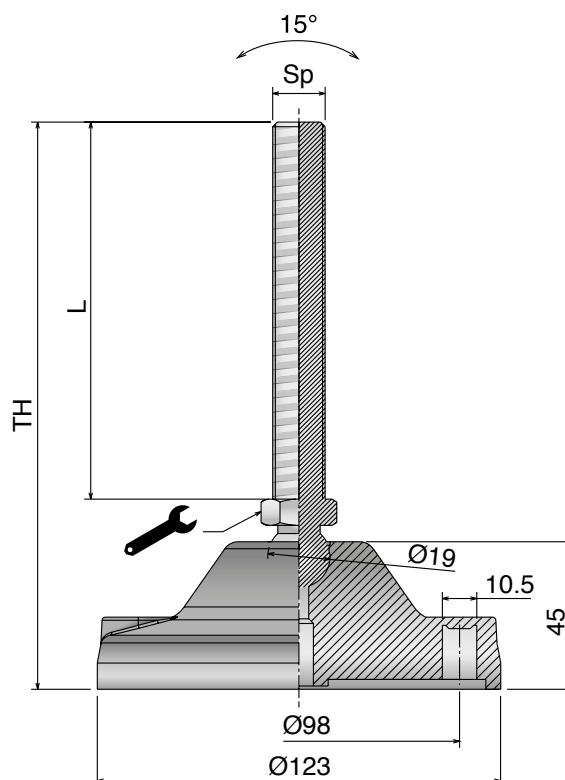
948-952 Ø123

Piedi / Leveling pads / Gelenkfüsse


Materiale / Material / Materialien:

Basi: Poliammide Base / Plate: Polyamide / Fussplatte: Polyamid
Stelo: Acciaio inox o Ferro zincato / Spindle: Stainless steel or Zinc plated steel / Spindel: Edelstahl oder Stahl Verzinkt

948-947 Ø123



Accessori / Accessories / Zubehör



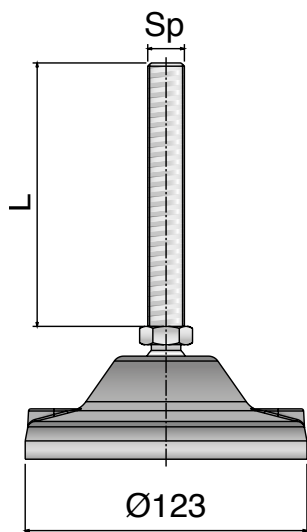
Gomma anti-scivolo
Anti-slip pad / Gummiplatte

Part	Article-Nr.	For base
996	996 08	Ø123



Dadi acciaio inox
Stainless steel nuts / Mutter Edelstahl

Part	Article-Nr.	Spindle
998	998 04	M16
998	998 05	M20
998	998 06	M24



Piede diam. 123 mm

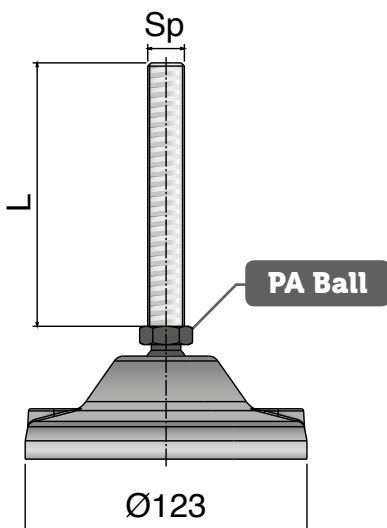
Leveller diam. 123 mm / Gelenkfuss Diam. 123 mm

Without antislip rubber

Part	SS	FeZn	Sp	TH	L		N
948	948 01 H	948 01 ZH	M16	175	115	20	25.000
948	948 02 H	948 02 ZH		205	145	20	
948	948 03 H	948 03 ZH		255	195	20	
949	949 01 H	949 01 ZH	M20	175	115	20	
949	949 02 H	949 02 ZH		205	145	20	
949	949 03 H	949 03 ZH		255	195	20	
950	950 01 H	950 01 ZH	M24	175	115	24	
950	950 02 H	950 02 ZH		205	145	24	
950	950 03 H	950 03 ZH		255	195	24	

With antislip rubber

Part	SS	FeZn	Sp	TH	L		N
948	948 51 H	948 51 ZH	M16	175	115	20	25.000
948	948 52 H	948 52 ZH		205	145	20	
948	948 53 H	948 53 ZH		255	195	20	
949	949 51 H	949 51 ZH	M20	175	115	20	
949	949 52 H	949 52 ZH		205	145	20	
949	949 53 H	949 53 ZH		255	195	20	
950	950 51 H	950 51 ZH	M24	175	115	24	
950	950 52 H	950 52 ZH		205	145	24	
950	950 53 H	950 53 ZH		255	195	24	



Piede diam. 123 mm

Leveller diam. 123 mm / Gelenkfuss Diam. 123 mm

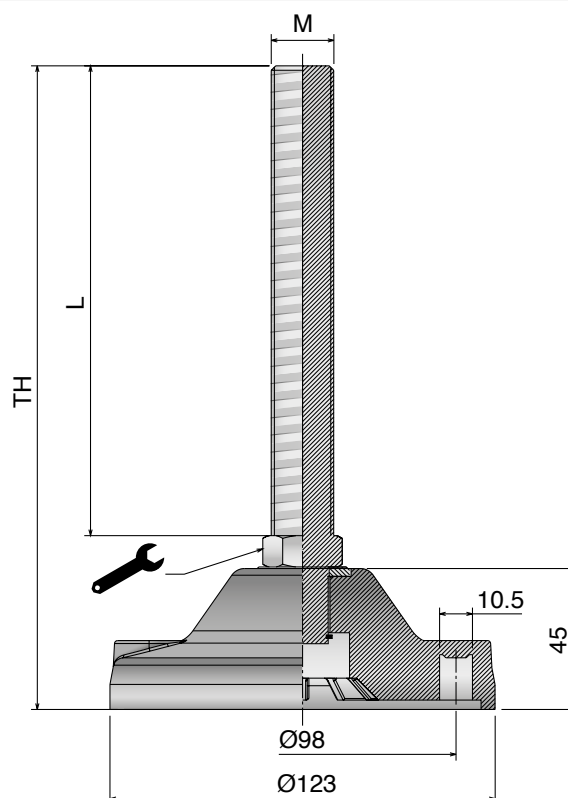
Without antislip rubber

Part	SS	FeZn	Sp	TH	L		N
951	951 01 H	951 01 ZH	M16	175	115	20	20.000
951	951 02 H	951 02 ZH		205	145	20	
951	951 03 H	951 03 ZH		255	195	20	
952	952 01 H	952 01 ZH	M20	175	115	20	
952	952 02 H	952 02 ZH		205	145	20	
952	952 03 H	952 03 ZH		255	195	20	

With antislip rubber

Part	SS	FeZn	Sp	TH	L		N
951	951 51 H	951 51 ZH	M16	175	115	20	20.000
951	951 52 H	951 52 ZH		205	145	20	
951	951 53 H	951 53 ZH		255	195	20	
952	952 51 H	952 51 ZH	M20	175	115	20	
952	952 52 H	952 52 ZH		205	145	20	
952	952 53 H	952 53 ZH		255	195	20	

958-959/931-932/981-983 Ø123



Accessori / Accessories / Zubehör



Gomma anti-scivolo
Anti-slip pad / Gummiplatte

Part	Article-Nr.	For base
996	996 08	Ø123



Dadi acciaio inox
Stainless steel nuts / Mutter Edelstahl

Part	Article-Nr.	Spindle
998	998 04	M16
998	998 05	M20
998	998 06	M24

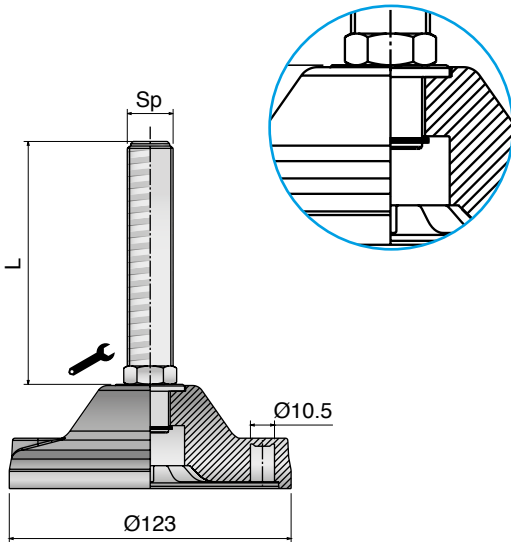
Piede diam. 123 mm / Leveller diam. 123 mm / Gelenkfuss Diam. 123 mm

Without antislip rubber

Part	SS	FeZn	Sp	TH	L		N
958	958 01 H	958 01 ZH	M20	150	98	20	30.000
958	958 02 H	958 02 ZH		200	148	20	
958	958 03 H	958 03 ZH		250	198	20	
959	959 01 H	959 01 ZH	M24	150	98	24	
959	959 02 H	959 02 ZH		200	148	24	
959	959 03 H	959 03 ZH		250	198	24	

With antislip rubber

Part	SS	FeZn	Sp	TH	L		N
958	958 51 H	958 51 ZH	M20	150	98	20	30.000
958	958 52 H	958 52 ZH		200	148	20	
958	958 53 H	958 53 ZH		250	198	20	
959	959 51 H	959 51 ZH	M24	150	98	24	
959	959 52 H	959 52 ZH		200	148	24	
959	959 53 H	959 53 ZH		250	198	24	



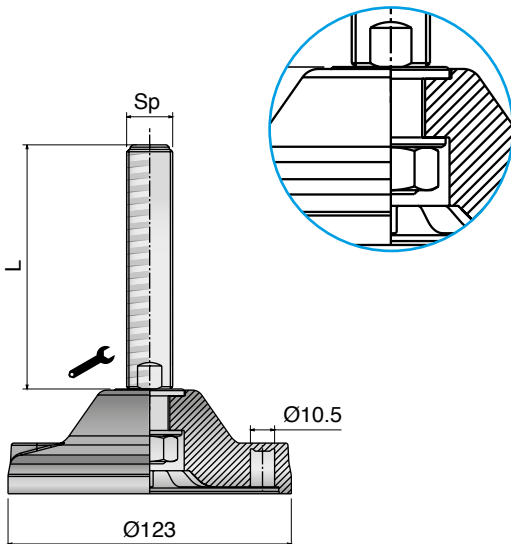
Piede diam. 123 mm / Leveller diam. 123 mm / Gelenkfuss Diam. 123 mm

Without antislip rubber

Part	SS	FeZn	Sp	TH	L		N
931	931 02	931 02 Z	M20	200	148	16	30.000
931	931 03	931 03 Z		250	198	16	
932	932 02	932 02 Z	M24	200	148	19	
932	932 03	932 03 Z		250	198	19	
933	933 02	933 02 Z	M30	200	148	24	
933	933 03	933 03 Z		250	198	24	

With antislip rubber

Part	SS	FeZn	Sp	TH	L		N
931	931 52	931 52 Z	M20	200	148	16	30.000
931	931 53	931 53 Z		250	198	16	
932	932 52	932 52 Z	M24	200	148	19	
932	932 53	932 53 Z		250	198	19	
933	933 52	933 52 Z	M30	200	148	24	
933	933 53	933 53 Z		250	198	24	



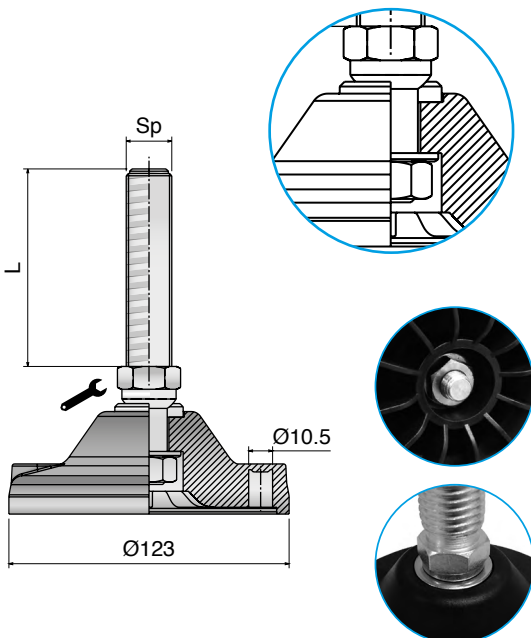
Piede diam. 123 mm / Leveller diam. 123 mm / Gelenkfuss Diam. 123 mm

Without antislip rubber

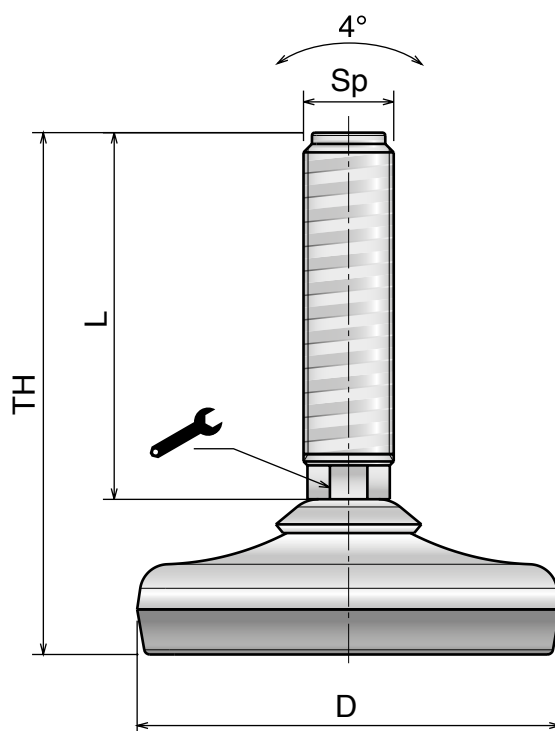
Part	SS	FeZn	Sp	TH	L		N
981	981 02 H	981 02 ZH	M20	200	148	24	30.000
981	981 03 H	981 03 ZH		250	198	24	
982	982 02 H	982 02 ZH	M24	200	148	24	
982	982 03 H	982 03 ZH		250	198	24	
983	983 02 H	983 02 ZH	M30	200	148	32	
983	983 03 H	983 03 ZH		250	198	32	

With antislip rubber

Part	SS	FeZn	Sp	TH	L		N
981	981 52 H	981 52 ZH	M20	200	148	24	30.000
981	981 53 H	981 53 ZH		250	198	24	
982	982 52 H	982 52 ZH	M24	200	148	24	
982	982 53 H	982 53 ZH		250	198	24	
983	983 52 H	983 52 ZH	M30	200	148	32	
983	983 53 H	983 53 ZH		250	198	32	



919-980 *Easy clean*



Accessori / Accessories / Zubehör



Dadi acciaio inox

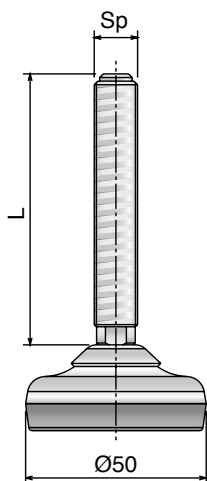
Stainless steel nuts / Mutter Edelstahl

Part	Article-Nr.	Spindle
998	998 02	M12
998	998 04	M16
998	998 05	M20
998	998 06	M24
998	998 07	M30

Materiale / Material / Materialien:
 Basi, stelo e rondella: Acciaio inox
 Base plate, spindle and washer: Stainless steel
 Fussplatte, Spindel und Scheibe: Edelstahl

Easy clean 919-980

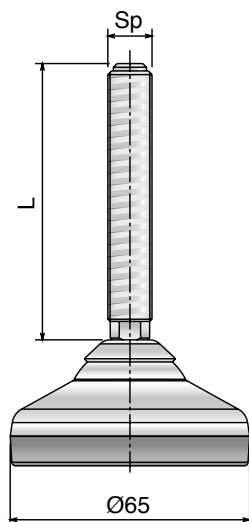
Piedi / Leveling pads / Gelenkfüsse



Piede diam. 50 mm
Leveller diam. 50 mm / Gelenkfuss Diam. 50 mm



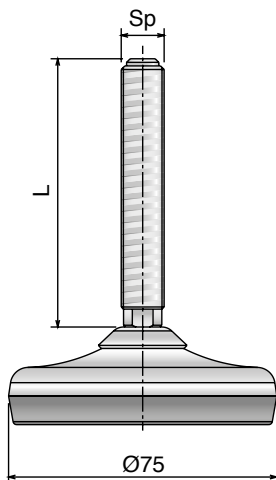
Part	Article-Nr.	Sp	TH	L		N
919	919 01	M12	75	50	9	3.000
919	919 02		100	75	9	
919	919 03		150	125	9	
920	920 01	M16	90	65	13	
920	920 02		140	115	13	
920	920 03		190	165	13	
921	921 01	M20	90	65	16	
921	921 02		115	90	16	
921	921 03		165	140	16	



Piede diam. 65 mm
Leveller diam. 65 mm / Gelenkfuss Diam. 65 mm



Part	Article-Nr.	Sp	TH	L		N
972	972 01	M12	75	50	9	5.000
972	972 02		100	75	9	
972	972 03		150	125	9	
973	973 01	M16	90	65	13	
973	973 02		140	115	13	
973	973 03		190	165	13	
974	974 01	M20	90	65	16	
974	974 02		115	90	16	
974	974 03		165	140	16	



Piede diam. 75 mm
Leveller diam. 75 mm / Gelenkfuss Diam. 75 mm



Part	Article-Nr.	Sp	TH	L		N
922	922 01	M12	80	50	9	8.000
922	922 02		105	75	9	
922	922 03		155	125	9	
923	923 01	M16	95	65	13	
923	923 02		145	115	13	
923	923 03		195	165	13	
924	924 01	M20	95	65	16	
924	924 02		120	90	16	
924	924 03		170	140	16	

919-980 *Easy clean*

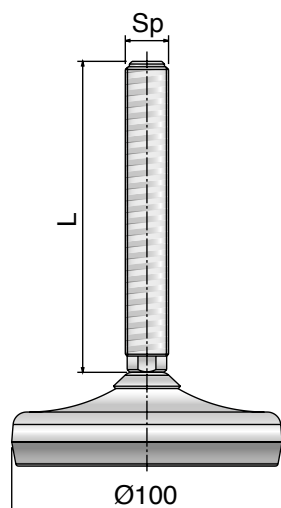
Piedi / Leveling pads / Gelenkfüsse

• Materiale / Material / Materialien:

Basi, stelo e rondella: Acciaio inox

Base plate, spindle and washer: Stainless steel

Fussplatte, Spindel und Scheibe: Edelstahl

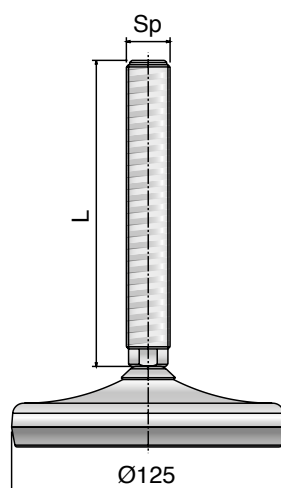


Piede diam. 100 mm

Leveller diam. 100 mm / Gelenkfuss Diam. 100 mm



Part	Article-Nr.	Sp	TH	L		N
925	925 01	M16	100	65	13	20.000
925	925 02		150	115	13	
925	925 03		200	165	13	
926	926 01	M20	125	90	16	
926	926 02		175	140	16	
926	926 03		225	190	16	
927	927 01	M24	125	90	16	
927	927 02		175	140	16	
927	927 03		225	190	16	

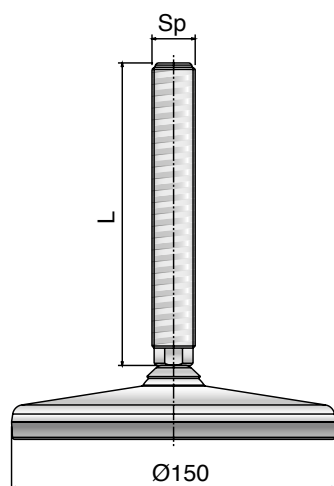


Piede diam. 125 mm

Leveller diam. 125 mm / Gelenkfuss Diam. 125 mm



Part	Article-Nr.	Sp	TH	L		N
928	928 01	M20	130	90	16	30.000
928	928 02		180	140	16	
928	928 03		230	190	16	
929	929 01	M24	130	90	19	
929	929 02		180	140	19	
929	929 03		230	190	19	
930	930 01	M30	155	115	24	
930	930 02		205	165	24	
930	930 03		255	215	24	



Piede diam. 150 mm

Leveller diam. 150 mm / Gelenkfuss Diam. 150 mm

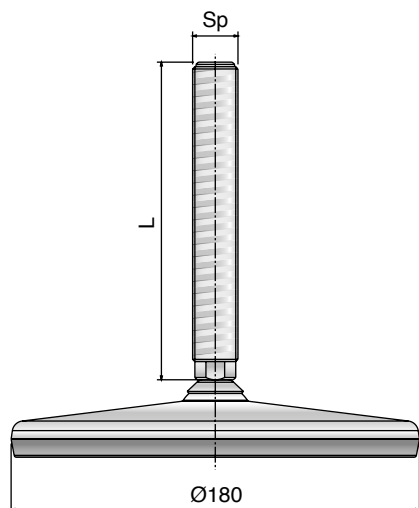


Part	Article-Nr.	Sp	TH	L		N
975	975 01	M20	125	90	16	35.000
975	975 02		175	140	16	
975	975 03		225	190	16	
976	976 01	M24	175	140	19	
976	976 02		225	190	19	
976	976 03		285	250	19	
977	977 02	M30	175	140	24	
977	977 03		225	190	24	
977	977 04		285	250	24	

Materiale / Material / Materialien:
 Basi, stelo e rondella: Acciaio inox
 Base plate, spindle and washer: Stainless steel
 Fussplatte, Spindel und Scheibe: Edelstahl


Easy clean 919-980

Piedi / Leveling pads / Gelenkfüsse

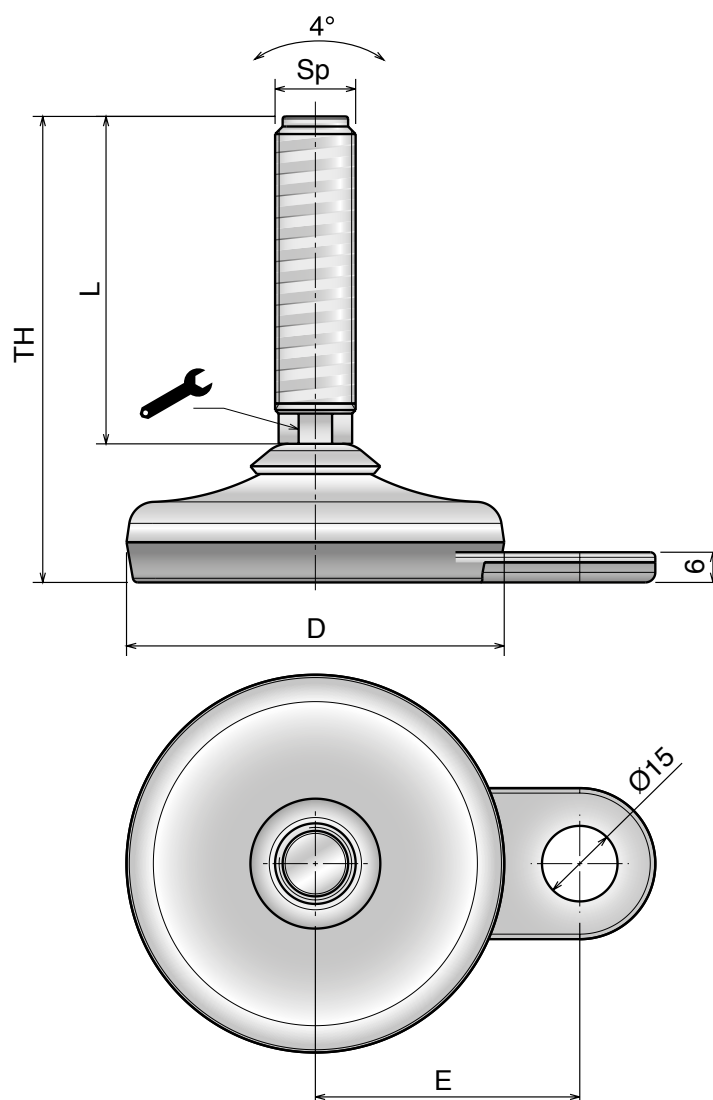


Piede diam. 180 mm
 Leveller diam. 180 mm / Gelenkfuss Diam. 180 mm



Part	Article-Nr.	Sp	TH	L		N
978	978 01	M20	125	90	16	38.000
978	978 02		175	140	16	
978	978 03		225	190	16	
979	979 02	M24	125	90	19	
979	979 03		175	140	19	
979	979 04		225	190	19	
980	980 03	M30	225	190	24	
980	980 04		285	250	24	
980	980 05		335	300	24	

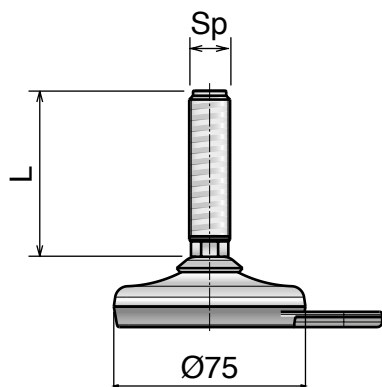
934-939 *Easy clean*



Materiale / Material / Materialien:
 Basi, stelo e rondella: Acciaio inox
 Base plate, spindle and washer: Stainless steel
 Fussplatte, Spindel und Scheibe: Edelstahl

Easy clean 934-939

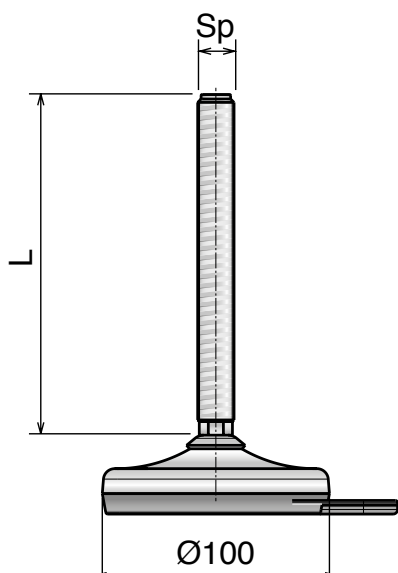
Piedi / Leveling pads / Gelenkfüsse



Piede diam. 75 mm con fori fissaggio
Leveller diam. 75 mm with fixing holes
Stellfuss diam. 75 mm mit Befestigungsbohrung



Part	Article-Nr.	Sp	E	TH	L		N
934	934 01	M12	52,5	80	50	9	8.000
934	934 02		52,5	105	75	9	
934	934 03		52,5	155	125	9	
935	935 01	M16	52,5	95	65	13	
935	935 02		52,5	145	115	13	
935	935 03		52,5	195	165	13	
936	936 01	M20	52,5	95	65	16	
936	936 02		52,5	120	90	16	
936	936 03		52,5	170	140	16	



Piede diam. 100 mm con fori fissaggio
Leveller diam. 100 mm with fixing holes
Stellfuss diam. 100 mm mit Befestigungsbohrung



Part	Article-Nr.	Sp	E	TH	L		N
937	937 01	M16	65	100	65	13	20.000
937	937 02		65	150	115	13	
937	937 03		65	200	165	13	
938	938 01	M20	65	125	90	16	
938	938 02		65	175	140	16	
938	938 03		65	225	190	16	
939	939 01	M24	65	125	90	19	
939	939 02		65	175	140	19	
939	939 03		65	225	190	19	

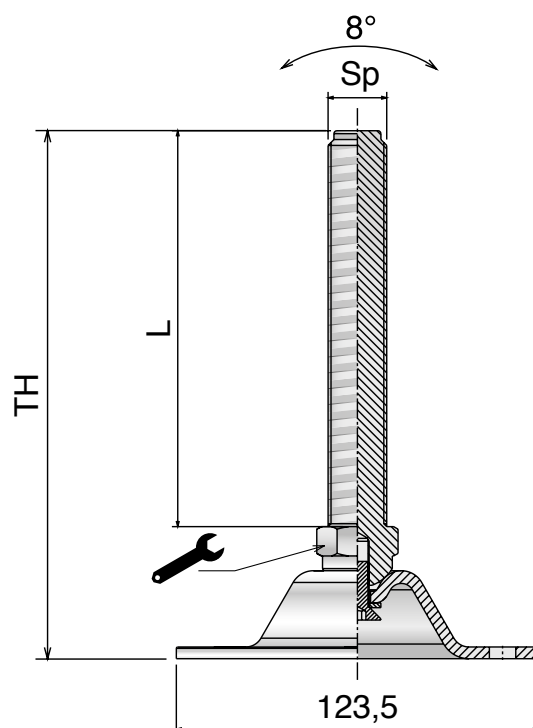
Accessori / Accessories / Zubehör



Dadi acciaio inox
Stainless steel nuts / Mutter Edelstahl

Part	Article-Nr.	Spindle
998	998 02	M12
998	998 04	M16
998	998 05	M20
998	998 06	M24
998	998 07	M30

960-971



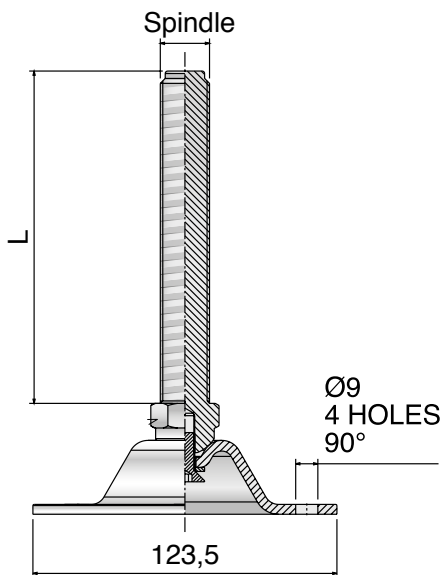
Accessori / Accessories / Zubehör



Dadi acciaio inox

Stainless steel nuts / Mutter Edelstahl

Part	Article-Nr.	Spindle
998	998 04	M16
998	998 05	M20
998	998 06	M24
998	998 07	M30

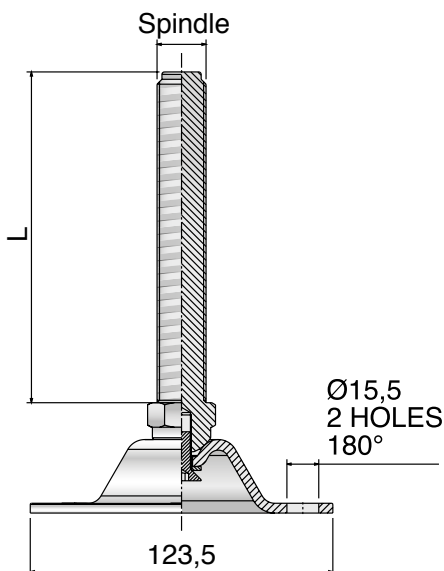


Piede diam. 123 mm con 4 fori 90°

Leveller diam. 123 mm with 4 holes 90°

Stellfuss diam. 123 mm mit 4 Befestigungsbohrung 90°

Part	SS	FeZn	Sp	TH	L		N
960	960 01 H	960 01 ZH	M16	155	115	20	10.000
960	960 02 H	960 02 ZH		175	135	20	
961	961 01 H	961 01 ZH	M20	155	115	24	
961	961 02 H	961 02 ZH		175	135	24	
962	962 01 H	962 01 ZH	M24	170	125	24	
962	962 02 H	962 02 ZH		230	185	24	
963	963 01 H	963 01 ZH	M30	170	125	30	
963	963 02 H	963 02 ZH		230	185	30	

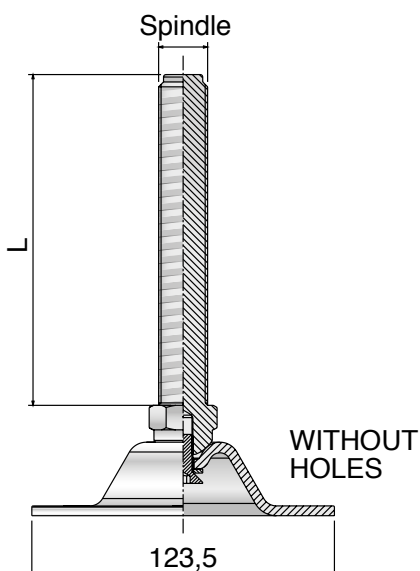


Piede diam. 123 mm con 2 fori 180°

Leveller diam. 123 mm with 2 holes 180°

Stellfuss diam. 123 mm mit 2 Befestigungsbohrung 180°

Part	SS	FeZn	Sp	TH	L		N
964	964 01 H	964 01 ZH	M16	155	115	20	10.000
964	964 02 H	964 02 ZH		175	135	20	
965	965 01 H	965 01 ZH	M20	155	115	24	
965	965 02 H	965 02 ZH		175	135	24	
966	966 01 H	966 01 ZH	M24	170	125	24	
966	966 02 H	966 02 ZH		230	185	24	
967	967 01 H	967 01 ZH	M30	170	125	32	
967	967 02 H	967 02 ZH		230	185	32	




Piede diam. 123 mm senza fori


Leveller diam. 123 mm without holes

Stellfuss diam. 123 mm ohne Befestigungsbohrung


Part	SS	FeZn	Sp	TH	L		N
968	968 01 H	968 01 ZH	M16	155	115	20	10.000
968	968 02 H	968 02 ZH		175	135	20	
969	969 01 H	969 01 ZH	M20	155	115	24	
969	969 02 H	969 02 ZH		175	135	24	
970	970 01 H	970 01 ZH	M24	170	125	24	
970	970 02 H	970 02 ZH		230	185	24	
971	971 01 H	971 01 ZH	M30	170	125	30	
971	971 02 H	971 02 ZH		230	185	30	








Sprockets Position for:
520FT - 520GT - 551FG - 520LBP




Pag 412

Sprockets Position for:
520FTT




Pag 413

Sprockets Position for:
550FT - 550GT - 550GTsi - 550LBP




Pag 414

Sprockets Position for:
550FTT




Pag 415

Sprockets Position for:
551FT - 551GT - 551GTsi - 551LBP




Pag 416

Sprockets Position for:
551FTT



Pag 417

Sprockets Position for:
556FT - 556GT



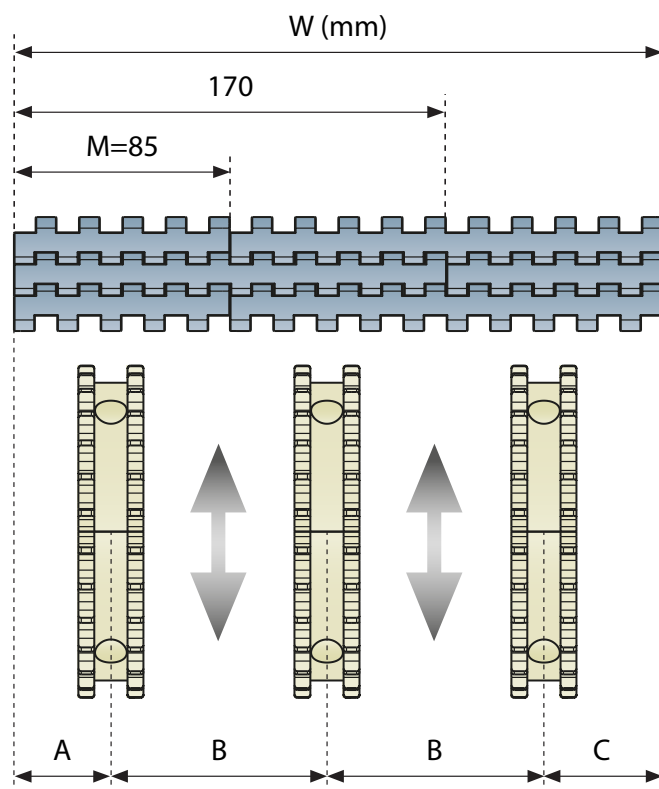
Pag 418

Sprockets position manual

520 Sprockets Position for: 520FT - 520GT - 520FG - 520LBP

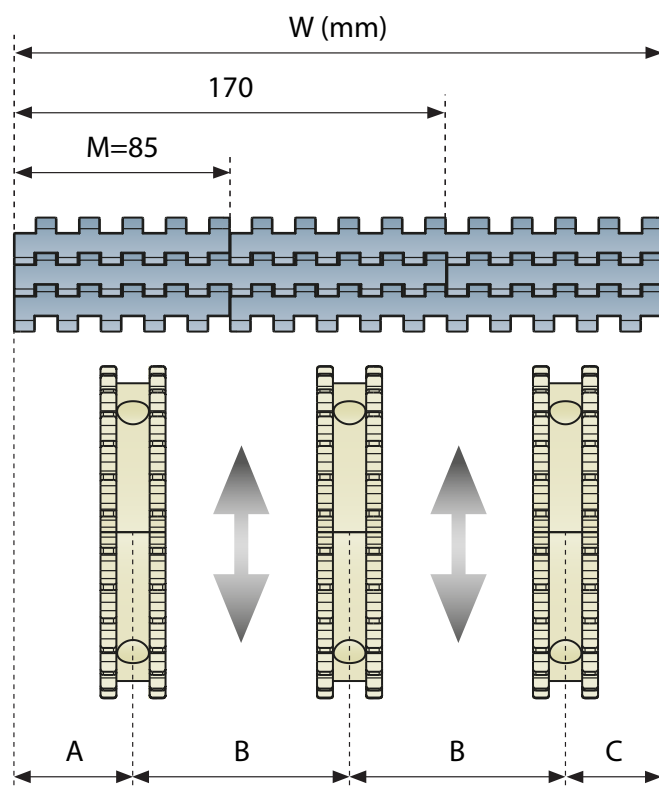
Option A

A: 38,25 mm / **B:** 85 mm (steps) / **C:** 46,75 mm



Option B

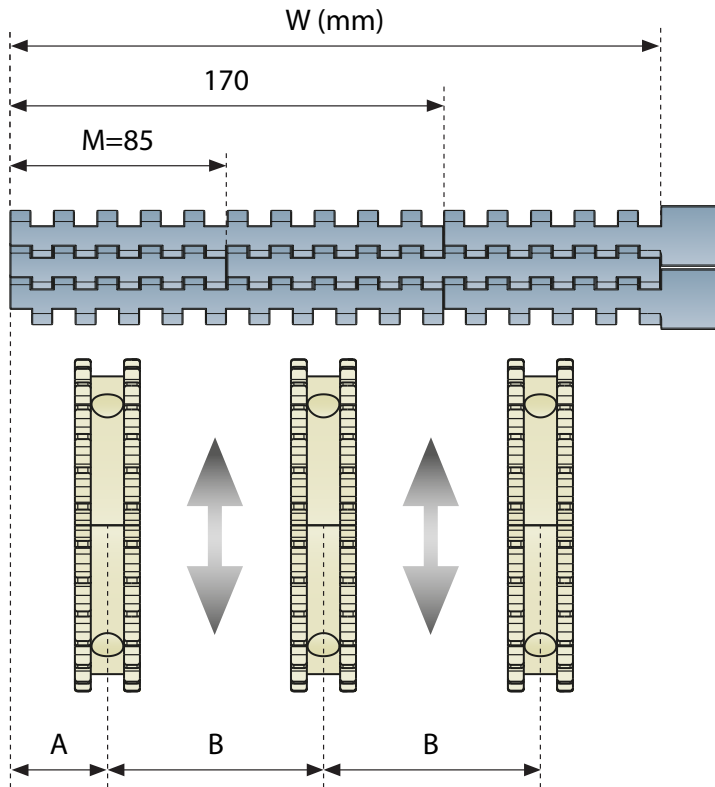
A: 46,75 mm / **B:** 85 mm (steps) / **C:** 38,25 mm



Belt width	Recommended number of sprockets*
85	1
170	2
255	3
340	4
425	5
510	6
595	7
680	8
765	9
850	10
935	11
1020	12
1105	13
1190	14
1275	15
1360	16
1445	17
1530	18

520 Sprockets Position for: 520FTT

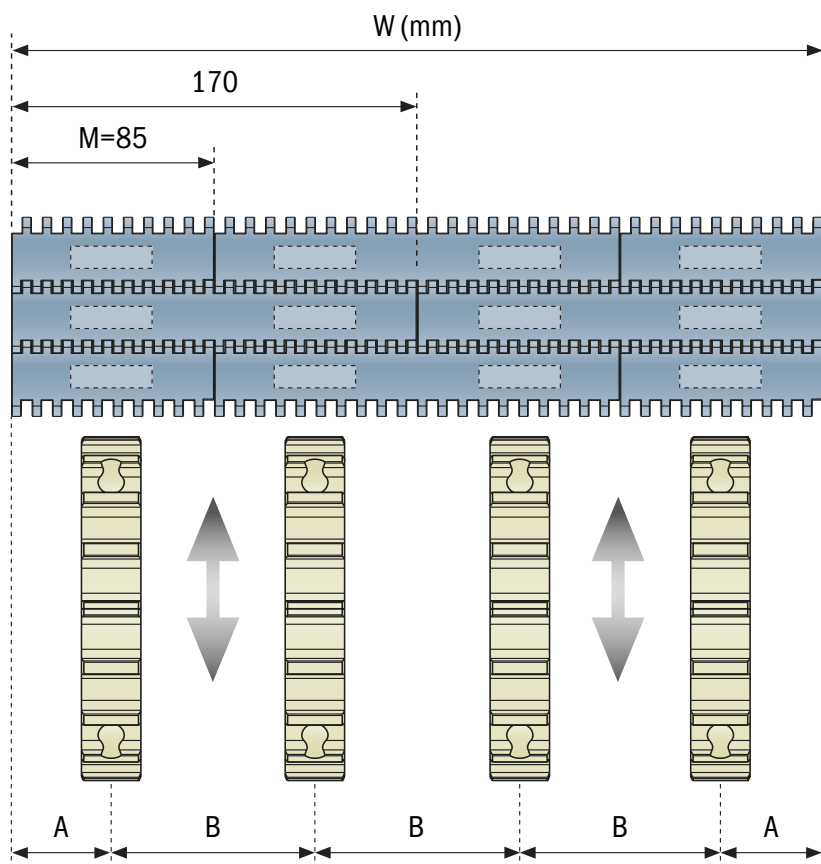
A: 38,25 mm/ **B:** 85 mm (steps)



Belt width	Recommended number of sprockets*
85	1
170	2
255	3
340	4
425	5
510	6
595	7
680	8
765	9
850	10
935	11
1020	12
1105	13
1190	14
1275	15
1360	16
1445	17
1530	18

550 Sprockets Position for: 550FT - 550GT - 550GTsi - 550LBP

A minimum: 42,2 mm / B minimum: 85 mm (steps)

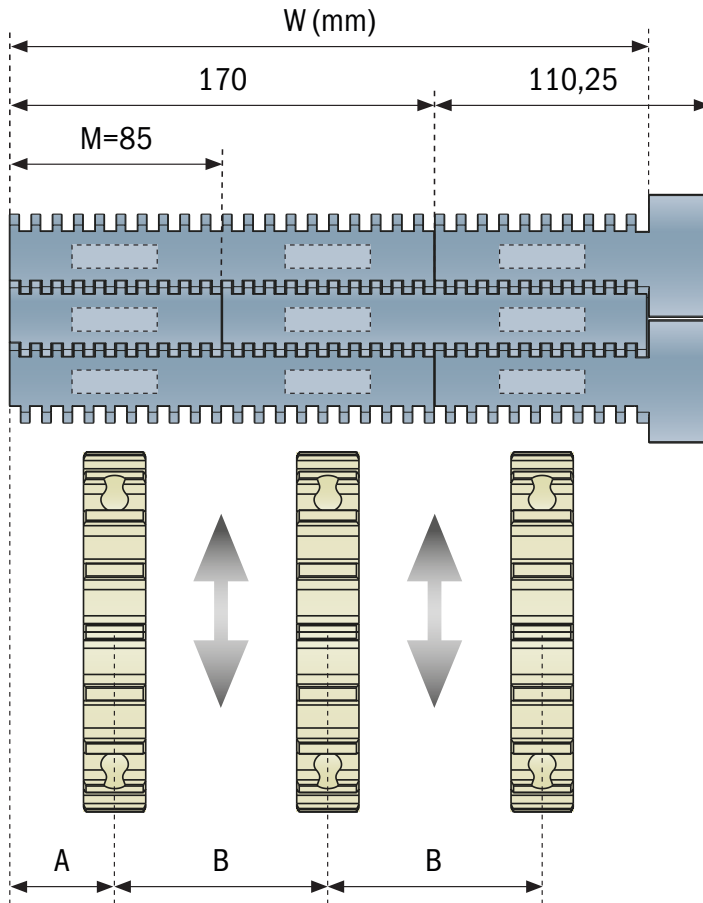


Belt width	Recommended min number of sprockets
85	1
170	2
255	3
340	4
425	5
510	6
595	7
680	8
765	9
850	10
935	11
1020	12
1105	13
1190	14
1275	15
1360	16
1445	17
1530	18

550

Sprockets Position for:
550FTT

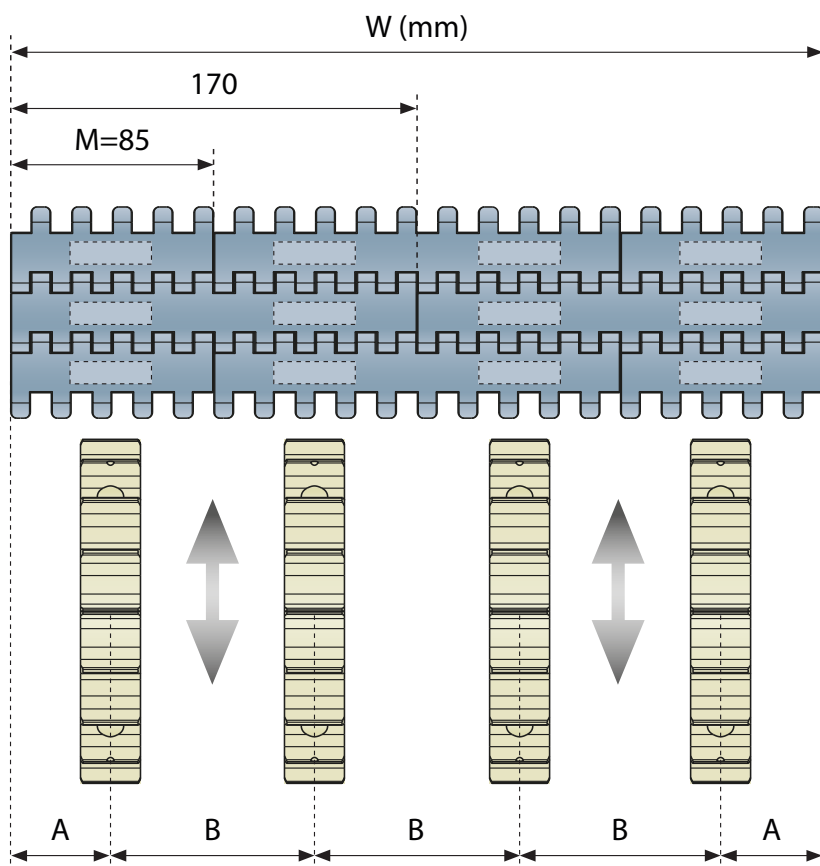
A minimum: 42,2 mm / **B minimum:** 85 mm (steps)



Belt width	Recommended min number of sprockets
85	1
170	2
255	3
340	4
425	5
510	6
595	7
680	8
765	9
850	10
935	11
1020	12
1105	13
1190	14
1275	15
1360	16
1445	17
1530	18

551 Sprockets Position for: 551FT - 551GT - 551GTsi - 551LBP

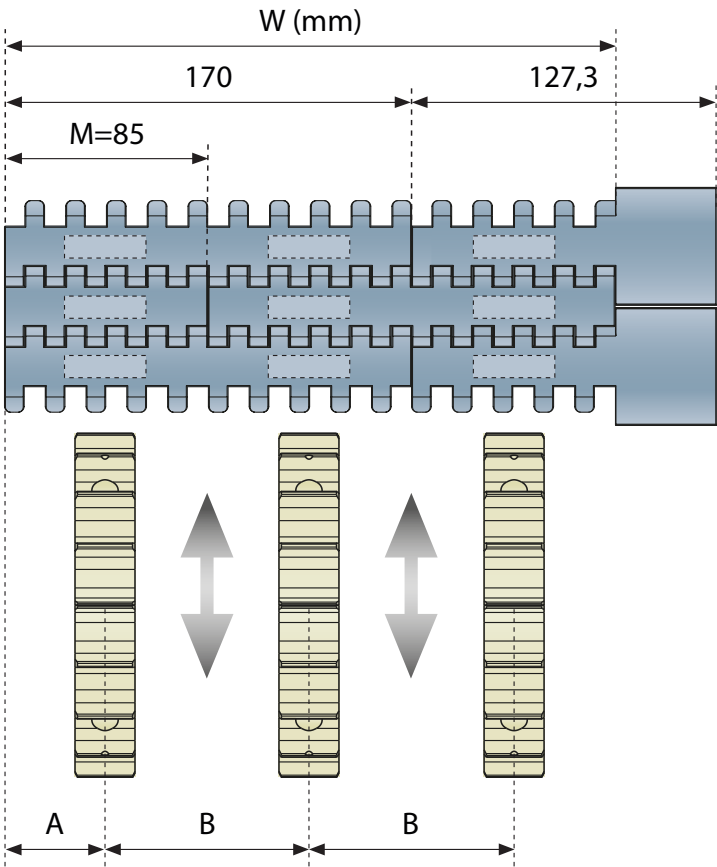
A minimum: 42,5 mm / B minimum: 85 mm (steps)



Belt width	Recommended min number of sprockets
85	1
170	2
255	3
340	4
425	5
510	6
595	7
680	8
765	9
850	10
935	11
1020	12
1105	13
1190	14
1275	15
1360	16
1445	17
1530	18

551 Sprockets Position for: 551FTT

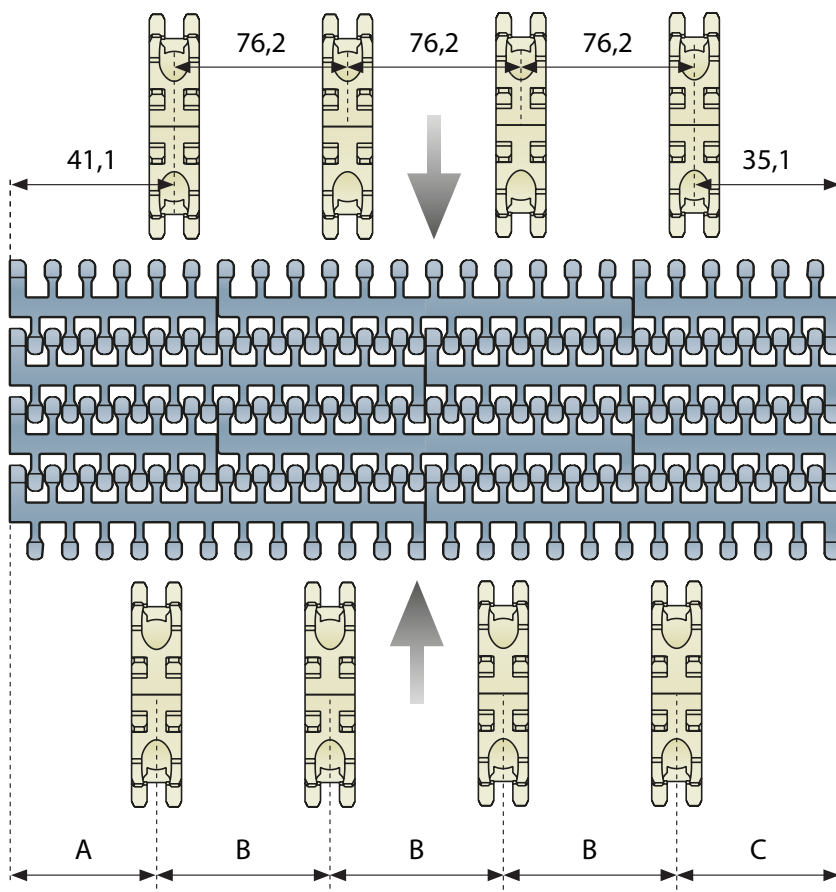
A minimum: 42,5 mm / B minimum: 85 mm (steps)



Belt width	Recommended min number of sprockets
85	1
170	2
255	3
340	4
425	5
510	6
595	7
680	8
765	9
850	10
935	11
1020	12
1105	13
1190	14
1275	15
1360	16
1445	17
1530	18

556 Sprockets Position for: 556FT - 556GT

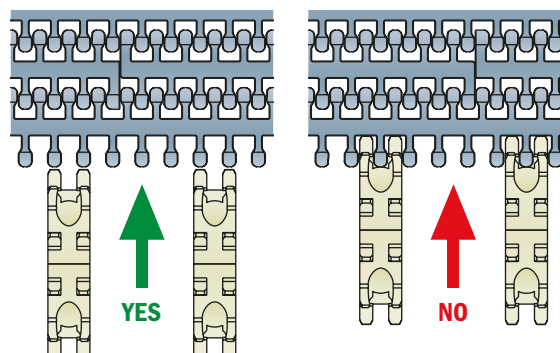
A minimum: 41,1 mm / B minimum: 76,2 mm / C minimum: 35,1 mm



Belt width	Recommended min number of sprockets
0006	2
0009	3
0012	4
0015	5
0018	6
0021	7
0024	8

WARNING!

Sprockets teeth must press against the hinge loops, never against the module's central bridge in the gap between the hinge loops.




Material Chemical Resistances

Chemical Agent up to 65°C	Polyamide	Steel	Stainless Steel Aisi 304	Stainless Steel Aisi 430	LF	MK	MX	UHMW PE	PP/PPX
Acetone	G	U	G	G	G	G	A	G	G
Acetic acid (max 5%)	U	U	G	U	U	U	G	G	G
Alcohol	G	G	G	G	G	G	G	G	G
Ammonia	G	A	G	G	U	U	A	G	G
Beer	G	G	G	G	G	G	G	G	G
Benzene	G	G	G	G	G	G	U	A	G
Benzol	G	G	G	G	G	G	G	G	A
Carbon tetrachloride	G	A	A	A	G	G	/	A	U
Chocolat	A	G	G	G	G	G	G	A	G
Citric acid	A	U	G	A	A	A	G	G	G
Formic acid	U	G	G	G	G	G	A	G	/
Fresh water	G	U	G	G	G	G	G	G	G
Fruit juices	G	U	G	A	G	G	G	G	G
Hydrochloric acid (max 2%)	U	U	U	U	U	U	A	A	G
Hydrogen peroxide	U	U	G	A	U	U	/	A	/
Iodine	U	A	A	A	A	A	/	A	/
Lactic acid	G	U	G	U	G	G	G	G	G
Milk	G	G	G	G	G	G	G	G	G
Mustard	A	G	G	G	A	A	/	A	G
Nitric acid	U	U	G	A	U	U	U	A	G
Oil (vegetable or mineral)	G	G	G	G	G	G	U	G	G
Paraffin	G	G	G	G	G	G	G	G	/
Petrol	G	G	G	G	G	G	G	A	G
Phosphoric acid (max 10%)	U	U	G	U	U	U	U	G	G
Sea water	U	A	G	A	G	G	G	G	G
Soap and water	G	A	G	G	G	G	G	G	G
Sodium hydrochloride	G	U	A	U	G	G	A	G	G
Sodium hydroxide (max 25%)	G	U	G	G	U	U	U	G	/
Sodium hypochlorite	G	U	U	U	U	U	A	G	G
Soft Drinks	G	G	G	G	G	G	G	G	G
Spirits	G	G	G	G	G	G	G	G	G
Sulphide acid	U	U	U	U	U	U	G	U	G
Toluene	U	U	U	U	G	G	G	A	G
Turpentine	U	G	G	G	U	U	G	A	/
Vegetable juices	G	A	G	G	G	G	G	G	G
Vinegar	G	U	A	U	G	G	G	G	G
Whisky	G	G	G	G	G	G	G	G	G
Wine	G	G	G	G	G	G	G	G	G
Xilol	U	U	U	U	U	U	G	U	U

LEGENDA

G: Good / A: Average / U: Unsatisfactory

LF-LFA



Description

Low friction Acetal Resin.

This material can be used in all common applications.

Colour: Light Brown for Chains, RAL 5014 for Belts.

Primary Components: POM

General information

Material abbreviation	Material	Chemical abbreviation	Allowable application temperatures						FDA Approval
			Fahrenheit			Celsius			
			Min	Max		Min	Max		
				Dry	Wet		Dry	Wet	
LF	Low friction acetal	POM	-40	176	149	-40	80	65	YES
LFA	Low friction acetal	POM	-40	176	149	-40	80	65	YES

Friction Factors Between Material and Product

Lubrication	Product Material					
	Paper & carton	Metal (steel)	Aluminium	Plastics & PET	Glass (returnable)	Glass (new)
Dry	0,28	0,25	0,25	0,21	0,24	0,20
Water	n.a.	0,20	0,18	0,16	0,18	0,15
W&s & Dry lube	n.a.	0,15	0,14	0,13	0,14	0,12
Oil	n.a.	0,10	n.a.	n.a.	n.a.	n.a.

Friction Factors Between Material and Product


Lubrication	Wearstrip Material		
	Stainless steel	UHMW-PE & PA	BluLub®
Dry	0,24	0,20	0,18
Water	0,19	0,16	0,14
W&s & Dry lube	0,15	0,10	0,10
Oil	0,10	0,10	0,10

Note

Material properties and performance of final product are subject to variation according to operating conditions, e.g. environmental conditions, chemicals, cleanliness.

MX

Materials



Description

Extra Performance material (PBT with additives) with a very low coefficient of friction and improved wear resistance. Recommended for high speed and dry running applications.

Colour: Grey

Primary Components: PBT

General information

Material abbreviation	Material	Chemical abbreviation	Allowable application temperatures						FDA Approval
			Fahrenheit			Celsius			
			Min	Max		Min	Max		
				Dry	Wet		Dry	Wet	
MX	Performance PBT	PBT	-40	248	140	-40	120	60	YES

Friction Factors Between Material and Product


Lubrication	Product Material					
	Paper & carton	Metal (steel)	Aluminium	Plastics & PET	Glass (returnable)	Glass (new)
Dry	0,20	0,18	0,15	0,13	0,14	0,12
Water	n.a.	0,16	0,14	0,12	0,13	0,12
W&s & Dry lube	n.a.	0,13	0,12	0,10	0,11	0,10
Oil	n.a.	0,10	n.a.	n.a.	n.a.	n.a.

Friction Factors Between Material and Product

Lubrication	Wearstrip Material		
	Stainless steel	UHMW-PE & PA	BluLub®
Dry	0,20	0,16	0,13
Water	0,17	0,11	0,09
W&s & Dry lube	0,14	0,09	0,08
Oil	0,10	0,10	0,10

Note

Material properties and performance of final product are subject to variation according to operating conditions, e.g. environmental conditions, chemicals, cleanliness.



Description

Super Low Friction Acetal Resin. The internal-lubrication-additives ensure continuous low friction resulting in higher efficiency and optimum service life. This material is specially developed for glass, can and PET lines where external lubrication has to be avoided or limited.

Colour: Blue **Primary Components:** POM

General information

Material abbreviation	Material	Chemical abbreviation	Allowable application temperatures						FDA Approval
			Fahrenheit			Celsius			
			Min	Max		Min	Max		
				Dry	Wet		Dry	Wet	
MK	Super performance acetal	POM	-40	176	149	-40	80	65	YES

Friction Factors Between Material and Product

Lubrication	Product Material					
	Paper & carton	Metal (steel)	Aluminium	Plastics & PET	Glass (returnable)	Glass (new)
Dry	0,23	0,20	0,20	0,18	0,20	0,15
Water	n.a.	0,18	0,15	0,14	0,15	0,13
W&s & Dry lube	n.a.	0,15	0,13	0,12	0,12	0,12
Oil	n.a.	0,10	n.a.	n.a.	n.a.	n.a.

Friction Factors Between Material and Product


Lubrication	Wearstrip Material		
	Stainless steel	UHMW-PE & PA	<i>BluLub</i> ®
Dry	0,22	0,18	0,16
Water	0,18	0,14	0,13
W&s & Dry lube	0,15	0,10	0,10
Oil	0,10	0,10	0,10

Note

Material properties and performance of final product are subject to variation according to operating conditions, e.g. environmental conditions, chemicals, cleanliness.

MP

Materials



Description

High performance Material with a low coefficient of friction.

This material can increase wear life 25% over LF material.

Colour: Brown

Primary Components: POM

General information

Material abbreviation	Material	Chemical abbreviation	Allowable application temperatures						FDA Approval
			Fahrenheit			Celsius			
			Min	Max		Min	Max		
				Dry	Wet		Dry	Wet	
MP	Lucricated Acetal	POM	-40	176	149	-40	80	65	YES

Friction Factors Between Material and Product

Lubrication	Product Material					
	Paper & carton	Metal (steel)	Aluminium	Plastics & PET	Glass (returnable)	Glass (new)
Dry	0,24	0,22	0,21	0,19	0,21	0,16
Water	n.a.	0,19	0,17	0,15	0,17	0,14
W&s & Dry lube	n.a.	0,15	0,14	0,13	0,13	0,12
Oil	n.a.	0,10	n.a.	n.a.	n.a.	n.a.

Friction Factors Between Material and Product

Lubrication	Wearstrip Material		
	Stainless steel	UHMW-PE & PA	BluLub®
Dry	0,23	0,19	0,17
Water	0,19	0,15	0,14
W&s & Dry lube	0,15	0,10	0,10
Oil	0,10	0,10	0,10

Note

Material properties and performance of final product are subject to variation according to operating conditions, e.g. environmental conditions, chemicals, cleanliness.

DKM



Description

Aramide reinforced acetal material

It's commonly used in dry running glass handling applications.

Colour: Grey

Primary Component: POM

Materials

General information

Material abbreviation	Material	Chemical abbreviation	Allowable application temperatures						FDA Approval
			Fahrenheit			Celsius			
			Min	Max		Min	Max		
				Dry	Wet		Dry	Wet	
DKM	Aramide reinforced acetal	POM	-40	176	149	-40	80	65	-

Friction Factors Between Material and Product

Lubrication	Product Material					
	Paper & carton	Metal (steel)	Aluminium	Plastics & PET	Glass (returnable)	Glass (new)
Dry	0,21	0,19	0,16	0,20	0,15	0,13
Water	n.a.	0,17	0,15	0,15	0,14	0,13
W&s & Dry lube	n.a.	0,14	0,13	0,13	0,12	0,11
Oil	n.a.	0,10	n.a.	n.a.	n.a.	n.a.


Friction Factors Between Material and Product

Lubrication	Wearstrip Material		
	Stainless steel	UHMW-PE & PA	BluLub®
Dry	0,21	0,19	0,17
Water	0,18	0,15	0,14
W&s & Dry lube	0,15	0,11	0,11
Oil	0,10	0,10	0,10

Note

Material properties and performance of final product are subject to variation according to operating conditions, e.g. environmental conditions, chemicals, cleanliness.

MWX



Materials

Description

MWX increases wear life

Used in applications where chain is subject to abrasives conditions such as glass sand and dirt.

Colour: Black

Primary Component: Nylon (PA)

General information

Material abbreviation	Material	Chemical abbreviation	Allowable application temperatures						FDA Approval
			Fahrenheit			Celsius			
			Min	Max		Min	Max		
				Dry	Wet		Dry	Wet	
MWX	Polyamid Composite	PA	-40	219	N.R.	-40	104	N.R.	-

Friction Factors Between Material and Product

Lubrication	Product Material					
	Paper & carton	Metal (steel)	Aluminium	Plastics & PET	Glass (returnable)	Glass (new)
Dry	0,24	0,21	0,18	0,15	0,17	0,14
Water	n.a.	0,19	0,17	0,14	0,15	0,14
W&s & Dry lube	n.a.	0,15	0,14	0,12	0,13	0,12
Oil	n.a.	0,10	n.a.	n.a.	n.a.	n.a.


Friction Factors Between Material and Product

Lubrication	Wearstrip Material		
	Stainless steel	UHMW-PE & PA	BluLub®
Dry	0,24	0,19	0,15
Water	0,20	0,13	0,11
W&s & Dry lube	0,17	0,11	0,09
Oil	0,10	0,10	0,10

Note

Material properties and performance of final product are subject to variation according to operating conditions, e.g. environmental conditions, chemicals, cleanliness.

PP



Description

Polypropylene

for better chemical resistance and higher temperatures.

Colour: Grey

Primary Component: PP

Materials

General information

Material abbreviation	Material	Chemical abbreviation	Allowable application temperatures						FDA Approval
			Fahrenheit			Celsius			
			Min	Max		Min	Max		
				Dry	Wet		Dry	Wet	
PP	Polypropylene	PP	40	220	212	4	104	100	YES

Friction Factors Between Material and Product

Lubrication	Product Material					
	Paper & carton	Metal (steel)	Aluminium	Plastics & PET	Glass (returnable)	Glass (new)
Dry	0,40	0,30	0,32	0,28	0,29	0,26
Water	n.a.	0,24	0,26	0,22	0,23	0,21
W&s & Dry lube	n.a.	0,20	0,20	0,18	0,19	0,18
Oil	n.a.	0,10	n.a.	n.a.	n.a.	n.a.


Friction Factors Between Material and Product

Lubrication	Wearstrip Material		
	Stainless steel	UHMW-PE & PA	BluLub®
Dry	0,29	0,24	0,21
Water	0,23	0,19	0,17
W&s & Dry lube	0,19	0,13	0,13
Oil	0,10	0,10	0,10

Note

Material properties and performance of final product are subject to variation according to operating conditions, e.g. environmental conditions, chemicals, cleanliness.

PPX



Materials

Description

Reinforced Polypropylene

for improved heat stability and chemical resistance.

Colour: Green

Primary Component: PP

General information

Material abbreviation	Material	Chemical abbreviation	Allowable application temperatures						FDA Approval
			Fahrenheit			Celsius			
			Min	Max		Min	Max		
				Dry	Wet		Dry	Wet	
PPX	Reinforced Polypropylene	PP	40	220	212	4	104	100	YES

Friction Factors Between Material and Product


Lubrication	Product Material					
	Paper & carton	Metal (steel)	Aluminium	Plastics & PET	Glass (returnable)	Glass (new)
Dry	0,40	0,30	0,32	0,28	0,29	0,26
Water	n.a.	0,24	0,26	0,22	0,23	0,21
W&s & Dry lube	n.a.	0,20	0,20	0,18	0,19	0,18
Oil	n.a.	0,10	n.a.	n.a.	n.a.	n.a.

Friction Factors Between Material and Product

Lubrication	Wearstrip Material		
	Stainless steel	UHMW-PE & PA	BluLub®
Dry	0,29	0,24	0,21
Water	0,23	0,19	0,17
W&s & Dry lube	0,19	0,13	0,13
Oil	0,10	0,10	0,10

Note

Material properties and performance of final product are subject to variation according to operating conditions, e.g. environmental conditions, chemicals, cleanliness.



Description

AS material

eliminates the static accumulation that can happen during conveying products.

Colour: Black

Primary Components: POM

Materials

General information

Material abbreviation	Material	Chemical abbreviation	Allowable application temperatures						FDA Approval
			Fahrenheit			Celsius			
			Min	Max		Min	Max		
				Dry	Wet		Dry	Wet	
AS	Antistatic Acetal	POM	-4	180	N.R.	-18	82	N.R.	YES

Friction Factors Between Material and Product

Lubrication	Product Material					
	Paper & carton	Metal (steel)	Aluminium	Plastics & PET	Glass (returnable)	Glass (new)
Dry	0,35	0,28	0,29	0,25	0,27	0,24
Water	n.a.	n.a.	n.a.	n.a.	n.a.	n.a.
W&s & Dry lube	n.a.	n.a.	n.a.	n.a.	n.a.	n.a.
Oil	n.a.	n.a.	n.a.	n.a.	n.a.	n.a.

Friction Factors Between Material and Product

Lubrication	Wearstrip Material		
	Stainless steel	UHMW-PE & PA	BluLub®
Dry	0,27	0,22	0,20
Water	n.a.	n.a.	n.a.
W&s & Dry lube	n.a.	n.a.	n.a.
Oil	n.a.	n.a.	n.a.

Note

Material properties and performance of final product are subject to variation according to operating conditions, e.g. environmental conditions, chemicals, cleanliness.

SS



Description

Ferritic Stainless Steel (1.4016)
for standard applications.

General information

Material abbreviation	Material	Chemical abbreviation	Allowable application temperatures						FDA Approval
			Fahrenheit			Celsius			
			Min	Max		Min	Max		
				Dry	Wet		Dry	Wet	
SS	Standard Stainless Steel	1.4016	-22	750	265	-30	400	130	-

Friction Factors Between Material and Product

Lubrication	Product Material					
	Paper & carton	Metal (steel)	Aluminium	Plastics & PET	Glass (returnable)	Glass (new)
Dry	0,40	0,50	0,35	0,30	0,47	0,35
Water	n.a.	0,35	0,30	0,25	0,31	0,30
W&s & Dry lube	n.a.	0,20	0,15	0,15	0,21	0,15
Oil	n.a.	0,20	n.a.	n.a.	n.a.	n.a.

Friction Factors Between Material and Product

Lubrication	Wearstrip Material		
	Stainless steel	UHMW-PE & PA	BluLub®
Dry	n.a.	0,35	0,32
Water	0,40	0,27	0,24
W&s & Dry lube	0,20	0,18	0,15
Oil	0,20	0,18	0,15

Note

Material properties and performance of final product are subject to variation according to operating conditions, e.g. environmental conditions, chemicals, cleanliness.

SSE



Description

Specially treated Ferritic Stainless Steel (1.4589)
for improved working-load and less friction.

General information

Material abbreviation	Material	Chemical abbreviation	Allowable application temperatures						FDA Approval
			Fahrenheit			Celsius			
			Min	Max		Min	Max		
				Dry	Wet		Dry	Wet	
SSE	Special Stainless Steel	1.4589	-22	750	265	-30	400	130	-

Friction Factors Between Material and Product

Lubrication	Product Material					
	Paper & carton	Metal (steel)	Aluminium	Plastics & PET	Glass (returnable)	Glass (new)
Dry	0,38	0,48	0,33	0,29	0,45	0,33
Water	n.a.	0,33	0,29	0,24	0,29	0,29
W&s & Dry lube	n.a.	0,19	0,14	0,14	0,20	0,14
Oil	n.a.	0,19	n.a.	n.a.	n.a.	n.a.

Friction Factors Between Material and Product

Lubrication	Wearstrip Material		
	Stainless steel	UHMW-PE & PA	BluLub®
Dry	n.a.	0,33	0,30
Water	0,38	0,26	0,23
W&s & Dry lube	0,19	0,17	0,14
Oil	0,19	0,17	0,14

Note

Material properties and performance of final product are subject to variation according to operating conditions, e.g. environmental conditions, chemicals, cleanliness.

SSM



Description

Specially treated Ferritic SS (1.4589)

with optimized surface finish for superior sliding properties. For High-Speed and more critical applications.

General information

Material abbreviation	Material	Chemical abbreviation	Allowable application temperatures						FDA Approval
			Fahrenheit			Celsius			
			Min	Max		Min	Max		
				Dry	Wet		Dry	Wet	
SSM	Max Speed Stainless Steel	1.4589	-22	750	265	-30	400	130	-

Friction Factors Between Material and Product

Lubrication	Product Material					
	Paper & carton	Metal (steel)	Aluminium	Plastics & PET	Glass (returnable)	Glass (new)
Dry	0,34	0,43	0,30	0,26	0,40	0,30
Water	n.a.	0,30	0,26	0,21	0,26	0,26
W&s & Dry lube	n.a.	0,17	0,13	0,13	0,18	0,13
Oil	n.a.	0,17	n.a.	n.a.	n.a.	n.a.

Friction Factors Between Material and Product

Lubrication	Wearstrip Material		
	Stainless steel	UHMW-PE & PA	BluLub®
Dry	n.a.	0,32	0,29
Water	0,36	0,24	0,22
W&s & Dry lube	0,18	0,16	0,14
Oil	0,18	0,16	0,14

Note

Material properties and performance of final product are subject to variation according to operating conditions, e.g. environmental conditions, chemicals, cleanliness.

SSA

**Description**

Austenitic Stainless Steel with high resistance to corrosion and acid (AISI 304)
for improved working-load and less friction.

General information

Material abbreviation	Material	Chemical abbreviation	Allowable application temperatures						FDA Approval
			Fahrenheit			Celsius			
			Min	Max		Min	Max		
				Dry	Wet		Dry	Wet	
SSA	Austenitic Stainless Steel	AISI 304	-22	750	265	-30	400	130	-

Friction Factors Between Material and Product

Lubrication	Product Material					
	Paper & carton	Metal (steel)	Aluminium	Plastics & PET	Glass (returnable)	Glass (new)
Dry	0,43	0,38	0,34	0,30	0,33	0,33
Water	n.a.	0,30	0,27	0,21	0,29	0,29
W&s & Dry lube	n.a.	0,15	0,14	0,14	0,15	0,15
Oil	n.a.	n.a.	n.a.	n.a.	n.a.	n.a.

Friction Factors Between Material and Product

Lubrication	Wearstrip Material		
	Stainless steel	UHMW-PE & PA	BluLub®
Dry	0,40	0,30	0,30
Water	0,35	0,22	0,22
W&s & Dry lube	0,15	0,15	0,15
Oil	0,15	0,10	0,10

Note

Material properties and performance of final product are subject to variation according to operating conditions, e.g. environmental conditions, chemicals, cleanliness.

100003-30	257	1012 01 04	15	10299B	240	10592	249
1001 01 02	9	1012 01 05	15	103003	247	10594	249
1001 01 03	9	1012 01 07	15	103003C	247	10595	249
1001 01 04	9	101203-30	260	10300B-30	241	10596	249
1001 01 05	9	1012 04 02	15	10301	241	10597	249
1001 01 06	9	1012 04 05	15	10302	241	106001	255
1001 01 07	9	1012 04 07	15	10303	241	106001C	255
1001 01 14	9	101303	260	103103	247	106002	255
1001 02 02	9	1014 01 02	16	103103C	247	106002C	255
1001 02 03	9	1014 01 03	16	103203	247	10601	249
1001 02 04	9	1014 01 04	16	103203C	247	10602	249
1001 02 05	9	1014 01 05	16	103303	248	1061004BC	283
1001 02 06	9	1014 01 07	16	103303C	248	106104C	283
1001 02 07	9	1014 02 02	16	103403	248	106200B	269
1001 02 14	9	1014 02 03	16	103403C	248	106301C	277
1001 02 16	9	1014 02 05	16	103503	248	106401C	277
100103-30	257	1014 02 07	16	103503C	248	106504BC	279
1001 03 02	8	101403	243	103600B	268	106504C	279
1001 03 03	8	101403C	243	103700B	268	106701C	262
1001 04 02	9	1014 04 02	16	103803	242	106763	262
1001 04 03	9	1014 04 03	16	103923	284	10701	249
1001 04 04	9	1014 04 05	16	103923-30	284	10702	249
1001 04 05	9	1014 04 07	16	103923-60	284	10801	249
1001 04 06	9	1015 01 02	24	103923C	284	10801C	249
1001 04 07	9	1015 01 07	24	104003	261	10802	249
1002 01 02	20	101503	243	104003C	261	10802C	249
1002 01 05	20	101503C	243	10401	241	10901	250
1002 01 07	20	1016 01 02	17	10402	241	10901B	250
1002 02 02	20	1016 01 04	17	10403	241	10901B-30	250
100203-30	257	1016 01 05	17	104103	272	10901BC	250
1003 01 07	10	1016 01 07	17	104103C	272	10901C	250
1003 02 07	10	101603	243	104203	272	10902	250
100303-30	257	101603-30	243	104203C	272	10902C	250
1003 04 07	10	101603C	243	104303	272	10903	250
1004 01 07	22	1016 04 02	17	104303C	272	10903C	250
1004 02 07	22	1016 04 04	17	104403	273	11001	250
100403-30	257	1016 04 05	17	104403C	273	11001C	250
1005 01 07	10	1016 04 07	17	104503	273	11002	250
1006 01 07	23	101703	243	104503C	273	11002C	250
100603-30	258	101703-30	243	104602C	246	1101 01 02	30
1007 01 00	11	101703C	243	104603C	246	1101 01 03	30
1007 01 01	11	1018 01 07	18	104700BC	206	1101 01 04	30
1007 01 02	11	101803	244	104700BC	206	1101 01 05	30
1007 01 04	11	101803C	244	104700BC	206	1101 01 06	30
1007 01 08	11	1019 01 07	26	104700BC	206	1101 01 07	30
1007 01 09	11	101903	244	104700BC	206	1101 01 14	30
1007 01 14	11	101903C	244	104700BC	206	1101 03 02	30
100703	259	1020 01 02	21	104700BC	206	1101 03 03	30
100703B	259	102003	244	10501	249	1101 03 04	30
1007 04 00	11	102003C	244	10502	249	1101 03 05	30
1007 04 01	11	10201	240	10503	249	1101 03 06	30
1007 04 08	11	10202	240	10504	249	1101 03 07	30
1007 04 09	11	1021 01 17	19	10505	249	1101 03 14	30
1007 04 14	11	1021 01 18	19	10506	249	1101 08 02	30
1008 01 02	13	102103	245	10507	249	1101 08 03	30
1008 01 03	13	102103-30	245	10508	249	1101 08 04	30
1008 01 05	13	102103-75	245	10509	249	1101 08 05	30
1008 01 07	13	102103C	245	10510	249	1101 08 06	30
1008 02 02	13	1022 02 02	27	105203	256	1101 08 07	30
1008 02 03	13	1022 02 05	27	105203C	256	1101 08 14	30
1008 02 05	13	1022 02 06	27	105303	273	1101 16 02	31
1008 02 07	13	1022 02 07	27	105303C	273	1101 16 03	31
100803	259	102203	245	105403	273	1101 16 04	31
1008 03 02	12	102203-30	245	105403C	273	1101 16 05	31
1008 03 03	12	102203C	245	105501	276	1101 16 06	31
100803B	259	102303	245	105501C	276	1101 16 07	31
1009 01 02	25	102303C	245	105600BC	282	1101 16 14	31
1009 01 07	25	102402	245	105604C	282	1101 17 02	31
100903-30	259	102403	245	105630BC	282	1101 17 03	31
1010 01 02	14	102403-30	245	105634C	282	1101 17 04	31
1010 01 05	14	102403C	245	105700BC	282	1101 17 05	31
1010 01 07	14	102503	246	105704C	282	1101 17 06	31
1010 02 02	14	102503-30	246	105801	242	1101 17 07	31
101003-30	260	102503C	246	105801C	242	1101 17 14	31
1010 04 02	14	102603	246	105802	242	1101 25 02	31
1010 04 05	14	102603C	246	105802C	242	1101 25 03	31
1010 04 07	14	102703	246	105901	254	1101 25 04	31
10101	240	102703C	246	105901B	254	1101 25 05	31
10102	240	102803	246	105901BC	254	1101 25 06	31
101103-30	260	102803C	246	105901C	254	1101 25 07	31
101103-60	260	102903	247	105902	254	1101 25 14	31
1012 01 02	15	102903C	247	105902C	254	1102 01 02	33

1102 01 03	33	1109 01 09	40	1114 08 08	53	1124 25 02	42
1102 03 02	33	1110 01 02	45	1114 08 09	53	1124 25 05	42
1102 03 03	33	1110 01 03	45	1114 16 05	53	1125 01 02	43
1102 08 02	33	1110 01 05	45	1114 16 06	53	1125 01 05	43
1102 08 03	33	1110 03 02	45	1114 16 07	53	1125 03 02	43
1102 16 02	33	1110 03 03	45	1114 16 08	53	1125 03 05	43
1102 16 03	33	1110 03 05	45	1114 16 09	53	1125 08 02	43
1102 17 02	33	1110 08 02	45	1114 17 05	53	1125 08 05	43
1102 17 03	33	1110 08 03	45	1114 17 06	53	1125 16 02	43
1102 25 02	33	1110 08 05	45	1114 17 07	53	1125 16 05	43
1102 25 03	33	1110 16 02	45	1114 17 08	53	1125 17 02	43
1103 01 02	34	1110 16 03	45	1114 17 09	53	1125 17 05	43
1103 01 05	34	1110 16 05	45	1114 25 05	53	1125 25 02	43
1103 01 07	34	1110 17 02	45	1114 25 06	53	1125 25 05	43
1103 03 02	34	1110 17 03	45	1114 25 07	53	1126 01 02	49
1103 03 05	34	1110 17 05	45	1114 25 08	53	1126 01 05	49
1103 03 07	34	11101	254	1114 25 09	53	1126 03 02	49
1103 08 02	34	11101-60	254	1115 01 07	51	1126 03 05	49
1103 08 05	34	11101B	254	1115 01 08	51	1128 01 02	59
1103 08 07	34	11101BC	254	1115 01 09	51	1128 01 05	59
1103 16 02	34	11101C	254	1115 03 07	51	1128 02 02	59
1103 16 05	34	1110 25 02	45	1115 03 08	51	1128 02 05	59
1103 16 07	34	1110 25 03	45	1115 03 09	51	1128 03 02	59
1103 17 02	34	1110 25 05	45	1116 01 07	54	1128 03 05	59
1103 17 05	34	11102	254	1116 01 08	54	1129 01 02	59
1103 17 07	34	11102-60	254	1116 01 09	54	1129 01 05	59
1103 25 02	34	11102C	254	1116 03 07	54	1129 02 02	59
1103 25 05	34	1111 01 02	46	1116 03 08	54	1129 02 05	59
1103 25 07	34	1111 01 03	46	1116 03 09	54	1129 03 02	59
1104 01 07	35	1111 01 05	46	1117 01 07	52	1129 03 05	59
1104 01 08	35	1111 03 02	46	1117 01 08	52	1130 03 00	68
1104 01 09	35	1111 03 03	46	1117 01 09	52	1130 04 00	68
1104 03 07	35	1111 03 05	46	1118 01 05	55	11301	285
1104 03 08	35	1111 08 02	46	1118 01 07	55	11302	285
1104 03 09	35	1111 08 03	46	1118 01 08	55	1131 03 00	68
1104 08 07	35	1111 08 05	46	1118 01 09	55	1131 04 00	68
1104 08 08	35	1111 16 02	46	1119 01 02	41	1132 01 02	58
1104 08 09	35	1111 16 03	46	1119 01 05	41	1132 01 05	58
1104 16 07	35	1111 16 05	46	1119 03 02	41	1132 02 02	58
1104 16 08	35	1111 17 02	46	1119 03 05	41	1132 02 05	58
1104 16 09	35	1111 17 03	46	1119 08 02	41	1132 03 02	58
1104 17 07	35	1111 17 05	46	1119 08 05	41	1132 03 05	58
1104 17 08	35	1111 25 02	46	1119 16 02	41	1133 01 02	58
1104 17 09	35	1111 25 03	46	1119 16 05	41	1133 01 05	58
1104 25 07	35	1111 25 05	46	1119 17 02	41	1133 02 02	58
1104 25 08	35	1112 01 02	48	1119 17 05	41	1133 02 05	58
1104 25 09	35	1112 01 04	48	1119 25 02	41	1133 03 02	58
1105 01 07	36	1112 01 05	48	1119 25 05	41	1133 03 05	58
1105 01 08	36	1112 03 02	48	1120 01 02	58	1134 01 02	59
1105 01 09	36	1112 03 04	48	1120 01 05	58	1134 01 05	59
1105 03 07	36	1112 03 05	48	1120 02 02	58	1134 02 02	59
1105 03 08	36	1113 01 07	50	1120 02 05	58	1134 02 05	59
1105 03 09	36	1113 01 08	50	1120 03 02	58	1134 03 02	59
1106 01 07	37	1113 01 09	50	1120 03 05	58	1134 03 05	59
1106 01 08	37	1113 03 07	50	11201	251	1135 01 02	59
1106 01 09	37	1113 03 08	50	11201C	251	1135 01 05	59
1107 01 07	38	1113 03 09	50	11202	251	1135 02 02	59
1107 01 08	38	1113 08 07	50	11202C	251	1135 02 05	59
1107 01 09	38	1113 08 08	50	1121 01 02	58	1135 03 02	59
1107 03 07	38	1113 08 09	50	1121 01 05	58	1135 03 05	59
1107 03 08	38	1113 16 07	50	1121 02 02	58	1136 03 00	69
1107 03 09	38	1113 16 08	50	1121 02 05	58	1136 04 00	69
1107 08 07	38	1113 16 09	50	1121 03 02	58	1136 04 00-FA	70
1107 08 08	38	1113 17 07	50	1121 03 05	58	1136 04 00-FB	70
1107 08 09	38	1113 17 08	50	1122 03 00	66	1136 04 00-FC	70
1107 16 07	38	1113 17 09	50	1122 03 10	67	1136 04 00-FD	70
1107 16 08	38	1113 25 07	50	1122 04 00	66	1140 01 17	63
1107 16 09	38	1113 25 08	50	1122 04 10	67	1140 01 19	63
1107 17 07	38	1113 25 09	50	1123 03 00	66	1140 03 17	63
1107 17 08	38	1114 01 05	53	1123 03 10	67	1140 03 19	63
1107 17 09	38	1114 01 06	53	1123 04 00	66	11401	285
1107 25 07	38	1114 01 07	53	1123 04 10	67	11402	285
1107 25 08	38	1114 01 08	53	1124 01 02	42	1141 01 17	63
1107 25 09	38	1114 01 09	53	1124 01 05	42	1141 01 19	63
1108 01 07	39	1114 03 05	53	1124 03 02	42	1141 03 17	63
1108 01 08	39	1114 03 06	53	1124 03 05	42	1141 03 19	63
1108 01 09	39	1114 03 07	53	1124 08 02	42	11501	286
1108 03 07	39	1114 03 08	53	1124 08 05	42	11502	286
1108 03 08	39	1114 03 09	53	1124 16 02	42	11510103	211
1108 03 09	39	1114 08 05	53	1124 16 05	42	11510105	211
1109 01 07	40	1114 08 06	53	1124 17 02	42	11520103	213
1109 01 08	40	1114 08 07	53	1124 17 05	42	11520105	213

11530103	214	1183 01 02	60	13301	251	150250	220
11530105	214	1183 01 05	60	13301C	251	150251	220
11540103	212	1183 02 02	60	13302	251	150252	220
11540105	212	1183 02 05	60	13302C	251	150253	220
1155 01 02	32	1183 03 02	60	13303	251	150254	220
1155 01 05	32	1183 03 05	60	13303C	251	150301	220
1155 03 02	32	1184 01 02	60	13304	251	150302	220
1155 03 05	32	1184 01 05	60	13304C	251	150303	220
1155 08 02	32	1184 02 02	60	13305B	251	150304	220
1155 08 05	32	1184 02 05	60	13305BC	251	150306	220
1156 01 02	47	1184 03 02	60	13306B	251	150307	220
1157 01 02	47	1184 03 05	60	13306BC	251	150308	220
1157 01 05	47	1185 01 02	60	13401	271	150350	220
1159 01 02	56	1185 01 05	60	13401C	271	150351	220
1159 01 05	56	1185 02 02	60	1348 Belt series	208	150352	220
1159 01 06	56	1185 02 05	60	13501	274	150353	220
1159 01 07	56	1185 03 02	60	13501C	274	150354	220
1159 01 08	56	1185 03 05	60	13502	274	150401	220
1159 01 09	56	1186 01 02	60	13502C	274	150402	220
1159 03 02	56	1186 01 05	60	13601	274	150403	220
1159 03 05	56	1186 02 02	60	13601C	274	150404	220
1159 03 06	56	1186 02 05	60	13602	274	150406	220
1159 03 07	56	1186 03 02	60	13602C	274	150407	220
1159 03 08	56	1186 03 05	60	13701	275	150408	220
1159 03 09	56	1187 01 06	61	13701B	275	150450	220
1160 01 02	56	1187 01 07	61	13701BC	275	150451	220
1160 01 05	56	1187 02 06	61	13701C	275	150452	220
1160 01 06	56	1187 02 07	61	13702	275	150453	220
1160 01 07	56	1187 03 06	61	13702C	275	150454	220
1160 01 08	56	1187 03 07	61	13711	275	150501	221
1160 01 09	56	1188 01 06	61	13711B	275	150502	221
1160 03 02	56	1188 01 07	61	13711BC	275	150503	221
1160 03 05	56	1188 02 06	61	13711C	275	150504	221
1160 03 06	56	1188 02 07	61	13720	275	150506	221
1160 03 07	56	1188 03 06	61	14001C	263	150507	221
1160 03 08	56	1188 03 07	61	14063	263	150508	221
1160 03 09	56	1189 01 06	61	14101C	264	150551	221
11601	286	1189 01 07	61	14163	264	150552	221
11602	286	1189 02 06	61	14201C	264	150553	221
1161 01 07	57	1189 02 07	61	14263	264	150554	221
1161 01 08	57	1189 03 06	61	14301C	264	150601	221
1161 01 09	57	1189 03 07	61	14363	264	150602	221
1161 03 07	57	11900103	215	14401C	265	150603	221
1161 03 08	57	11900105	215	14463	265	150604	221
1161 03 09	57	11901	262	14501C	265	150606	221
1162 01 07	57	11901B	262	14563	265	150607	221
1162 01 08	57	11901BC	262	14601C	263	150608	221
1162 01 09	57	11901C	262	14663	263	150651	221
1162 03 07	57	11963	262	14701	251	150652	221
1162 03 08	57	11963B	262	14701C	251	150653	221
1162 03 09	57	11967	262	14801	251	150654	221
1163 01 02	32	11967B	262	14801B	251	150701	221
1163 01 05	32	12001	262	14801BC	251	150702	221
1164 01 10	64	12001B	262	14801C	251	150703	221
1164 03 10	64	12001BC	262	14802	251	150704	221
1165 01 10	65	12001C	262	14802C	251	150706	221
1165 03 10	65	12063	262	14803C	251	150707	221
1166 01 02	47	12063B	262	14950	253	150708	221
1166 01 05	47	12067	262	14950C	253	150751	221
1170 01 19	44	12067B	262	14952	253	150752	221
1170 01 19	44	12101	262	14952C	253	150753	221
1170 01 20	44	12101B	262	15001	242	150754	221
1170 01 20	44	12101BC	262	15002	242	15101	267
1170 01 21	44	12101C	262	150101	220	15102	267
1170 01 21	44	12163	262	150102	220	15103	267
11701	276	12163B	262	150103	220	15104	267
11701C	276	12167	262	150104	220	15105	267
11702	276	12167B	262	150106	220	151101	223
11702C	276	12201C	263	150107	220	151102	223
11703	276	12263	263	150108	220	151103	223
11703C	276	12301C	263	150150	220	151104	223
1172 03 00	71	12363	263	150151	220	151106	223
1172 04 00	71	12401C	264	150152	220	151107	223
1173 03 00	71	12463	264	150153	220	151108	223
1173 04 00	71	12501C	265	150154	220	151150	223
1180 01 02	62	12563	265	150201	220	151151	223
11801	253	13001	266	150202	220	151152	223
11801C	253	13001C	266	150203	220	151153	223
11802	253	13002C	266	150204	220	151154	223
11802C	253	13101	266	150206	220	151201	223
1181 01 02	62	13101B	266	150207	220	151202	223
1182 01 02	62	13102	266	150208	220	151203	223

151204	223	152454	224	153307	226	154253	230
151206	223	152501	225	153308	226	154254	230
151207	223	152502	225	153350	226	154301	230
151208	223	152503	225	153351	226	154302	230
151250	223	152504	225	153352	226	154303	230
151251	223	152506	225	153354	226	154304	230
151252	223	152507	225	153401	226	154350	230
151253	223	152508	225	153402	226	154351	230
151254	223	152551	225	153403	226	154352	230
151301	223	152552	225	153404	226	154353	230
151302	223	152553	225	153406	226	154354	230
151303	223	152554	225	153407	226	154501	231
151304	223	152601	225	153408	226	154502	231
151306	223	152602	225	153450	226	154503	231
151307	223	152603	225	153451	226	154504	231
151308	223	152604	225	153452	226	154506	231
151350	223	152606	225	153453	226	154507	231
151351	223	152607	225	153454	226	154508	231
151352	223	152608	225	153501	227	154551	231
151353	223	15263	262	153502	227	154552	231
151354	223	152651	225	153503	227	154553	231
151401	223	152652	225	153504	227	154554	231
151402	223	152653	225	153506	227	154601	231
151403	223	152654	225	153507	227	154602	231
151404	223	152701	225	153508	227	154603	231
151406	223	152702	225	153551	227	154604	231
151407	223	152703	225	153552	227	154606	231
151408	223	152704	225	153553	227	154607	231
151450	223	152706	225	153554	227	154608	231
151451	223	152707	225	153601	227	154651	231
151452	223	152708	225	153602	227	154652	231
151453	223	152751	225	153603	227	154653	231
151454	223	152752	225	153604	227	154654	231
15201C	262	152753	225	153606	227	154701	231
152101	224	152754	225	153607	227	154702	231
152102	224	152801	225	153608	227	154703	231
152103	224	152802	225	153651	227	154704	231
152104	224	152803	225	153652	227	154706	231
152106	224	152804	225	153653	227	154707	231
152107	224	152806	225	153654	227	154708	231
152108	224	152807	225	153701	227	154751	231
152150	224	152808	225	153702	227	154752	231
152151	224	152851	225	153703	227	154753	231
152152	224	152852	225	153704	227	154754	231
152153	224	152853	225	153706	227	15501	271
152154	224	152854	225	153707	227	15501C	271
152201	224	15300	258	153708	227	155104	235
152202	224	15300-30	258	153751	227	155105	235
152203	224	15300C	258	153752	227	155106	235
152204	224	15302	258	153753	227	155107	235
152206	224	15302C	258	153754	227	155108	235
152207	224	15303	258	153801	227	155204	235
152208	224	15303-30	258	153802	227	155206	235
152250	224	153101	226	153803	227	155207	235
152251	224	153102	226	153804	227	155208	235
152252	224	153103	226	153806	227	155306	235
152253	224	153104	226	153807	227	155307	235
152254	224	153106	226	153808	227	155308	235
152301	224	153107	226	153851	227	155309	235
152302	224	153108	226	153852	227	155310	235
152303	224	153150	226	153853	227	155311	235
152304	224	153151	226	153854	227	155905	235
152306	224	153152	226	15401	271	155908	235
152307	224	153153	226	15401B	271	155909	235
152308	224	153154	226	15401BC	271	155910	235
152350	224	153201	226	15401C	271	155912	235
152351	224	153202	226	154101	230	15601	250
152352	224	153203	226	154102	230	15601C	250
152353	224	153204	226	154103	230	15602	250
152353	226	153206	226	154104	230	15602C	250
152354	224	153207	226	154150	230	156101	219
152401	224	153208	226	154151	230	156102	219
152402	224	153250	226	154152	230	156103	219
152403	224	153251	226	154153	230	156104	219
152404	224	153252	226	154154	230	156106	219
152406	224	153253	226	154201	230	156107	219
152407	224	153254	226	154202	230	156108	219
152408	224	153301	226	154203	230	156150	219
152450	224	153302	226	154204	230	156151	219
152451	224	153303	226	154250	230	156152	219
152452	224	153304	226	154251	230	156153	219
152453	224	153306	226	154252	230	156154	219

156201	219	15801	278	161010	235	162203E	232
156202	219	15801B	278	161012	235	162204E	232
156203	219	15801BC	278	16103	270	162206	232
156204	219	15801C	278	16103C	270	162207	232
156206	219	15802	278	161101	228	162250	233
156207	219	15802B	278	161102	228	162251	233
156208	219	15802BC	278	161103	228	162252	233
156250	219	15802C	278	161104	228	162253	233
156251	219	15803	278	161106	228	162254	233
156252	219	15803B	278	161107	228	162301	232
156253	219	15803BC	278	161108	228	162302	232
156254	219	15803C	278	161150	229	162303E	232
156301	219	158101E	222	161151	229	162304E	232
156302	219	158106E	222	161152	229	162306	232
156303	219	158150E	222	161153	229	162307	232
156304	219	158151E	222	161154	229	162308E	232
156306	219	158201E	222	161201	228	162308E	232
156307	219	158202E	222	161202	228	162350	233
156308	219	158206E	222	161203	228	162351	233
156350	219	158207E	222	161204	228	162352	233
156351	219	158250E	222	161206	228	162353	233
156352	219	158251E	222	161207	228	162354	233
156353	219	158252E	222	161208	228	16303	270
156354	219	158301	222	161250	229	16303C	270
156401	219	158301	222	161251	229	16313	270
156402	219	158302	222	161252	229	16313C	270
156403	219	158302	222	161253	229	16323	270
156404	219	158303	222	161254	229	16323C	270
156406	219	158303	222	161301	228	16324	270
156407	219	158304	222	161302	228	16324C	270
156408	219	158304	222	161303	228	16401	270
156450	219	158306	222	161304	228	16401C	270
156451	219	158306	222	161306	228	16501	270
156452	219	158307	222	161307	228	16501C	270
156453	219	158307	222	161308	228	16601	284
156454	219	158308	222	161350	229	16602	284
15699C	250	158308	222	161351	229	16603	284
15701	252	158350	222	161352	229	16604	284
15701C	252	158351	222	161353	229	16700B	269
15702	252	158352	222	161354	229	16700B-30	269
15702C	252	158353	222	161401	228	16700B-75	269
157101	234	158354	222	161402	228	16801B	268
157102	234	158450	222	161403	228	16802B	268
157103	234	158451	222	161404	228	16901B	268
157104	234	158452	222	161406	228	16902B	268
157150	234	158453	222	161407	228	17001B	268
157151	234	158454	222	161408	228	17002B	268
157152	234	15901	276	161450	229	17100B	269
157153	234	15901C	276	161451	229	17200B	269
157154	234	159896E	218	161452	229	17300B	269
157201	234	159936E	218	161453	229	17401	242
157202	234	16003	270	161454	229	17401C	242
157203	234	16003C	270	162001	232	17402	242
157204	234	160101E	218	162002	232	17402C	242
157250	234	160111E	218	162003E	232	17501	241
157251	234	160201E	218	162004E	232	17502	241
157252	234	160206E	218	162006	232	17601	240
157253	234	160301	218	162007	232	17602	240
157254	234	160302	218	162008E	232	17701	253
157301	234	160303	218	16202	270	17701B	253
157302	234	160304	218	16202C	270	17701BC	253
157303	234	160306	218	16203	270	17701C	253
157304	234	160307	218	16203C	270	17702	253
157350	234	160308	218	162050	233	17702-30	253
157351	234	160704	235	162051	233	17702C	253
157352	234	160705	235	162052	233	17801	254
157353	234	160706	235	162053	233	17801B	254
157354	234	160707	235	162054	233	17801BC	254
157401	234	160708	235	162101	232	17801C	254
157402	234	160804	235	162102	232	17802	254
157403	234	160806	235	162103E	232	17802C	254
157404	234	160807	235	162104E	232	17901	241
157450	234	160808	235	162106	232	17901C	241
157451	234	160906	235	162107	232	17902	241
157452	234	160907	235	162108E	232	17902-60	241
157453	234	160908	235	162150	233	17902C	241
157454	234	160909	235	162151	233	18003	256
15799C	252	160910	235	162152	233	18003C	256
15800	278	160911	235	162153	233	18103	256
15800B	278	161005	235	162154	233	18103C	256
15800BC	278	161008	235	162201	232	18200BC	279
15800C	278	161009	235	162202	232	18204C	279

18210BC	279	20701	296	22212	291	23104	298
18214C	279	20702	296	22213	291	23201	295
18301	284	20703	296	22251	291	23202	295
18301B	284	20704	296	22252	291	23203	295
18301BC	284	20705	296	22253	291	23204	295
18301C	284	20706	296	22261	291	30101	301
18401C	265	20707	296	22262	291	30102	301
18463	265	20708	296	22263	291	30103	301
18600BC	283	20709	296	22264	291	30104	301
18604C	283	20712	296	22301	291	30105	301
18720BC	281	20713	296	22302	291	30106	301
18724C	281	20714	296	22303	291	30201	301
18730BC	281	20801	294	22311	291	30202	301
18734C	281	20802	294	22312	291	30203	301
18740BC	281	20803	294	22313	291	30204	301
18744C	281	20901	294	22351	291	30205	301
18801	266	20902	294	22352	291	30206	301
18801C	266	20903	294	22353	291	30501	302
18900BC	280	21001	295	22361	291	30502	302
18904C	280	21002	295	22362	291	30503	302
18910BC	280	21003	295	22363	291	30504	302
18914C	280	21101	295	22364	291	30505	302
18920BC	280	21102	295	22401	292	30506	302
18924C	280	21103	295	22402	292	30601	302
18930BC	280	21301	296	22403	292	30602	302
18934C	280	21302	296	22411	292	30603	302
18940BC	280	21303	296	22412	292	30604	302
18944C	280	21501	297	22413	292	30605	302
19200B	269	21501Y	297	22451	292	30606	302
19320BC	281	21502	297	22452	292	30701	303
19324C	281	21503	297	22453	292	30702	303
19976	255	21503Y	297	22461	292	30703	303
19980	333	21504	297	22462	292	30704	303
19981	333	21505	297	22463	292	30705	303
19982	333	21505Y	297	22464	292	30706	303
19999	266	21506	297	22501	292	30709	303
20101	289	21506Y	297	22502	292	30710	303
20102	289	21507	297	22503	292	30801	303
20103	289	21508	297	22511	292	30802	303
20111	289	21508Y	297	22512	292	30803	303
20112	289	21701	297	22513	292	30804	303
20113	289	21702	297	22551	292	30805	303
20151	289	21703	297	22552	292	30806	303
20152	289	21704	297	22553	292	30901	304
20153	289	21705	297	22561	292	30902	304
20161	289	21901	288	22562	292	30903	304
20162	289	21902	288	22563	292	30904	304
20163	289	21903	288	22564	292	30905	304
20164	289	21911	288	22601	293	30906	304
20201	290	21912	288	22602	293	31001	304
20202	290	21913	288	22603	293	31002	304
20203	290	21951	288	22651	293	31003	304
20251	290	21952	288	22652	293	31004	304
20252	290	21953	288	22653	293	31005	304
20253	290	21961	288	22661	293	31006	304
20261	290	21962	288	22662	293	31101	305
20262	290	21963	288	22663	293	31102	305
20263	290	21964	288	22664	293	31103	305
20264	290	22001	288	22701	293	31104	305
20301	289	22002	288	22702	293	31105	305
20302	289	22003	288	22703	293	31106	305
20303	289	22011	288	22751	293	31109	305
20311	289	22012	288	22752	293	31110	305
20312	289	22013	288	22753	293	31201	305
20313	289	22051	288	22761	293	31202	305
20351	289	22052	288	22762	293	31203	305
20352	289	22053	288	22763	293	31204	305
20353	289	22061	288	22764	293	31205	305
20361	289	22062	288	22801	159	31206	305
20362	289	22064	288	22802	159	31301	307
20363	289	22064	288	22803	159	31302	307
20364	289	22101	297	22807	159	31303	307
20401	290	22101Y	297	22811	160	31311	307
20402	290	22102	297	22812	160	31312	307
20403	290	22102Y	297	22813	160	31313	307
20451	290	22103	297	22814	159	31401	307
20452	290	22104	297	22815	159	31402	307
20453	290	22104Y	297	22816	159	31403	307
20461	290	22201	291	23001	298	31409	307
20462	290	22202	291	23101	298	31410	307
20463	290	22203	291	23102	298	31411	307
20464	290	22211	291	23103	298	31412	307

31413	307	34902	318	36902SS	334	39703	338
31414	307	34903	318	36903	334	39860	306
31419	307	35001	318	36903SS	334	39861	306
31420	307	35002	318	37001	335	39862	306
31421	307	35003	318	37002	335	39870	306
31501	308	35101	318	37003	335	39871	306
31502	308	35102	318	37101	335	39872	306
31601	308	35103	318	37102	335	40101	348
31602	308	35151	318	37103	335	40102	348
31701	309	35152	318	37201	336	40105	348
31702	309	35153	318	37202	336	40201	348
31797	309	35201	318	37203	336	40202	348
31798	309	35202	318	37301	336	40203	348
31799	309	35203	318	37302	336	40204	348
31801	309	35251	318	37401	339	40205	348
31901	310	35252	318	37402	339	40206	348
32001	310	35253	318	37501	339	40301	349
32002	310	35301	329	37502	339	40302	349
32101	311	35302	329	37601	343	40303	349
32201	311	35303	329	37602	343	40304	349
32301	311	35401	329	37603	343	40305	349
32401	312	35402	329	37611	343	40306	349
32501	312	35403	329	37612	343	40401	349
32601	312	35501	329	37613	343	40402	349
32701	312	35502	329	37621	343	40405	349
32702	312	35503	329	37622	343	40701	350
32703	312	35601	320	37623	343	40702	350
32801	313	35602	320	37701	340	40801	350
32802	313	35603	320	37702	340	40901	351
32811	313	35701	320	37703	340	41001	352
32901	313	35702	320	37801	340	41002	352
32902	313	35703	320	37802	340	41101	352
32903	313	35800	328	37803	340	41102	352
32904	313	35802	322	37901	341	41301	355
32911	313	35804	322	37902	341	41302	355
32912	313	35806	322	37903	341	41303	355
32913	313	35900	328	38001	341	41401	356
33001	313	35902	323	38002	341	41402	356
33002	313	35904	323	38003	341	41501	358
33003	313	35906	323	38101	342	41502	358
33004	313	36000	328	38102	342	41503	358
33101	316	36002	324	38103	342	41504	358
33102	316	36004	324	38104	342	41505	358
33103	316	36006	324	38201	342	41506	358
33301	328	36100	328	38202	342	41507	358
33502	321	36102	325	38203	342	41508	358
33504	321	36104	325	38301	337	41509	358
33506	321	36106	325	38302	337	41510	358
33601	314	36201	328	38401	337	41511	358
33701	317	36202	328	38402	337	41512	358
33702	317	36203	328	38501	338	41513	358
33801	317	36301	330	38601	338	41514	358
33802	317	36302	330	38602	338	41515	358
33901	317	36303	330	38701	345	41516	358
33902	317	36304	330	38702	345	41517	358
33903	317	36311	332	38703	345	41518	358
34101	315	36312	332	38704	345	41519	358
34102	315	36401	322	38705	345	41520	358
34103	315	36421	327	38706	345	41521	358
34111	315	36422	327	38707	345	41522	358
34112	315	36423	327	38708	345	41523	358
34113	315	36501	323	38709	345	41524	358
34501	316	36521	327	38801	345	41525	358
34502	316	36522	327	38802	345	41526	358
34503	316	36523	327	38901	209	41527	358
34601	320	36601	324	38902	209	41528	358
34602	320	36621	326	39001	313	41529	358
34603	320	36622	326	39101	344	41530	358
34699	320	36623	326	39102	344	41531	358
34701	319	36701	325	39103	344	41532	358
34702	319	36721	326	39104	344	41533	358
34703	319	36722	326	39201	314	41534	358
34751	319	36723	326	39202	314	41535	358
34752	319	36801	334	39203	314	41536	358
34753	319	36801SS	334	39301	314	41537	358
34801	319	36802	334	39401	315	41538	358
34802	319	36802SS	334	39402	315	41539	358
34803	319	36803	334	39501	328	41540	358
34851	319	36803SS	334	39601	331	41541	358
34852	319	36901	334	39602	331	41542	358
34853	319	36901SS	334	39701	338	41543	358
34901	318	36902	334	39702	338	41544	358

41545	358	41634	359	42006	357	50550	74
41546	358	41635	359	42015	357	50551	74
41547	358	41636	359	42016	357	50552	74
41548	358	41637	359	42101	362	50553	74
41549	358	41638	359	42102	362	50554	74
41550	358	41639	359	42103	362	50601	74
41551	358	41640	359	42104	362	50602	74
41552	358	41641	359	42105	362	50603	74
41553	358	41642	359	42106	362	50604	74
41554	358	41643	359	42201	362	50650	74
41555	358	41644	359	42301	362	50651	74
41556	358	41645	359	42401	362	50652	74
41557	358	41646	359	42501	354	50653	74
41558	358	41647	359	42511	354	50654	74
41559	358	41648	359	42521	354	50701	74
41560	358	41649	359	42601	353	50702	74
41561	358	41650	359	42701	354	50703	74
41562	358	41651	359	42702	354	50704	74
41563	358	41652	359	42801	360	50750	74
41564	358	41653	359	42802	360	50751	74
41565	358	41654	359	42803	360	50752	74
41566	358	41655	359	42804	360	50753	74
41567	358	41656	359	42805	360	50754	74
41568	358	41657	359	42806	360	50801	75
41569	358	41658	359	42807	360	50802	75
41570	358	41659	359	42808	360	50803	75
41571	358	41660	359	42901	360	50804	75
41572	358	41661	359	42902	360	50851	75
41573	358	41662	359	43001	360	50852	75
41574	358	41663	359	43002	360	50853	75
41575	358	41664	359	50101	74	50854	75
41576	358	41665	359	50102	74	50901	75
41577	358	41666	359	50103	74	50902	75
41578	358	41667	359	50104	74	50903	75
41579	358	41668	359	50150	74	50904	75
41580	358	41669	359	50151	74	50951	75
41581	358	41670	359	50152	74	50952	75
41582	358	41671	359	50153	74	50953	75
41583	358	41672	359	50154	74	50954	75
41584	358	41673	359	50201	74	51001	75
41585	358	41674	359	50202	74	51002	75
41586	358	41675	359	50203	74	51003	75
41587	358	41676	359	50204	74	51004	75
41588	358	41677	359	50250	74	51051	75
41589	358	41678	359	50251	74	51052	75
41590	358	41679	359	50252	74	51053	75
41591	358	41680	359	50253	74	51054	75
41592	358	41681	359	50254	74	51101	76
41593	358	41682	359	50301	74	51102	76
41601	359	41683	359	50301G	87	51103	76
41602	359	41684	359	50302	74	51104	76
41603	359	41685	359	50302G	87	51150	76
41604	359	41686	359	50303	74	51151	76
41605	359	41687	359	50303G	87	51152	76
41606	359	41688	359	50304	74	51153	76
41607	359	41689	359	50304G	87	51154	76
41608	359	41690	359	50350	74	51201	76
41609	359	41701	355	50351	74	51202	76
41610	359	41702	355	50352	74	51203	76
41611	359	41801	361	50353	74	51204	76
41612	359	41802	361	50354	74	51250	76
41613	359	41803	361	50401	74	51251	76
41614	359	41804	361	50401G	87	51252	76
41615	359	41805	361	50402	74	51253	76
41616	359	41806	361	50402G	87	51254	76
41617	359	41807	361	50403	74	51301	76
41618	359	41808	361	50403G	87	51302	76
41619	359	41901	357	50404	74	51303	76
41620	359	41902	357	50404G	87	51304	76
41621	359	41903	357	50450	74	51350	76
41622	359	41904	357	50451	74	51351	76
41623	359	41905	357	50452	74	51352	76
41624	359	41906	357	50453	74	51353	76
41625	359	41913	357	50454	74	51354	76
41626	359	41914	357	50501	74	51401	76
41627	359	41915	357	50501G	87	51402	76
41628	359	41916	357	50502	74	51403	76
41629	359	42001	357	50502G	87	51404	76
41630	359	42002	357	50503	74	51450	76
41631	359	42003	357	50503G	87	51451	76
41632	359	42004	357	50504	74	51452	76
41633	359	42005	357	50504G	87	51453	76

51454	76	52301G	88	52951	79	53602	80
51501	76	52302	78	52952	79	53603	80
51502	76	52302G	88	52953	79	53604	80
51503	76	52303	78	52954	79	53650	80
51504	76	52303G	88	53001	79	53651	80
51550	76	52304	78	53001G	87	53652	80
51551	76	52304G	88	53002	79	53653	80
51552	76	5231 Belt series	189	53002G	87	53654	80
51553	76	5233 Belt series	191	53003	79	53701	80
51554	76	5234 Belt series	193	53003G	87	53701G	88
51601	76	52350	78	53004	79	53702	80
51602	76	52351	78	53004G	87	53702G	88
51603	76	52352	78	5301 Belt series	162/163	53703	80
51604	76	52353	78	53050	79	53703G	88
51650	76	52354	78	53051	79	53704	80
51651	76	5235 Belt series	192	53052	79	53704G	88
51652	76	5236 Belt series	190	53053	79	53750	80
51653	76	52401	78	53054	79	53751	80
51654	76	52401G	88	5306 Belt series	164	53752	80
51701	76	52402	78	53101	79	53753	80
51702	76	52402G	88	53101G	87	53754	80
51703	76	52403	78	53102	79	53801	80
51704	76	52403G	88	53102G	87	53801G	88
51750	76	52404	78	53103	79	53802	80
51751	76	52404G	88	53103G	87	53802G	88
51752	76	52450	78	53104	79	53803	80
51753	76	52451	78	53104G	87	53803G	88
51754	76	52452	78	5311 Belt series	158	53804	80
51801	77	52453	78	53150	79	53804G	88
51802	77	52454	78	53151	79	53850	80
51803	77	52501	78	53152	79	53851	80
51804	77	52501G	88	53153	79	53852	80
51851	77	52502	78	53154	79	53853	80
51852	77	52502G	88	53201	79	53854	80
51853	77	52503	78	53201G	87	53901	80
51854	77	52503G	88	53202	79	53901G	88
51901	77	52504	78	53202G	87	53902	80
51902	77	52504G	88	53203	79	53902G	88
51903	77	5251 Belt series	166	53203G	87	53903	80
51904	77	5253 Belt series	168	53204	79	53903G	88
51951	77	52550	78	53204G	87	53904	80
51952	77	52551	78	5321 Belt series	175	53904G	88
51953	77	52552	78	5323 Belt series	177	53950	80
51954	77	52553	78	5324 Belt series	179	53951	80
52001	77	52554	78	53250	79	53952	80
52002	77	5255 Belt series	169	53251	79	53953	80
52003	77	52601	78	53252	79	53954	80
52004	77	52602	78	53253	79	54001	80
5201 Belt series	153	52603	78	53254	79	54002	80
5202 Belt series	155	52604	78	5325 Belt series	178	54003	80
5203 Belt series	156	5261 Belt series	170	5326 Belt series	176	54004	80
5204 Belt series	157	5262 Belt series	171	53301	79	54050	80
52051	77	5263 Belt series	172	53302	79	54051	80
52052	77	52650	78	53303	79	54052	80
52053	77	52651	78	53304	79	54053	80
52054	77	52652	78	5331 Belt series	151	54054	80
5206 Belt series	154	52653	78	53350	79	54101	80
52101	78	52654	78	53351	79	54102	80
52102	78	5265 Belt series	173	53352	79	54103	80
52103	78	52701	78	53353	79	54104	80
52104	78	52702	78	53354	79	54150	80
52150	78	52703	78	53401	79	54151	80
52151	78	52704	78	53402	79	54152	80
52152	78	52750	78	53403	79	54153	80
52153	78	52751	78	53404	79	54154	80
52154	78	52752	78	5341 Belt series	195/196	54201	81
52201	78	52753	78	53450	79	54202	81
52202	78	52754	78	53451	79	54203	81
52203	78	52801	79	53452	79	54204	81
52204	78	52802	79	53453	79	5421 Belt series	202
5221 Belt series	181/182	52803	79	53454	79	5422 Belt series	203
5222 Belt series	184/185	52804	79	5346 Belt series	197	5423 Belt series	204
5223 Belt series	186	52850	79	53501	80	5424 Belt series	205
52250	78	52851	79	53502	80	54251	81
52251	78	52852	79	53503	80	54252	81
52252	78	52853	79	53504	80	54253	81
52253	78	52854	79	53550	80	54254	81
52254	78	52901	79	53551	80	54301	81
5225 Belt series	187	52902	79	53552	80	54302	81
5226 Belt series	167	52903	79	53553	80	54303	81
5226 Belt series	183	52904	79	53554	80	54304	81
52301	78	52950	79	53601	80	5431 Belt series	199

5433 Belt series	200	55254	84	56203	86	58251	89
54351	81	55301	84	56204	86	58252	89
54352	81	55302	84	56250	86	58253	89
54353	81	55303	84	56251	86	58254	89
54354	81	55304	84	56252	86	58301	89
54401	81	55350	84	56253	86	58302	89
54402	81	55351	84	56254	86	58303	89
54403	81	55352	84	56301	86	58304	89
54404	81	55353	84	56302	86	58350	89
54451	81	55354	84	56303	86	58351	89
54452	81	55401	84	56304	86	58352	89
54453	81	55402	84	56350	86	58353	89
54454	81	55403	84	56351	86	58354	89
54501	82	55404	84	56352	86	60100	94
54502	82	55450	84	56353	86	60101	94
54503	82	55451	84	56354	86	60102	94
54504	82	55452	84	56401	86	60103	94
54550	82	55453	84	56402	86	60104	94
54551	82	55454	84	56403	86	60200	94
54552	82	55501	85	56404	86	60201	94
54553	82	55502	85	56450	86	60202	94
54554	82	55503	85	56451	86	60203	94
54601	82	55504	85	56452	86	60204	94
54602	82	55551	85	56453	86	60300	94
54603	82	55552	85	56454	86	60301	94
54604	82	55553	85	56550	90	60302	94
54650	82	55554	85	56650	90	60303	94
54651	82	55601	85	56750	90	60304	94
54652	82	55602	85	56850	90	60400	94
54653	82	55603	85	57050E	90	60401	94
54654	82	55604	85	57150E	90	60402	94
54701	82	55651	85	57250E	90	60403	94
54702	82	55652	85	57301	91	60404	94
54703	82	55653	85	57302	91	60500	94
54704	82	55654	85	57303	91	60501	94
54750	82	55701	86	57304	91	60502	94
54751	82	55702	86	57350	91	60503	94
54752	82	55703	86	57351	91	60504	94
54753	82	55704	86	57352	91	60600	94
54754	82	55750	86	57353	91	60601	94
54801	82	55751	86	57354	91	60602	94
54802	82	55752	86	57401	91	60603	94
54803	82	55753	86	57402	91	60604	94
54804	82	55754	86	57403	91	60700	94
54850	82	55801	86	57404	91	60701	94
54851	82	55802	86	57450	91	60702	94
54852	82	55803	86	57451	91	60703	94
54853	82	55804	86	57452	91	60704	94
54854	82	55850	86	57453	91	60801	94
54901	83	55851	86	57454	91	60802	94
54902	83	55852	86	57501	91	60803	94
54903	83	55853	86	57502	91	60804	94
54904	83	55854	86	57503	91	60901	94
54951	83	55901	86	57504	91	60902	94
54952	83	55902	86	57550	91	60903	94
54953	83	55903	86	57551	91	60904	94
54954	83	55904	86	57552	91	61001	94
55001	83	55950	86	57553	91	61002	94
55002	83	55951	86	57554	91	61003	94
55003	83	55952	86	58001	89	61004	94
55004	83	55953	86	58002	89	61100	95
55051	83	55954	86	58003	89	61101	95
55052	83	56001	86	58004	89	61102	95
55053	83	56002	86	58050	89	61103	95
55054	83	56003	86	58051	89	61104	95
55101	84	56004	86	58052	89	61200	95
55102	84	56050	86	58053	89	61201	95
55103	84	56051	86	58054	89	61202	95
55104	84	56052	86	58101	89	61203	95
55150	84	56053	86	58102	89	61204	95
55151	84	56054	86	58103	89	61300	95
55152	84	56101	86	58104	89	61301	95
55153	84	56102	86	58150	89	61302	95
55154	84	56103	86	58151	89	61303	95
55201	84	56104	86	58152	89	61304	95
55202	84	56150	86	58153	89	61400	95
55203	84	56151	86	58154	89	61401	95
55204	84	56152	86	58201	89	61402	95
55250	84	56153	86	58202	89	61403	95
55251	84	56154	86	58203	89	61404	95
55252	84	56201	86	58204	89	61500	95
55253	84	56202	86	58250	89	61501	95

61502	95	63104	96	701 11 474	100	706 11 650	132
61503	95	63200	96	701 11 480	101	706 11 654	133
61504	95	63201	96	701 11 484	100	706 11 660	132
61600	95	63202	96	701 11 510	101	706 11 664	133
61601	95	63203	96	701 11 514	100	706 11 670	132
61602	95	63204	96	701 11 520	101	706 11 674	133
61603	95	63300	96	701 11 524	100	706 11 680	132
61604	95	63301	96	701 11 530	101	706 11 684	133
61700	95	63302	96	701 11 534	100	706 16 614	135
61701	95	63303	96	701 11 540	101	706 16 624	135
61702	95	63304	96	701 11 544	100	706 16 634	135
61703	95	63400	96	701 11 550	101	706 16 644	135
61704	95	63401	96	701 11 554	100	706 16 654	135
61800	96	63402	96	701 11 560	101	706 16 664	135
61801	96	63403	96	701 11 564	100	706 16 674	135
61802	96	63404	96	701 11 570	101	706 16 684	135
61803	96	63500	96	701 11 574	100	706 19 610	136
61804	96	63501	96	701 11 580	101	706 19 620	136
61900	96	63502	96	701 11 584	100	706 19 630	136
61901	96	63503	96	701 11 610	101	706 19 640	136
61902	96	63504	96	701 11 614	100	706 19 650	136
61903	96	701 11 110	101	701 11 620	101	706 19 660	136
61904	96	701 11 114	100	701 11 624	100	706 19 670	136
62000	96	701 11 120	101	701 11 630	101	706 19 680	136
62001	96	701 11 124	100	701 11 634	100	707 16 610	114
62002	96	701 11 130	101	701 11 640	101	707 18 610	114
62003	96	701 11 134	100	701 11 644	100	707 19 610	114
62004	96	701 11 140	101	701 11 650	101	708 18 610	117
62100	96	701 11 144	100	701 11 654	100	708 18 620	117
62101	96	701 11 150	101	701 11 660	101	708 18 630	117
62102	96	701 11 154	100	701 11 664	100	709 18 610	119
62103	96	701 11 160	101	701 11 670	101	709 19 610	119
62104	96	701 11 164	100	701 11 674	100	710 18 610	120
62200	96	701 11 170	101	701 11 680	101	710 19 610	120
62201	96	701 11 174	100	701 11 684	100	711 11 114	102
62202	96	701 11 180	101	702 16 614	106	711 11 124	102
62203	96	701 11 184	100	702 16 624	106	711 11 134	102
62204	96	701 11 210	101	702 16 634	106	711 11 144	102
62300	96	701 11 214	100	702 16 644	106	711 11 154	102
62301	96	701 11 220	101	702 16 654	106	711 11 164	102
62302	96	701 11 224	100	702 16 664	106	711 11 174	102
62303	96	701 11 230	101	702 16 674	106	711 11 184	102
62304	96	701 11 234	100	702 16 684	106	711 11 214	102
62400	96	701 11 240	101	703 15 114	105	711 11 224	102
62401	96	701 11 244	100	703 15 214	105	711 11 234	102
62402	96	701 11 250	101	703 15 314	105	711 11 244	102
62403	96	701 11 254	100	703 15 414	105	711 11 254	102
62404	96	701 11 260	101	703 15 514	105	711 11 264	102
62500	95	701 11 264	100	703 15 614	105	711 11 274	102
62501	95	701 11 270	101	703 18 115	105	711 11 284	102
62502	95	701 11 274	100	703 18 215	105	711 11 314	102
62503	95	701 11 280	101	703 18 315	105	711 11 324	102
62504	95	701 11 284	100	703 18 415	105	711 11 334	102
62600	95	701 11 310	101	703 18 515	105	711 11 344	102
62601	95	701 11 314	100	703 18 615	105	711 11 354	102
62602	95	701 11 320	101	703 19 110	105	711 11 364	102
62603	95	701 11 324	100	703 19 210	105	711 11 374	102
62604	95	701 11 330	101	703 19 310	105	711 11 384	102
62700	95	701 11 334	100	703 19 410	105	711 11 414	102
62701	95	701 11 340	101	703 19 510	105	711 11 424	102
62702	95	701 11 344	100	703 19 610	105	711 11 434	102
62703	95	701 11 350	101	704 13 615	111	711 11 444	102
62704	95	701 11 354	100	704 13 625	111	711 11 454	102
62800	95	701 11 360	101	704 13 635	111	711 11 464	102
62801	95	701 11 364	100	704 13 645	111	711 11 474	102
62802	95	701 11 370	101	704 13 655	111	711 11 484	102
62803	95	701 11 374	100	705 11 610	125	711 11 514	102
62804	95	701 11 380	101	705 11 620	125	711 11 524	102
62900	96	701 11 384	100	705 11 630	125	711 11 534	102
62901	96	701 11 410	101	705 11 640	125	711 11 544	102
62902	96	701 11 414	100	705 11 650	125	711 11 554	102
62903	96	701 11 420	101	705 11 660	125	711 11 564	102
62904	96	701 11 424	100	705 11 670	125	711 11 574	102
63000	96	701 11 430	101	705 11 680	125	711 11 584	102
63001	96	701 11 434	100	706 11 610	132	711 11 614	102
63002	96	701 11 440	101	706 11 614	133	711 11 624	102
63003	96	701 11 444	100	706 11 620	132	711 11 634	102
63004	96	701 11 450	101	706 11 624	133	711 11 644	102
63100	96	701 11 454	100	706 11 630	132	711 11 654	102
63101	96	701 11 460	101	706 11 634	133	711 11 664	102
63102	96	701 11 464	100	706 11 640	132	711 11 674	102
63103	96	701 11 470	101	706 11 644	133	711 11 684	102

712 11 114	103	717 13 634	115	723 29 632	140	729 29 612	141
712 11 124	103	717 13 644	115	723 29 642	140	729 29 622	141
712 11 134	103	718 16 614	116	724 23 612	140	729 29 632	141
712 11 144	103	718 16 624	116	724 23 622	140	729 29 642	141
712 11 154	103	718 16 634	116	724 23 632	140	730 11 115	104
712 11 164	103	719 19 614	118	724 23 642	140	730 11 125	104
712 11 174	103	719 19 624	118	724 27 612	140	730 11 135	104
712 11 184	103	719 19 634	118	724 27 622	140	730 11 145	104
712 11 214	103	720 21 612	139	724 27 632	140	730 11 155	104
712 11 224	103	720 21 622	139	724 27 642	140	730 11 165	104
712 11 234	103	720 21 632	139	724 29 612	140	730 11 175	104
712 11 244	103	720 21 642	139	724 29 622	140	730 11 185	104
712 11 254	103	720 21 652	139	724 29 632	140	730 11 215	104
712 11 264	103	720 21 662	139	724 29 642	140	730 11 225	104
712 11 274	103	720 23 612	139	725 23 612	140	730 11 235	104
712 11 284	103	720 23 622	139	725 23 622	140	730 11 245	104
712 11 314	103	720 23 632	139	725 23 632	140	730 11 255	104
712 11 324	103	720 23 642	139	725 23 642	140	730 11 265	104
712 11 334	103	720 23 652	139	725 27 612	140	730 11 275	104
712 11 344	103	720 23 662	139	725 27 622	140	730 11 285	104
712 11 354	103	720 27 612	139	725 27 632	140	730 11 315	104
712 11 364	103	720 27 622	139	725 27 642	140	730 11 325	104
712 11 374	103	720 27 632	139	725 29 612	140	730 11 335	104
712 11 384	103	720 27 642	139	725 29 622	140	730 11 345	104
712 11 414	103	720 27 652	139	725 29 632	140	730 11 355	104
712 11 424	103	720 27 662	139	725 29 642	140	730 11 365	104
712 11 434	103	720 29 612	139	726 21 612	141	730 11 375	104
712 11 444	103	720 29 622	139	726 21 622	141	730 11 385	104
712 11 454	103	720 29 632	139	726 21 632	141	730 11 415	104
712 11 464	103	720 29 642	139	726 21 642	141	730 11 425	104
712 11 474	103	720 29 652	139	726 23 612	141	730 11 435	104
712 11 484	103	720 29 662	139	726 23 622	141	730 11 445	104
712 11 514	103	721 21 612	139	726 23 632	141	730 11 455	104
712 11 524	103	721 21 622	139	726 23 642	141	730 11 465	104
712 11 534	103	721 21 632	139	726 27 612	141	730 11 475	104
712 11 544	103	721 21 642	139	726 27 622	141	730 11 485	104
712 11 554	103	721 21 652	139	726 27 632	141	730 11 515	104
712 11 564	103	721 21 662	139	726 27 642	141	730 11 525	104
712 11 574	103	721 23 612	139	726 29 612	141	730 11 535	104
712 11 584	103	721 23 622	139	726 29 622	141	730 11 545	104
712 11 614	103	721 23 632	139	726 29 632	141	730 11 555	104
712 11 624	103	721 23 642	139	726 29 642	141	730 11 565	104
712 11 634	103	721 23 652	139	727 21 612	140	730 11 575	104
712 11 644	103	721 23 662	139	727 21 622	140	730 11 585	104
712 11 654	103	721 27 612	139	727 21 632	140	730 11 615	104
712 11 664	103	721 27 622	139	727 21 642	140	730 11 625	104
712 11 674	103	721 27 632	139	727 27 612	140	730 11 635	104
712 11 684	103	721 27 642	139	727 27 622	140	730 11 645	104
712 19 614	109	721 27 652	139	727 27 632	140	730 11 655	104
712 19 624	109	721 27 662	139	727 27 642	140	730 11 665	104
712 19 634	109	721 29 612	139	727 29 612	140	730 11 675	104
712 19 644	109	721 29 622	139	727 29 622	140	730 11 685	104
712 19 654	109	721 29 632	139	727 29 632	140	731 13 610	112
712 19 664	109	721 29 642	139	727 29 642	140	731 13 620	112
712 19 674	109	721 29 652	139	728 21 612	141	731 13 630	112
712 19 684	109	721 29 662	139	728 21 622	141	731 13 640	112
713 16 614	107	722 21 612	139	728 21 632	141	731 13 650	112
713 16 624	107	722 21 622	139	728 21 642	141	731 13 660	112
713 16 634	107	722 21 632	139	728 23 612	141	731 13 670	112
713 16 644	107	722 21 642	139	728 23 622	141	731 13 680	112
713 16 654	107	722 23 612	139	728 23 632	141	732 11 114	126
713 16 664	107	722 23 622	139	728 23 642	141	732 11 124	126
713 16 674	107	722 23 632	139	728 27 612	141	732 11 134	126
713 16 684	107	722 23 642	139	728 27 622	141	732 11 144	126
714 16 614	108	722 27 612	139	728 27 632	141	732 11 154	126
714 16 624	108	722 27 622	139	728 27 642	141	732 11 164	126
714 16 634	108	722 27 632	139	728 29 612	141	732 11 174	126
714 16 644	108	722 27 642	139	728 29 622	141	732 11 184	126
714 16 654	108	722 29 612	139	728 29 632	141	732 11 214	126
714 16 664	108	722 29 622	139	728 29 642	141	732 11 224	126
714 16 674	108	722 29 632	139	729 21 612	141	732 11 234	126
714 16 684	108	722 29 642	139	729 21 622	141	732 11 244	126
715 11 615	110	723 21 612	140	729 21 632	141	732 11 254	126
715 11 625	110	723 21 622	140	729 21 642	141	732 11 264	126
715 11 635	110	723 21 632	140	729 23 612	141	732 11 274	126
715 11 645	110	723 21 642	140	729 23 622	141	732 11 284	126
715 11 655	110	723 27 612	140	729 23 632	141	732 11 314	126
716 13 615	113	723 27 622	140	729 23 642	141	732 11 324	126
716 13 625	113	723 27 632	140	729 27 612	141	732 11 334	126
716 13 635	113	723 27 642	140	729 27 622	141	732 11 344	126
717 13 614	115	723 29 612	140	729 27 632	141	732 11 354	126
717 13 624	115	723 29 622	140	729 27 642	141	732 11 364	126

732 11 374	126	733 11 614	127	770 33 652	143	802 21	365
732 11 384	126	733 11 624	127	770 33 662	143	802 22	365
732 11 414	126	733 11 634	127	770 37 612	143	802 32	365
732 11 424	126	733 11 644	127	770 37 622	143	803 00	368
732 11 434	126	733 11 654	127	770 37 632	143	803 00 L	368
732 11 444	126	733 11 664	127	770 37 642	143	803 00 SS	368
732 11 454	126	733 11 674	127	770 37 652	143	803 01	368
732 11 464	126	733 11 684	127	770 37 662	143	803 01 L	368
732 11 474	126	734 11 614	130	770 39 612	143	803 01 SS	368
732 11 484	126	734 11 624	130	770 39 622	143	803 02	368
732 11 514	126	734 11 634	130	770 39 632	143	803 02 L	368
732 11 524	126	734 11 644	130	770 39 642	143	803 02 SS	368
732 11 534	126	734 13 614	131	770 39 652	143	803 03	368
732 11 544	126	734 13 624	131	770 39 662	143	803 03 L	368
732 11 554	126	734 13 634	131	781 18 610	121	803 03 SS	368
732 11 564	126	734 13 644	131	782 18 610	123	803 04	368
732 11 574	126	735 11 614	134	783 18 610	124	803 04 L	368
732 11 584	126	735 11 624	134	783 19 610	124	803 04 SS	368
732 11 614	126	735 11 634	134	784 18 110	122	803 10	368
732 11 624	126	735 11 644	134	784 18 210	122	803 10 L	368
732 11 634	126	735 11 654	134	784 18 310	122	803 10 SS	368
732 11 644	126	735 11 664	134	784 18 410	122	803 11	368
732 11 654	126	735 11 674	134	784 18 510	122	803 11 L	368
732 11 664	126	735 11 684	134	784 18 610	122	803 11 SS	368
732 11 674	126	736 11 614	137	784 19 110	122	803 12	368
732 11 684	126	736 11 624	137	784 19 210	122	803 12 L	368
732 16 614	128	736 11 634	137	784 19 310	122	803 12 SS	368
732 16 624	128	736 11 644	137	784 19 410	122	803 13	368
732 16 634	128	736 13 614	138	784 19 510	122	803 13 L	368
732 16 644	128	736 13 624	138	784 19 610	122	803 13 SS	368
732 16 654	128	736 13 634	138	790 23 010	144	803 14	368
732 16 664	128	736 13 644	138	790 24 010	144	803 14 L	368
732 16 674	128	737 21 612	141	790 26 010	144	803 14 SS	368
732 16 684	128	737 21 622	141	791 24 010	145	803 21	368
732 19 610	129	737 21 632	141	791 26 010	145	803 21 L	368
732 19 620	129	737 21 642	141	791 27 010	145	803 21 SS	368
732 19 630	129	737 23 612	141	791 28 010	145	803 22	368
732 19 640	129	737 23 622	141	792 23 010	146	803 22 L	368
732 19 650	129	737 23 632	141	792 24 010	146	803 22 SS	368
732 19 660	129	737 23 642	141	792 25 010	146	803 32	368
732 19 670	129	737 27 612	141	792 26 010	146	803 32 L	368
732 19 680	129	737 27 622	141	792 27 010	146	803 32 SS	368
733 11 114	127	737 27 632	141	792 28 010	146	804 00	368
733 11 124	127	737 27 642	141	793 21 010	147	804 00 L	368
733 11 134	127	737 29 612	141	793 22 010	147	804 00 SS	368
733 11 144	127	737 29 622	141	794 20 010	148	804 01	368
733 11 154	127	737 29 632	141	801 00	365	804 01 L	368
733 11 164	127	737 29 642	141	801 00 SS	365	804 01 SS	368
733 11 174	127	738 21 612	141	801 01	365	804 02	368
733 11 184	127	738 21 622	141	801 01 SS	365	804 02 L	368
733 11 214	127	738 23 612	141	801 02	365	804 02 SS	368
733 11 224	127	738 23 622	141	801 02 SS	365	804 03	368
733 11 234	127	738 27 612	141	801 03	365	804 03 L	368
733 11 244	127	738 27 622	141	801 03 SS	365	804 03 SS	368
733 11 254	127	738 29 612	141	801 04	365	804 04	368
733 11 264	127	738 29 622	141	801 04 SS	365	804 04 L	368
733 11 274	127	739 21 612	141	801 10	365	804 04 SS	368
733 11 284	127	739 21 622	141	801 10 SS	365	804 10	368
733 11 314	127	739 23 612	141	801 11	365	804 10 L	368
733 11 324	127	739 23 622	141	801 11 SS	365	804 10 SS	368
733 11 334	127	739 27 612	141	801 12	365	804 11	368
733 11 344	127	739 27 622	141	801 12 SS	365	804 11 L	368
733 11 354	127	739 29 612	141	801 13	365	804 11 SS	368
733 11 364	127	739 29 622	141	801 13 SS	365	804 12	368
733 11 374	127	740 20 612	142	801 14	365	804 12 L	368
733 11 384	127	740 21 612	142	801 14 SS	365	804 12 SS	368
733 11 414	127	741 20 612	142	801 21	365	804 13	368
733 11 424	127	741 21 612	142	801 21 SS	365	804 13 L	368
733 11 434	127	742 20 612	142	801 22	365	804 13 SS	368
733 11 444	127	742 21 612	142	801 22 SS	365	804 14	368
733 11 454	127	743 20 612	142	801 32	365	804 14 L	368
733 11 464	127	743 21 612	142	801 32 SS	365	804 14 SS	368
733 11 474	127	770 31 612	143	802 00	365	804 21	368
733 11 484	127	770 31 622	143	802 01	365	804 21 L	368
733 11 514	127	770 31 632	143	802 02	365	804 21 SS	368
733 11 524	127	770 31 642	143	802 03	365	804 22	368
733 11 534	127	770 31 652	143	802 04	365	804 22 L	368
733 11 544	127	770 31 662	143	802 10	365	804 22 SS	368
733 11 554	127	770 33 612	143	802 11	365	804 32	368
733 11 564	127	770 33 622	143	802 12	365	804 32 L	368
733 11 574	127	770 33 632	143	802 13	365	804 32 SS	368
733 11 584	127	770 33 642	143	802 14	365	805 00	368

805 01	368	811 04	374	825 04 SS	369	833 04	375
805 02	368	811 13	374	825 10	369	833 04 H	381
805 03	368	811 14	374	825 10 L	369	833 13	375
805 04	368	812 01	374	825 10 SS	369	834 00	377
805 10	368	812 02	374	825 11	369	834 00 SS	377
805 11	368	812 03	374	825 11 L	369	834 01	377
805 12	368	812 04	374	825 11 SS	369	834 01 SS	377
805 13	368	812 13	374	825 12	369	834 02	377
805 14	368	812 14	374	825 12 H	381	834 02 SS	377
805 21	368	813 00	385	825 12 L	369	835 00	377
805 22	368	813 01	385	825 12 LH	381	835 01	377
805 32	368	813 02	385	825 12 SS	369	835 02	377
806 00	368	813 03	385	825 13	369	836 00	379
806 01	368	813 04	385	825 13 L	369	836 00 L	379
806 02	368	814 00	385	825 13 SS	369	836 00 SS	379
806 03	368	814 01	385	826 04	369	836 01	379
806 04	368	814 02	385	826 04 H	381	836 01 L	379
806 10	368	814 03	385	826 10	369	836 01 SS	379
806 11	368	814 04	385	826 11	369	836 02	379
806 12	368	815 00	385	826 12	369	836 02 L	379
806 13	368	815 01	385	826 12 H	381	836 02 SS	379
806 14	368	815 02	385	826 13	369	837 00	379
806 21	368	815 03	385	827 04	369	837 00 L	379
806 22	368	815 04	385	827 04 H	381	837 00 SS	379
806 32	368	816 00	385	827 10	369	837 01	379
807 01	371	816 01	385	827 11	369	837 01 L	379
807 01 SS	371	816 02	385	827 12	369	837 01 SS	379
807 02	371	816 03	385	827 12 H	381	837 02	379
807 02 SS	371	816 04	385	827 13	369	837 02 L	379
807 03	371	817 00	387	828 01	372	837 02 SS	379
807 03 SS	371	817 01	387	828 01 SS	372	838 00	379
807 04	371	817 02	387	828 02	372	838 01	379
807 04 SS	371	817 03	387	828 02 SS	372	838 02	379
807 13	371	817 04	387	828 04	372	839 00	379
807 13 SS	371	819 00	387	828 04 SS	372	839 01	379
807 14	371	819 01	387	828 13	372	839 02	379
807 14 SS	371	819 02	387	828 13 SS	372	845 04	383
808 01	371	819 03	387	829 01	372	845 04 L	383
808 02	371	819 04	387	829 02	372	845 04 SS	383
808 03	371	821 00	387	829 04	372	846 04	383
808 04	371	821 01	387	829 13	372	846 04 L	383
808 13	371	821 02	387	830 01	375	846 04 SS	383
808 14	371	821 03	387	830 01 L	375	847 04	383
809 01	374	821 04	387	830 01 SS	375	848 04	383
809 01 L	374	822 04	366	830 02	375	849 04	383
809 01 SS	374	822 04 SS	366	830 02 H	381	849 04 L	383
809 02	374	822 10	366	830 02 L	375	849 04 SS	383
809 02 L	374	822 10 SS	366	830 02 LH	381	850 04	383
809 02 SS	374	822 11	366	830 02 SS	375	850 04 L	383
809 03	374	822 11 SS	366	830 04	375	850 04 SS	383
809 03 L	374	822 12	366	830 04 H	381	851 04	383
809 03 SS	374	822 12 SS	366	830 04 L	375	852 04	383
809 04	374	822 13	366	830 04 LH	381	890 01	365/366/371/372/377
809 04 L	374	822 13 SS	366	830 04 SS	375	890 02	365/366/371/372/377
809 04 SS	374	823 04	366	830 13	375	890 03	365/366/371/372
809 13	374	823 10	366	830 13 L	375	890 04	365/366
809 13 L	374	823 11	366	830 13 SS	375	890 05	365
809 13 SS	374	823 12	366	831 01	375	898 01	385
809 14	374	823 13	366	831 01 L	375	898 02	385
809 14 L	374	824 04	369	831 01 SS	375	898 03	385
809 14 SS	374	824 04 H	381	831 02	375	898 04	385
810 01	374	824 04 L	369	831 02 H	381	898 05	385
810 01 L	374	824 04 LH	381	831 02 L	375	901 01	391
810 01 SS	374	824 04 SS	369	831 02 LH	381	901 01 Z	391
810 02	374	824 10	369	831 02 SS	375	901 02	391
810 02 L	374	824 10 L	369	831 04	375	901 02 Z	391
810 02 SS	374	824 10 SS	369	831 04 H	381	901 03	391
810 03	374	824 11	369	831 04 L	375	901 03 Z	391
810 03 L	374	824 11 L	369	831 04 LH	381	902 01	391
810 03 SS	374	824 11 SS	369	831 04 SS	375	902 01 Z	391
810 04	374	824 12	369	831 13	375	902 02	391
810 04 L	374	824 12 H	381	831 13 L	375	902 02 Z	391
810 04 SS	374	824 12 L	369	831 13 SS	375	902 03	391
810 13	374	824 12 LH	381	832 01	375	902 03 Z	391
810 13 L	374	824 12 SS	369	832 02	375	903 01	391
810 13 SS	374	824 13	369	832 02 H	381	903 01 H	391
810 14	374	824 13 L	369	832 04	375	903 01 Z	391
810 14 L	374	824 13 SS	369	832 04 H	381	903 01 ZH	391
810 14 SS	374	825 04	369	832 13	375	903 02	391
811 01	374	825 04 H	381	833 01	375	903 02 H	391
811 02	374	825 04 L	369	833 02	375	903 02 Z	391
811 03	374	825 04 LH	381	833 02 H	381	903 02 ZH	391

903 03	391	912 02 H	395	924 01	403	943 51 ZH	397
903 03 H	391	912 02 Z	395	924 02	403	943 52 H	397
903 03 Z	391	912 02 ZH	395	924 03	403	943 52 ZH	397
903 03 ZH	391	912 03	395	925 01	404	943 53 H	397
904 01	391	912 03 H	395	925 02	404	943 53 ZH	397
904 01 Z	391	912 03 Z	395	925 03	404	944 01 H	397
904 02	391	912 03 ZH	395	926 01	404	944 01 ZH	397
904 02 Z	391	913 01	395	926 02	404	944 02 H	397
904 03	391	913 01 H	395	926 03	404	944 02 ZH	397
904 03 Z	391	913 01 Z	395	927 01	404	944 03 H	397
905 01	391	913 01 ZH	395	927 02	404	944 03 ZH	397
905 01 Z	391	913 02	395	927 03	404	944 51 H	397
905 02	391	913 02 H	395	928 01	404	944 51 ZH	397
905 02 Z	391	913 02 Z	395	928 02	404	944 52 H	397
905 03	391	913 02 ZH	395	928 03	404	944 52 ZH	397
905 03 Z	391	913 03	395	929 01	404	944 53 H	397
906 01	391	913 03 H	395	929 02	404	944 53 ZH	397
906 01 H	391	913 03 Z	395	929 03	404	945 01 H	397
906 01 Z	391	913 03 ZH	395	930 01	404	945 01 ZH	397
906 01 ZH	391	914 01	395	930 02	404	945 02 H	397
906 02	391	914 01 H	395	930 03	404	945 02 ZH	397
906 02 H	391	914 01 Z	395	931 02	401	945 03 H	397
906 02 Z	391	914 01 ZH	395	931 02 Z	401	945 03 ZH	397
906 02 ZH	391	914 02	395	931 03	401	945 51 H	397
906 03	391	914 02 H	395	931 03 Z	401	945 51 ZH	397
906 03 H	391	914 02 Z	395	931 52	401	945 52 H	397
906 03 Z	391	914 02 ZH	395	931 52 H	401	945 52 ZH	397
906 03 ZH	391	914 03	395	931 52 Z	401	945 53 H	397
907 01	391	914 03 H	395	931 52 ZH	401	945 53 ZH	397
907 01 Z	391	914 03 Z	395	931 53	401	946 01 H	397
907 02	391	914 03 ZH	395	931 53 H	401	946 01 ZH	397
907 02 Z	391	915 01	395	931 53 Z	401	946 02 H	397
907 03	391	915 01 Z	395	931 53 ZH	401	946 02 ZH	397
907 03 Z	391	915 02	395	932 02	401	946 03 H	397
908 01	391	915 02 Z	395	932 02 Z	401	946 03 ZH	397
908 01 H	391	915 03	395	932 03	401	946 51 H	397
908 01 Z	391	915 03 Z	395	932 03 Z	401	946 51 ZH	397
908 01 ZH	391	916 01	395	932 52	401	946 52 H	397
908 02	391	916 01 H	395	932 52 H	401	946 52 ZH	397
908 02 H	391	916 01 Z	395	932 52 Z	401	946 53 H	397
908 02 Z	391	916 01 ZH	395	932 52 ZH	401	946 53 ZH	397
908 02 ZH	391	916 02	395	932 53	401	947 01 H	397
908 03	391	916 02 H	395	932 53 H	401	947 01 ZH	397
908 03 H	391	916 02 Z	395	932 53 Z	401	947 02 H	397
908 03 Z	391	916 02 ZH	395	932 53 ZH	401	947 02 ZH	397
908 03 ZH	391	916 03	395	933 02	401	947 03 H	397
908 10 PH	393	916 03 H	395	933 02 Z	401	947 03 ZH	397
909 01	391	916 03 Z	395	933 03	401	947 51 H	397
909 01 H	391	916 03 ZH	395	933 03 Z	401	947 51 ZH	397
909 01 Z	391	917 01	395	933 52	401	947 52 H	397
909 01 ZH	391	917 01 H	395	933 52 H	401	947 52 ZH	397
909 02	391	917 01 Z	395	933 52 Z	401	947 53 H	397
909 02 H	391	917 01 ZH	395	933 52 ZH	401	947 53 ZH	397
909 02 Z	391	917 02	395	933 53	401	948 01 H	399
909 02 ZH	391	917 02 H	395	933 53 H	401	948 01 ZH	399
909 03	391	917 02 Z	395	933 53 Z	401	948 02 H	399
909 03 H	391	917 02 ZH	395	933 53 ZH	401	948 02 ZH	399
909 03 Z	391	917 03	395	934 01	407	948 03 H	399
909 03 ZH	391	917 03 H	395	934 02	407	948 03 ZH	399
910 01	395	917 03 Z	395	934 03	407	948 51 H	399
910 01 Z	395	917 03 ZH	395	935 01	407	948 51 ZH	399
910 02	395	918 01	395	935 02	407	948 52 H	399
910 02 Z	395	918 01 Z	395	935 03	407	948 52 ZH	399
910 03	395	918 02	395	936 01	407	948 53 H	399
910 03 Z	395	918 02 Z	395	936 02	407	948 53 ZH	399
911 01	395	918 03	395	936 03	407	949 01 H	399
911 01 H	395	918 03 Z	395	937 01	407	949 01 ZH	399
911 01 Z	395	919 01	403	937 02	407	949 02 H	399
911 01 ZH	395	919 02	403	937 03	407	949 02 ZH	399
911 02	395	919 03	403	938 01	407	949 03 H	399
911 02 H	395	920 01	403	938 02	407	949 03 ZH	399
911 02 Z	395	920 02	403	938 03	407	949 51 H	399
911 02 ZH	395	920 03	403	939 01	407	949 51 ZH	399
911 03	395	921 01	403	939 02	407	949 52 H	399
911 03 H	395	921 02	403	939 03	407	949 52 ZH	399
911 03 Z	395	921 03	403	943 01 H	397	949 53 H	399
911 03 ZH	395	922 01	403	943 01 ZH	397	949 53 ZH	399
912 01	395	922 02	403	943 02 H	397	950 01 H	399
912 01 H	395	922 03	403	943 02 ZH	397	950 01 ZH	399
912 01 Z	395	923 01	403	943 03 H	397	950 02 H	399
912 01 ZH	395	923 02	403	943 03 ZH	397	950 02 ZH	399
912 02	395	923 03	403	943 51 H	397	950 03 H	399

950 03 ZH	399	957 03	393	973 03	403
950 51 H	399	957 03 H	393	974 01	403
950 51 ZH	399	957 03 Z	393	974 02	403
950 52 H	399	957 03 ZH	393	974 03	403
950 52 ZH	399	957 10 PH	393	975 01	404
950 53 H	399	958 01 H	401	975 02	404
950 53 ZH	399	958 01 ZH	401	975 03	404
951 01 H	399	958 02 H	401	976 01	404
951 01 ZH	399	958 02 ZH	401	976 02	404
951 02 H	399	958 03 H	401	976 03	404
951 02 ZH	399	958 03 ZH	401	977 02	404
951 03 H	399	958 51 H	401	977 03	404
951 03 ZH	399	958 51 ZH	401	977 04	404
951 51 H	399	958 52 H	401	978 01	405
951 51 ZH	399	958 52 ZH	401	978 02	405
951 52 H	399	958 53 H	401	978 03	405
951 52 ZH	399	958 53 ZH	401	979 02	405
951 53 H	399	959 01 H	401	979 03	405
951 53 ZH	399	959 01 ZH	401	979 04	405
952 01 H	399	959 02 H	401	980 03	405
952 01 ZH	399	959 02 ZH	401	980 04	405
952 02 H	399	959 03 H	401	980 05	405
952 02 ZH	399	959 03 ZH	401	981 02 H	401
952 03 H	399	959 51 H	401	981 02 ZH	401
952 03 ZH	399	959 51 ZH	401	981 03 H	401
952 51 H	399	959 52 H	401	981 03 ZH	401
952 51 ZH	399	959 52 ZH	401	982 02 H	401
952 52 H	399	959 53 H	401	982 02 ZH	401
952 52 ZH	399	959 53 ZH	401	982 03 H	401
952 53 H	399	960 01 H	409	982 03 ZH	401
952 53 ZH	399	960 01 ZH	409	983 02 H	401
953 01	393	960 02 H	409	983 02 ZH	401
953 01 Z	393	960 02 ZH	409	983 03 H	401
953 02	393	961 01 H	409	983 03 ZH	401
953 02 Z	393	961 01 ZH	409	996 01	390
953 03	393	961 02 H	409	996 02	390
953 03 Z	393	961 02 ZH	409	996 03	390
954 01	393	962 01 H	409	996 04	392/394
954 01 H	393	962 01 ZH	409	996 05	392/394
954 01 Z	393	962 02 H	409	996 06	394
954 01 ZH	393	962 02 ZH	409	996 07	396
954 02	393	963 01 H	409	996 08	398/400
954 02 H	393	963 01 ZH	409	998 01	390
954 02 Z	393	963 02 H	409	998 02	390/392/394 402/407
954 02 ZH	393	963 02 ZH	409	998 04	390/392/394/396 398/400/402/407/408
954 03	393	964 01 H	409	998 05	390/392/394/396 398/400/402/407/408
954 03 H	393	964 01 ZH	409	998 06	394/396/398 400/402/407/408
954 03 Z	393	964 02 H	409	998 07	402/407/408
954 03 ZH	393	964 02 ZH	409		
954 10 PH	393	965 01 H	409		
955 01	393	965 01 ZH	409		
955 01 H	393	965 02 H	409		
955 01 Z	393	965 02 ZH	409		
955 01 ZH	393	966 01 H	409		
955 02	393	966 01 ZH	409		
955 02 H	393	966 02 H	409		
955 02 Z	393	966 02 ZH	409		
955 02 ZH	393	967 01 H	409		
955 03	393	967 01 ZH	409		
955 03 H	393	967 02 H	409		
955 03 Z	393	967 02 ZH	409		
955 03 ZH	393	968 01 H	409		
956 01	393	968 01 ZH	409		
956 01 H	393	968 02 H	409		
956 01 Z	393	968 02 ZH	409		
956 01 ZH	393	969 01 H	409		
956 02	393	969 01 ZH	409		
956 02 H	393	969 02 H	409		
956 02 Z	393	969 02 ZH	409		
956 02 ZH	393	970 01 H	409		
956 03	393	970 01 ZH	409		
956 03 H	393	970 02 H	409		
956 03 Z	393	970 02 ZH	409		
956 03 ZH	393	971 01 H	409		
957 01	393	971 01 ZH	409		
957 01 H	393	971 02 H	409		
957 01 Z	393	971 02 ZH	409		
957 01 ZH	393	972 01	403		
957 02	393	972 02	403		
957 02 H	393	972 03	403		
957 02 Z	393	973 01	403		
957 02 ZH	393	973 02	403		

Movex®

www.movexii.com

**Movex S.p.A.****Headquarter & Molding**

via Tasso (angolo via Noli Marenzi)
24060 Telgate (BG) - Italy
P +39 035 8359711
F +39 035 4420873

**Movex S.p.A.****Sales - Warehouse - Assembling**

Viale Industria, 22
24060 Castelli Calepio (BG) - Italy
P +39 035 8359711
F +39 035 4420873

**Movex SA de CV**

Av. Aviacion 6503 Bodega B5
Ciudad Granja - Zapopan, Jalisco
45010 Mexico
P (33) 3110-0808
M (33) 1845-8187

**Movex UK Ltd.**

Unit 7, Dene Valley
Business Centre
Kineton CV35 OJD,
Warwickshire - UK
P +44 1926 642933

**Movex GmbH****Sales & SS Production**

Alfred-Nobel-Strasse, 4
68519 Viernheim - Germany
P +49 (0) 6204 9375-0
F +49 (0) 6204 9375-55

**Movex France****Sales Office**

P +33 06 06 81 99 76
F +33 09 70 62 50 98

**Movex Canada Ltd.****Sales Office**

8 Thompson Crescent
Erin, Ontario - N0B 1T0 - Canada
P +1.519.833.7500
F +1.519.833.7510

**Movex USA Inc.**

78 Corporate Way
Evington, Virginia 24550
P +1.(434) 616-2590
Toll Free +1 800 461 5179
info-USA@movexii.com

**Movex Nederland****Sales Office**

P +31 (0) 630 99 48 50

**Movex Brasil Ltda**

Rua Augusto Gutierrez, 229
Eden - CEP 18103-011
Sorocaba - SP - Brasil
P +55 15 3141-2550
info-brasil@movexii.com

**Movex (Shanghai) Co. Ltd.**

Room 1009, No.1728, Huang xing
Road, Shanghai, China 200433
P +86 21 65037822
F +86 21 65032692

2017