



## 880-881

### **M6 Series**

\_\_\_\_\_ Pag 100

### **M7 Series**

\_\_\_\_\_ Pag 101

### **M10 Series**

\_\_\_\_\_ Pag 102

### **M4 Series**

\_\_\_\_\_ Pag 103

### **M1 Series**

\_\_\_\_\_ Pag 104

### **M5 A/C/D Series**

\_\_\_\_\_ Pag 105

### **M8 Series**

\_\_\_\_\_ Pag 106

### **M42 Series**

\_\_\_\_\_ Pag 107

### **M9 Series**

\_\_\_\_\_ Pag 108

### **M43 Series**

\_\_\_\_\_ Pag 109

### **M21A Series**

**K450** Pag 110

### **M22A Series**

**K450** Pag 111

### **M27 Series**

**K450** Pag 112

### **M61 Series**

**K750** Pag 113

### **M62/66/65 Series**

\_\_\_\_\_ Pag 114

## 882-8857

### **M81 Series**

**K750** Pag 115

### **M85 Series**

**K750** Pag 116

### **M86 Series**

**K750** Pag 117

### **M80 Series**

**K750** Pag 118

### **M93/M94 Series**

**K1000** Pag 119

### **M97/M98 Series**

**K1200** Pag 120

## LBP 882

### **MP861 Series**

**K750** Pag 121

### **M931/M941 Series**

**K1000** Pag 122

### **M91 Series**

**K1000** Pag 123

### **MP971/MP981 Series**

**K1200** Pag 124

## 260 M

### **MB7 Series**

\_\_\_\_\_ Pag 125

### **MB6 Series**

\_\_\_\_\_ Pag 126

### **MB4 Series**

\_\_\_\_\_ Pag 127

### **MB8 Series**

\_\_\_\_\_ Pag 128

### **MB5D Series**

\_\_\_\_\_ Pag 129

### **MB22 Series**

**K450** Pag 130

### **MB27 Series**

**K450** Pag 131

## 261 M

### **MC7 Series**

\_\_\_\_\_ Pag 132

### **MC6 Series**

\_\_\_\_\_ Pag 133

### **MC4 Series**

\_\_\_\_\_ Pag 134

### **MC8 Series**

\_\_\_\_\_ Pag 135

### **MCD5 Series**

\_\_\_\_\_ Pag 136

### **MC22 Series**

**K450** Pag 137

### **MC27 Series**

**K450** Pag 138

## TAB Version

### 878-880-881 TAB

\_\_\_\_\_ Pag 139

### 882 TAB

\_\_\_\_\_ Pag 140

### 1873-1874 TAB

\_\_\_\_\_ Pag 141

### 1843 TAB

\_\_\_\_\_ Pag 142

### 1701 TAB

### 1706 TAB

\_\_\_\_\_ Pag 142

### 880-881 B

\_\_\_\_\_ Pag 143

## Straight track section

### 878-880-881 TAB

\_\_\_\_\_ Pag 144

### 882 TAB

\_\_\_\_\_ Pag 145

### 1873-1874 TAB

\_\_\_\_\_ Pag 146

### 1843 TAB

\_\_\_\_\_ Pag 147

### 1701 TAB

### 1706 TAB

\_\_\_\_\_ Pag 148

## 880-881 M6 Series

Chain Reference

879 M - K325

880 M - K325

880 M - K330

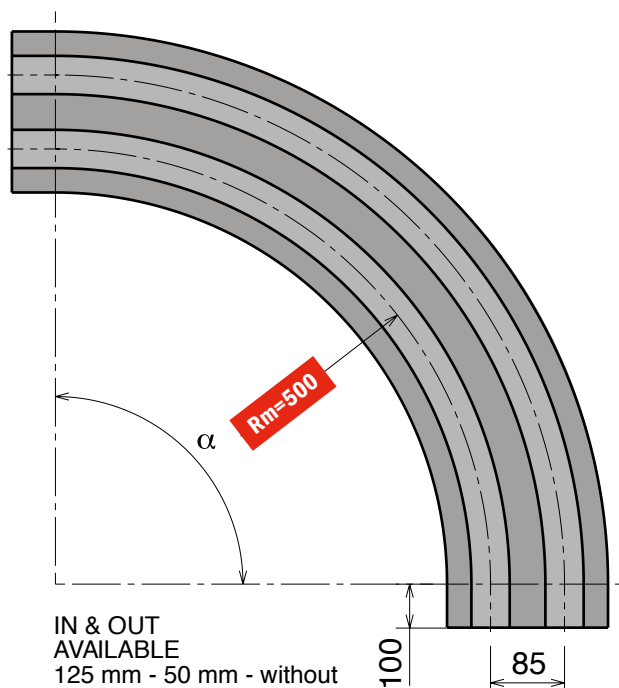
881 M - K325

881 M - K330

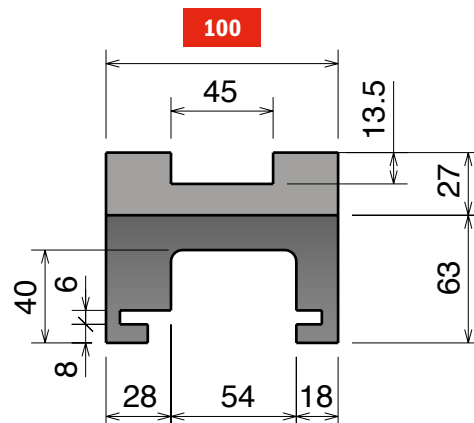
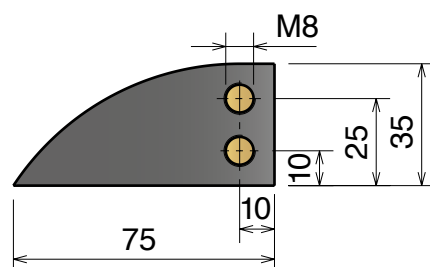
Curva Larghezza Base = 100 mm; Passo = 85 mm

Curve Basic Width = 100 mm; Pitch = 85 mm

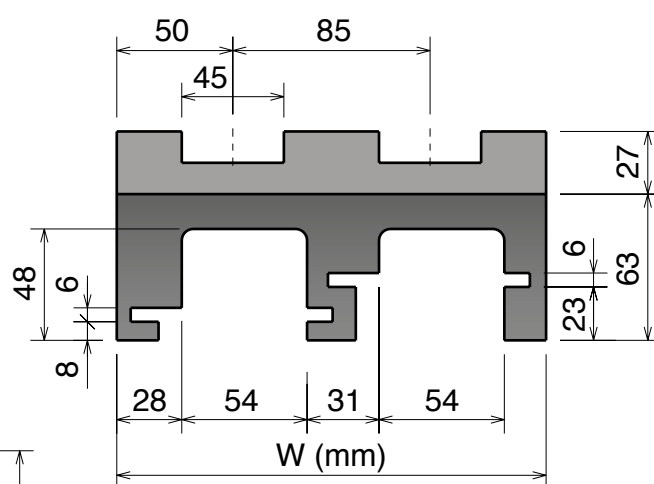
Kurve Basisbreite = 100 mm; Teilung = 85 mm



Available in  
**BluLub®**



SINGLE TRACK



MULTI TRACK

**Magnetic System**

Upper part available, on request,  
also in **BluLub®**  
and for abrasive applications.

Part	α 15°	α 30°	α 45°	α 60°	α 75°	α 90°	Tracks	W	Material
701	701 11 114	701 11 214	701 11 314	701 11 414	701 11 514	701 11 614	1	100	<b>Standard</b> codes on table
701	701 11 124	701 11 224	701 11 324	701 11 424	701 11 524	701 11 624	2	185	
701	701 11 134	701 11 234	701 11 334	701 11 434	701 11 534	701 11 634	3	270	
701	701 11 144	701 11 244	701 11 344	701 11 444	701 11 544	701 11 644	4	355	add " <b>B</b> " for <b>BluLub®</b>
701	701 11 154	701 11 254	701 11 354	701 11 454	701 11 554	701 11 654	5	440	
701	701 11 164	701 11 264	701 11 364	701 11 464	701 11 564	701 11 664	6	525	
701	701 11 174	701 11 274	701 11 374	701 11 474	701 11 574	701 11 674	7	610	add " <b>C</b> " for abrasive
701	701 11 184	701 11 284	701 11 384	701 11 484	701 11 584	701 11 684	8	695	

Part	α 15°	α 30°	α 45°	α 60°	α 75°	α 90°	Tracks	W	Material
701	701 11 114 RS	701 11 214 RS	701 11 314 RS	701 11 414 RS	701 11 514 RS	701 11 614 RS	1	100	<b>RS</b> add " <b>RS</b> " for RS-version
701	701 11 124 RS	701 11 224 RS	701 11 324 RS	701 11 424 RS	701 11 524 RS	701 11 624 RS	2	185	
701	701 11 134 RS	701 11 234 RS	701 11 334 RS	701 11 434 RS	701 11 534 RS	701 11 634 RS	3	270	
701	701 11 144 RS	701 11 244 RS	701 11 344 RS	701 11 444 RS	701 11 544 RS	701 11 644 RS	4	355	
701	701 11 154 RS	701 11 254 RS	701 11 354 RS	701 11 454 RS	701 11 554 RS	701 11 654 RS	5	440	
701	701 11 164 RS	701 11 264 RS	701 11 364 RS	701 11 464 RS	701 11 564 RS	701 11 664 RS	6	525	
701	701 11 174 RS	701 11 274 RS	701 11 374 RS	701 11 474 RS	701 11 574 RS	701 11 674 RS	7	610	
701	701 11 184 RS	701 11 284 RS	701 11 384 RS	701 11 484 RS	701 11 584 RS	701 11 684 RS	8	695	

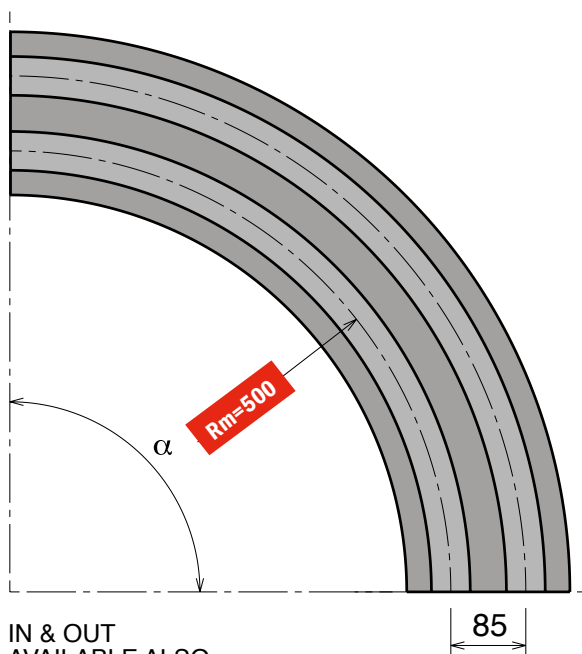
## 880-881 M7 Series

Chain Reference	879 M - K325	880 M - K325	880 M - K330	881 M - K325	881 M - K330
-----------------	--------------	--------------	--------------	--------------	--------------

Curva Larghezza Base = 100 mm; Passo = 85 mm

Curve Basic Width = 100 mm; Pitch = 85 mm

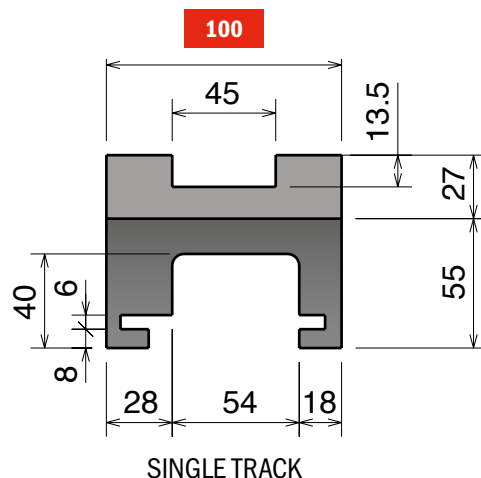
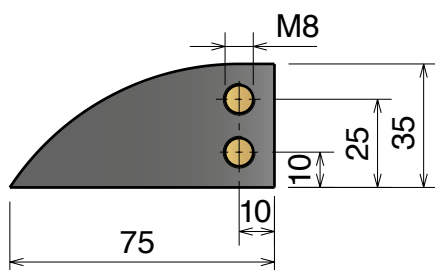
Kurve Basisbreite = 100 mm; Teilung = 85 mm



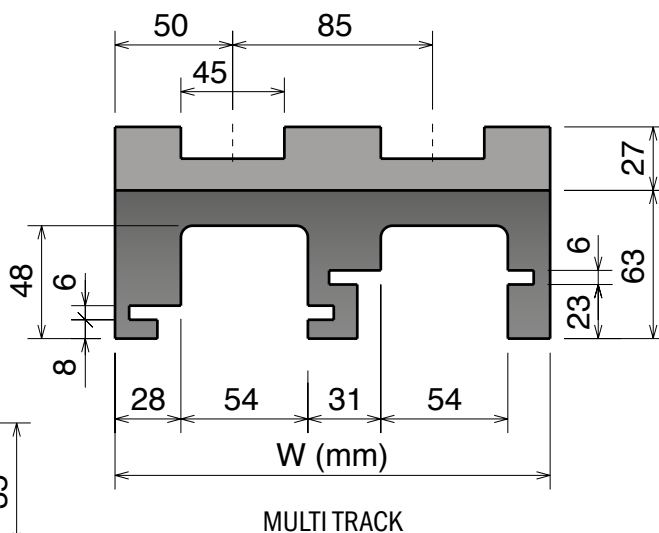
IN & OUT  
 AVAILABLE ALSO  
 125 mm - 100 mm - 50 mm



Available in  
**BluLub®**



SINGLE TRACK



MULTI TRACK

### Magnetic System

Upper part available, on request,  
 also in **BluLub®**  
 and for abrasive applications.

Part	α 15°	α 30°	α 45°	α 60°	α 75°	α 90°	Tracks	W	Material
701	701 11 110	701 11 210	701 11 310	701 11 410	701 11 510	701 11 610	1	100	<b>Standard</b> codes on table
701	701 11 120	701 11 220	701 11 320	701 11 420	701 11 520	701 11 620	2	185	
701	701 11 130	701 11 230	701 11 330	701 11 430	701 11 530	701 11 630	3	270	add "B" for <b>BluLub®</b>
701	701 11 140	701 11 240	701 11 340	701 11 440	701 11 540	701 11 640	4	355	
701	701 11 150	701 11 250	701 11 350	701 11 450	701 11 550	701 11 650	5	440	add "C" for abrasive
701	701 11 160	701 11 260	701 11 360	701 11 460	701 11 560	701 11 660	6	525	
701	701 11 170	701 11 270	701 11 370	701 11 470	701 11 570	701 11 670	7	610	add "C" for abrasive
701	701 11 180	701 11 280	701 11 380	701 11 480	701 11 580	701 11 680	8	695	

Part	α 15°	α 30°	α 45°	α 60°	α 75°	α 90°	Tracks	W	Material
701	701 11 110 RS	701 11 210 RS	701 11 310 RS	701 11 410 RS	701 11 510 RS	701 11 610 RS	1	100	<b>RS</b> add "RS" for RS-version
701	701 11 120 RS	701 11 220 RS	701 11 320 RS	701 11 420 RS	701 11 520 RS	701 11 620 RS	2	185	
701	701 11 130 RS	701 11 230 RS	701 11 330 RS	701 11 430 RS	701 11 530 RS	701 11 630 RS	3	270	<b>RS</b> add "RS" for RS-version
701	701 11 140 RS	701 11 240 RS	701 11 340 RS	701 11 440 RS	701 11 540 RS	701 11 640 RS	4	355	
701	701 11 150 RS	701 11 250 RS	701 11 350 RS	701 11 450 RS	701 11 550 RS	701 11 650 RS	5	440	<b>RS</b> add "RS" for RS-version
701	701 11 160 RS	701 11 260 RS	701 11 360 RS	701 11 460 RS	701 11 560 RS	701 11 660 RS	6	525	
701	701 11 170 RS	701 11 270 RS	701 11 370 RS	701 11 470 RS	701 11 570 RS	701 11 670 RS	7	610	<b>RS</b> add "RS" for RS-version
701	701 11 180 RS	701 11 280 RS	701 11 380 RS	701 11 480 RS	701 11 580 RS	701 11 680 RS	8	695	

# 880-881 M10 Series

Curve magnetiche, Tab & Bevel / Magnetic, Tab & Bevel corner tracks / Kurvenführungen Magnet, Tab & Bevel Version

Materiale / Material / Materialien:  
 Polietilene UHMW-PE  
 Polyethylene UHMW-PE  
 Polyäthylen UHMW-PE

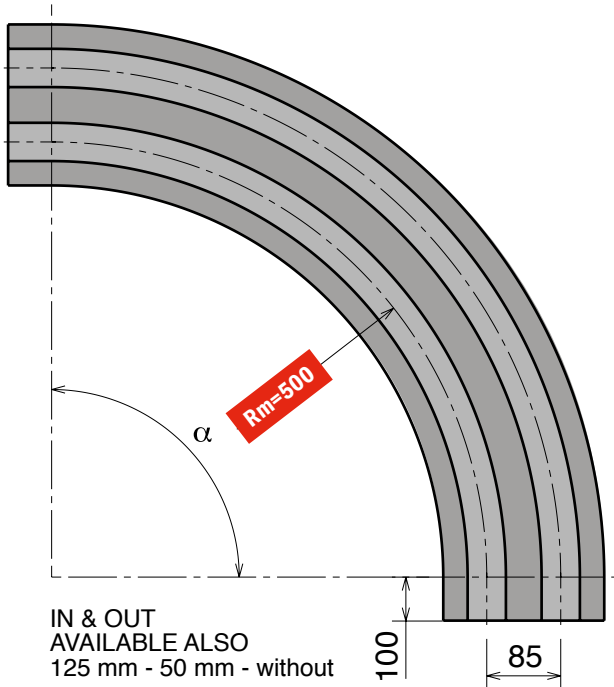
## 880-881 M10 Series

Chain Reference 879 M - K325 880 M - K325 880 M - K330 881 M - K325 881 M - K330

Curva Larghezza Base = 110 mm; Passo = 85 mm

Curve Basic Width = 110 mm; Pitch = 85 mm

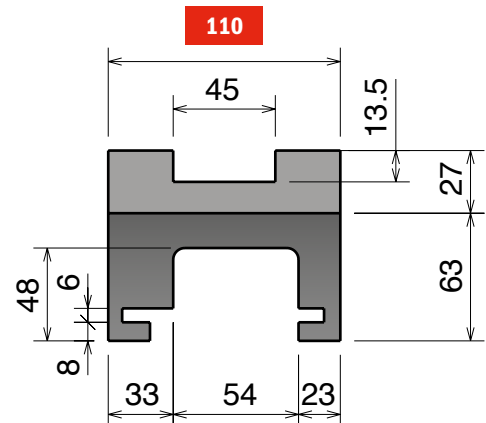
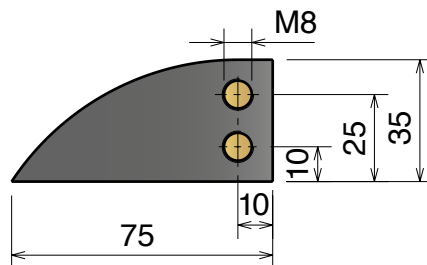
Kurve Basisbreite = 110 mm; Teilung = 85 mm



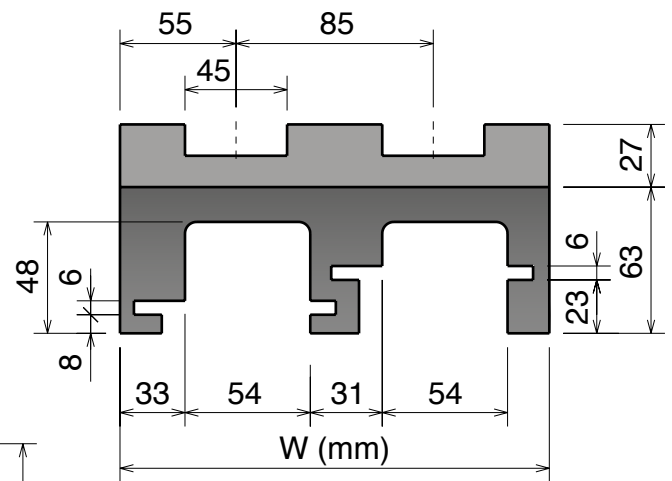
IN & OUT  
 AVAILABLE ALSO  
 125 mm - 50 mm - without



Available in  
**BluLub®**



SINGLE TRACK



W (mm)  
 MULTI TRACK

### Magnetic System

Upper part available, on request,  
 also in **BluLub®**  
 and for abrasive applications.

Part	α 15°	α 30°	α 45°	α 60°	α 75°	α 90°	Tracks	W	Material
711	711 11 114	711 11 214	711 11 314	711 11 414	711 11 514	711 11 614	1	110	<b>Standard</b> codes on table
711	711 11 124	711 11 224	711 11 324	711 11 424	711 11 524	711 11 624	2	195	
711	711 11 134	711 11 234	711 11 334	711 11 434	711 11 534	711 11 634	3	280	
711	711 11 144	711 11 244	711 11 344	711 11 444	711 11 544	711 11 644	4	365	
711	711 11 154	711 11 254	711 11 354	711 11 454	711 11 554	711 11 654	5	450	add " <b>B</b> " for <b>BluLub®</b>
711	711 11 164	711 11 264	711 11 364	711 11 464	711 11 564	711 11 664	6	535	
711	711 11 174	711 11 274	711 11 374	711 11 474	711 11 574	711 11 674	7	620	
711	711 11 184	711 11 284	711 11 384	711 11 484	711 11 584	711 11 684	8	705	

Part	α 15°	α 30°	α 45°	α 60°	α 75°	α 90°	Tracks	W	Material
711	711 11 114 RS	711 11 214 RS	711 11 314 RS	711 11 414 RS	711 11 514 RS	711 11 614 RS	1	110	<b>RS</b> add " <b>RS</b> " for RS-version
711	711 11 124 RS	711 11 224 RS	711 11 324 RS	711 11 424 RS	711 11 524 RS	711 11 624 RS	2	195	
711	711 11 134 RS	711 11 234 RS	711 11 334 RS	711 11 434 RS	711 11 534 RS	711 11 634 RS	3	280	
711	711 11 144 RS	711 11 244 RS	711 11 344 RS	711 11 444 RS	711 11 544 RS	711 11 644 RS	4	365	
711	711 11 154 RS	711 11 254 RS	711 11 354 RS	711 11 454 RS	711 11 554 RS	711 11 654 RS	5	450	
711	711 11 164 RS	711 11 264 RS	711 11 364 RS	711 11 464 RS	711 11 564 RS	711 11 664 RS	6	535	
711	711 11 174 RS	711 11 274 RS	711 11 374 RS	711 11 474 RS	711 11 574 RS	711 11 674 RS	7	620	
711	711 11 184 RS	711 11 284 RS	711 11 384 RS	711 11 484 RS	711 11 584 RS	711 11 684 RS	8	705	

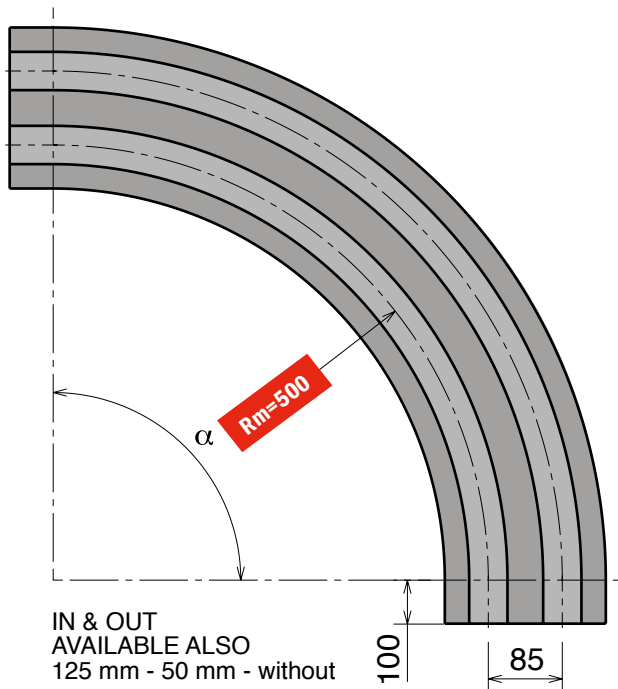
## 880-881 M4 Series

Chain Reference	879 M - K325	880 M - K325	880 M - K330	881 M - K325	881 M - K330
-----------------	--------------	--------------	--------------	--------------	--------------

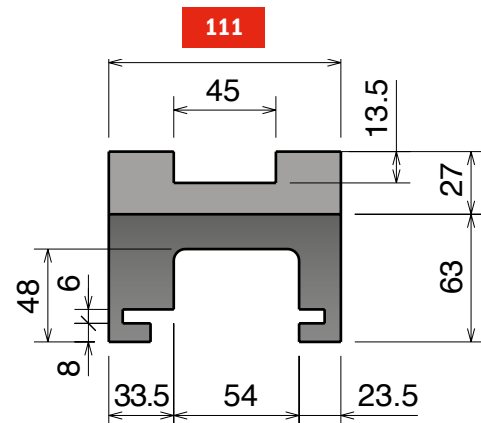
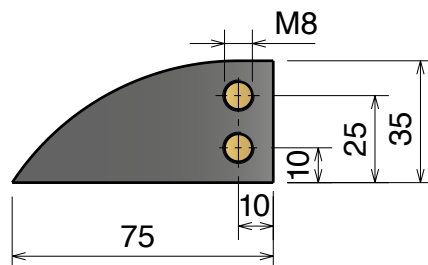
Curva Larghezza Base = 111 mm; Passo = 85 mm

Curve Basic Width = 111 mm; Pitch = 85 mm

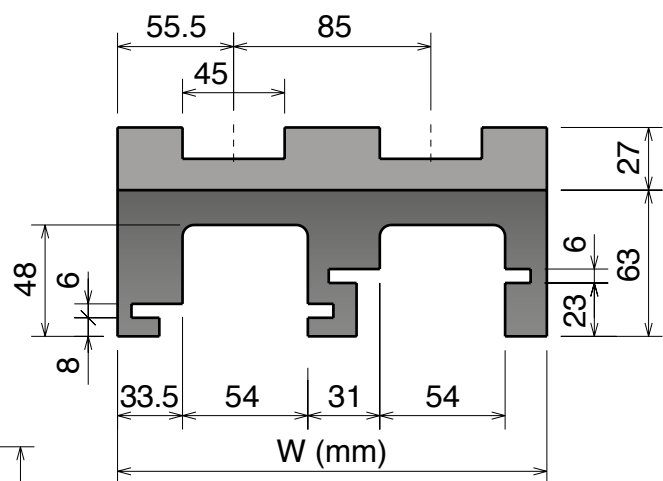
Kurve Basisbreite = 111 mm; Teilung = 85 mm



Available in  
**BluLub®**






SINGLE TRACK




MULTI TRACK

### Magnetic System

Upper part available, on request,  
 also in **BluLub®**  
 and for abrasive applications.

Part	α 15°	α 30°	α 45°	α 60°	α 75°	α 90°	Tracks	W	Material
712	712 11 114	712 11 214	712 11 314	712 11 414	712 11 514	712 11 614	1	111	 <b>Standard</b> codes on table
712	712 11 124	712 11 224	712 11 324	712 11 424	712 11 524	712 11 624	2	196	
712	712 11 134	712 11 234	712 11 334	712 11 434	712 11 534	712 11 634	3	281	 add "B" for <b>BluLub®</b>
712	712 11 144	712 11 244	712 11 344	712 11 444	712 11 544	712 11 644	4	366	
712	712 11 154	712 11 254	712 11 354	712 11 454	712 11 554	712 11 654	5	451	 add "C" for abrasive
712	712 11 164	712 11 264	712 11 364	712 11 464	712 11 564	712 11 664	6	536	
712	712 11 174	712 11 274	712 11 374	712 11 474	712 11 574	712 11 674	7	621	
712	712 11 184	712 11 284	712 11 384	712 11 484	712 11 584	712 11 684	8	706	

Part	α 15°	α 30°	α 45°	α 60°	α 75°	α 90°	Tracks	W	Material
712	712 11 114 RS	712 11 214 RS	712 11 314 RS	712 11 414 RS	712 11 514 RS	712 11 614 RS	1	111	 <b>RS</b> add "RS" for RS-version
712	712 11 124 RS	712 11 224 RS	712 11 324 RS	712 11 424 RS	712 11 524 RS	712 11 624 RS	2	196	
712	712 11 134 RS	712 11 234 RS	712 11 334 RS	712 11 434 RS	712 11 534 RS	712 11 634 RS	3	281	
712	712 11 144 RS	712 11 244 RS	712 11 344 RS	712 11 444 RS	712 11 544 RS	712 11 644 RS	4	366	
712	712 11 154 RS	712 11 254 RS	712 11 354 RS	712 11 454 RS	712 11 554 RS	712 11 654 RS	5	451	
712	712 11 164 RS	712 11 264 RS	712 11 364 RS	712 11 464 RS	712 11 564 RS	712 11 664 RS	6	536	
712	712 11 174 RS	712 11 274 RS	712 11 374 RS	712 11 474 RS	712 11 574 RS	712 11 674 RS	7	621	
712	712 11 184 RS	712 11 284 RS	712 11 384 RS	712 11 484 RS	712 11 584 RS	712 11 684 RS	8	706	

# 880-881 M1 Series

Curve magnetiche, Tab & Bevel / Magnetic, Tab & Bevel corner tracks / Kurvenführungen Magnet, Tab & Bevel Version

Materiale / Material / Materialien:

Polietilene UHMW-PE

Polyethylene UHMW-PE

Polyäthylen UHMW-PE

## 880-881 M1 Series

**New**

Chain Reference

879 M - K325

880 M - K325

880 M - K330

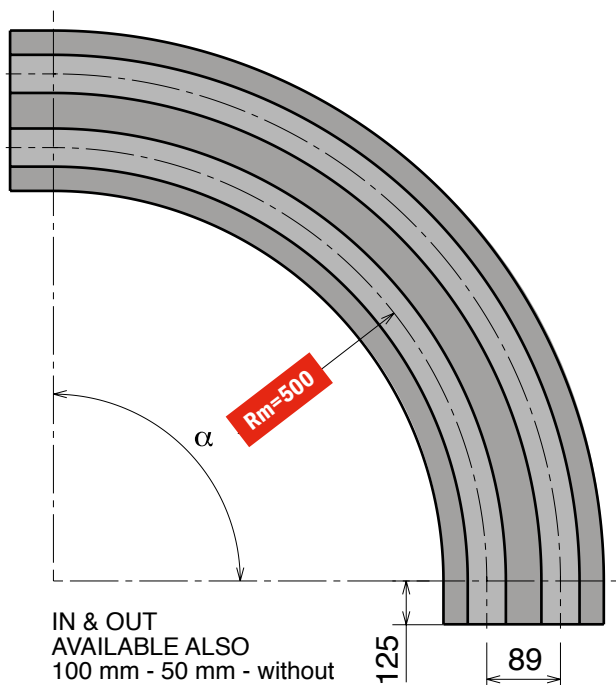
881 M - K325

881 M - K330

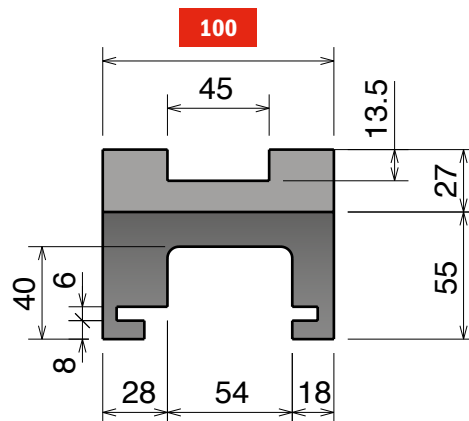
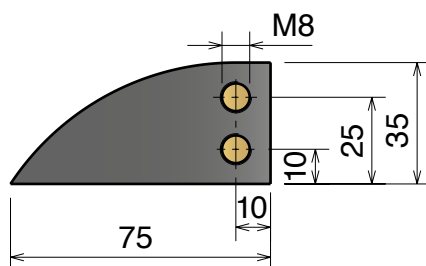
Curva Larghezza Base = 100 mm; Passo = 89 mm

Curve Basic Width = 100 mm; Pitch = 89 mm

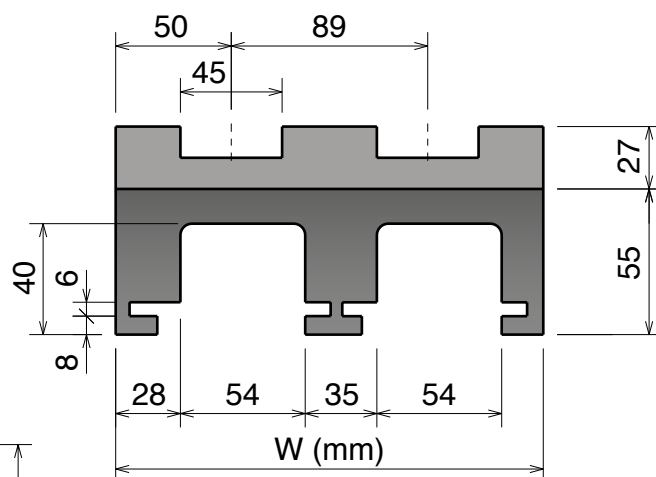
Kurve Basisbreite = 100 mm; Teilung = 89 mm



Available in  
**BluLub®**






SINGLE TRACK




MULTI TRACK

**Magnetic System**

Upper part available, on request,  
also in **BluLub®**  
and for abrasive applications.

Part	α 15°	α 30°	α 45°	α 60°	α 75°	α 90°	Tracks	W	Material
730	730 11 115	730 11 215	730 11 315	730 11 415	730 11 515	730 11 615	1	100	 <b>Standard</b> codes on table
730	730 11 125	730 11 225	730 11 325	730 11 425	730 11 525	730 11 625	2	189	
730	730 11 135	730 11 235	730 11 335	730 11 435	730 11 535	730 11 635	3	278	
730	730 11 145	730 11 245	730 11 345	730 11 445	730 11 545	730 11 645	4	367	 add " <b>B</b> " for <b>BluLub®</b>
730	730 11 155	730 11 255	730 11 355	730 11 455	730 11 555	730 11 655	5	456	
730	730 11 165	730 11 265	730 11 365	730 11 465	730 11 565	730 11 665	6	545	
730	730 11 175	730 11 275	730 11 375	730 11 475	730 11 575	730 11 675	7	634	 add " <b>C</b> " for abrasive
730	730 11 185	730 11 285	730 11 385	730 11 485	730 11 585	730 11 685	8	723	

Part	α 15°	α 30°	α 45°	α 60°	α 75°	α 90°	Tracks	W	Material
730	730 11 115 RS	730 11 215 RS	730 11 315 RS	730 11 415 RS	730 11 515 RS	730 11 615 RS	1	100	 <b>RS</b> add " <b>RS</b> " for RS-version
730	730 11 125 RS	730 11 225 RS	730 11 325 RS	730 11 425 RS	730 11 525 RS	730 11 625 RS	2	189	
730	730 11 135 RS	730 11 235 RS	730 11 335 RS	730 11 435 RS	730 11 535 RS	730 11 635 RS	3	278	
730	730 11 145 RS	730 11 245 RS	730 11 345 RS	730 11 445 RS	730 11 545 RS	730 11 645 RS	4	367	
730	730 11 155 RS	730 11 255 RS	730 11 355 RS	730 11 455 RS	730 11 555 RS	730 11 655 RS	5	456	
730	730 11 165 RS	730 11 265 RS	730 11 365 RS	730 11 465 RS	730 11 565 RS	730 11 665 RS	6	545	
730	730 11 175 RS	730 11 275 RS	730 11 375 RS	730 11 475 RS	730 11 575 RS	730 11 675 RS	7	634	
730	730 11 185 RS	730 11 285 RS	730 11 385 RS	730 11 485 RS	730 11 585 RS	730 11 685 RS	8	723	



## 880-881 M5 A/C/D Series

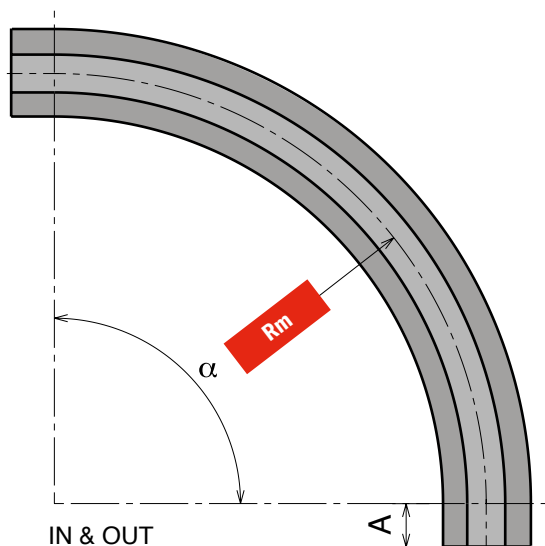
**New**

Chain Reference	879 M - K325	880 M - K325	880 M - K330	881 M - K325	881 M - K330
-----------------	--------------	--------------	--------------	--------------	--------------

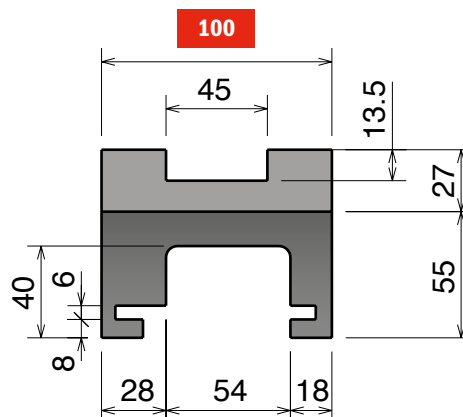
Curva Larghezza Base = 100 mm

Curve Basic Width = 100 mm

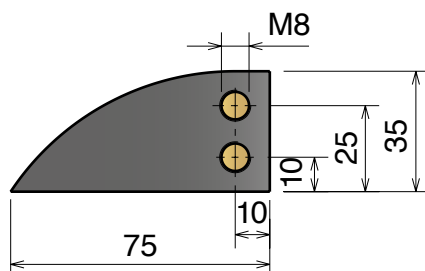
Kurve Basisbreite = 100 mm



IN & OUT  
AVAILABLE ALSO  
100 mm - 50 mm - without



Available in  
**BluLub®**



**Magnetic System**

Upper part available, on request,  
also in **BluLub®**  
and for abrasive applications.

### M5A Series - Rm 680

Part	$\alpha 15^\circ$	$\alpha 30^\circ$	$\alpha 45^\circ$	$\alpha 60^\circ$	$\alpha 75^\circ$	$\alpha 90^\circ$		Tracks	W	A
703	703 15 114	703 15 214	703 15 314	703 15 414	703 15 514	703 15 614		1	100	100
Material	Standard codes on table			add "B" for <b>BluLub®</b>		add "C" for abrasive			add "RS" for <b>RS</b> -version	

### M5C Series - Rm 860

Part	$\alpha 15^\circ$	$\alpha 30^\circ$	$\alpha 45^\circ$	$\alpha 60^\circ$	$\alpha 75^\circ$	$\alpha 90^\circ$		Tracks	W	A
703	703 18 115	703 18 215	703 18 315	703 18 415	703 18 515	703 18 615		1	100	125
Material	Standard codes on table			add "B" for <b>BluLub®</b>		add "C" for abrasive			add "RS" for <b>RS</b> -version	

### M5D Series - Rm 1000

Part	$\alpha 15^\circ$	$\alpha 30^\circ$	$\alpha 45^\circ$	$\alpha 60^\circ$	$\alpha 75^\circ$	$\alpha 90^\circ$		Tracks	W	A
703	703 19 110	703 19 210	703 19 310	703 19 410	703 19 510	703 19 610		1	100	0
Material	Standard codes on table			add "B" for <b>BluLub®</b>		add "C" for abrasive			add "RS" for <b>RS</b> -version	

# 880-881 M8 Series

Curve magnetiche, Tab & Bevel / Magnetic, Tab & Bevel corner tracks / Kurvenführungen Magnet, Tab & Bevel Version

Materiale / Material / Materialien:

Polietilene UHMW-PE

Polyethylene UHMW-PE

Polyäthylen UHMW-PE

## 880-881 M8 Series

Chain Reference

879 M - K325

880 M - K325

880 M - K330

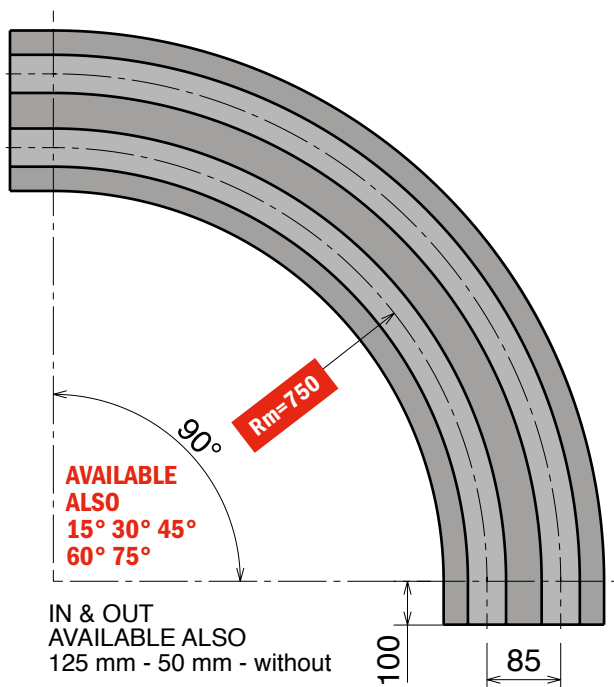
881 M - K325

881 M - K330

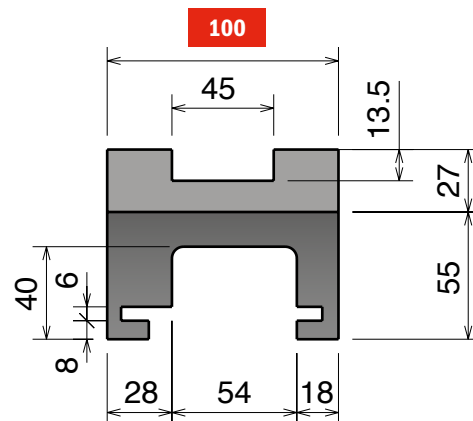
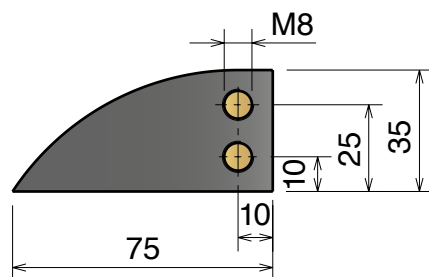
Curva Larghezza Base = 100 mm; Passo = 85 mm

Curve Basic Width = 100 mm; Pitch = 85 mm

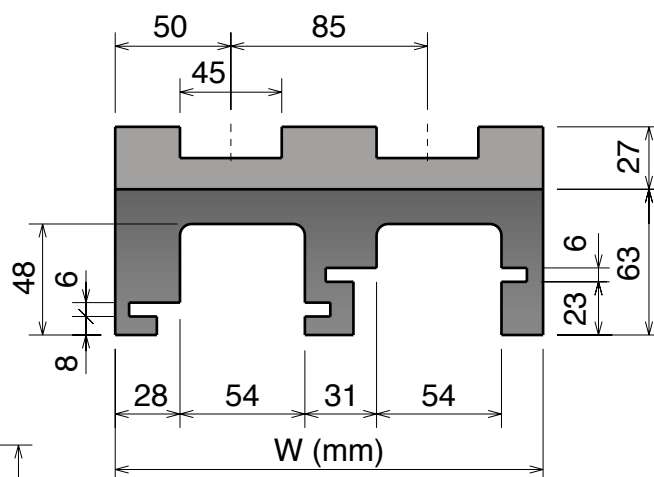
Kurve Basisbreite = 100 mm; Teilung = 85 mm



Available in  
**BluLub®**



SINGLE TRACK



MULTI TRACK

### Magnetic System

Upper part available, on request,  
also in **BluLub®**  
and for abrasive applications.

Part	Article-Nr.	Tracks	W	Material
702	702 16 614	1	100	<b>Standard</b> codes on table
702	702 16 624	2	185	
702	702 16 634	3	270	
702	702 16 644	4	355	add "B" for <b>BluLub®</b>
702	702 16 654	5	440	
702	702 16 664	6	525	add "C" for abrasive
702	702 16 674	7	610	
702	702 16 684	8	695	

Part	Article-Nr.	Tracks	W	Material
702	702 16 614 RS	1	100	<b>RS</b> add "RS" for RS-version
702	702 16 624 RS	2	195	
702	702 16 634 RS	3	280	
702	702 16 644 RS	4	365	
702	702 16 654 RS	5	450	
702	702 16 664 RS	6	535	
702	702 16 674 RS	7	620	
702	702 16 684 RS	8	705	

**Movex®**



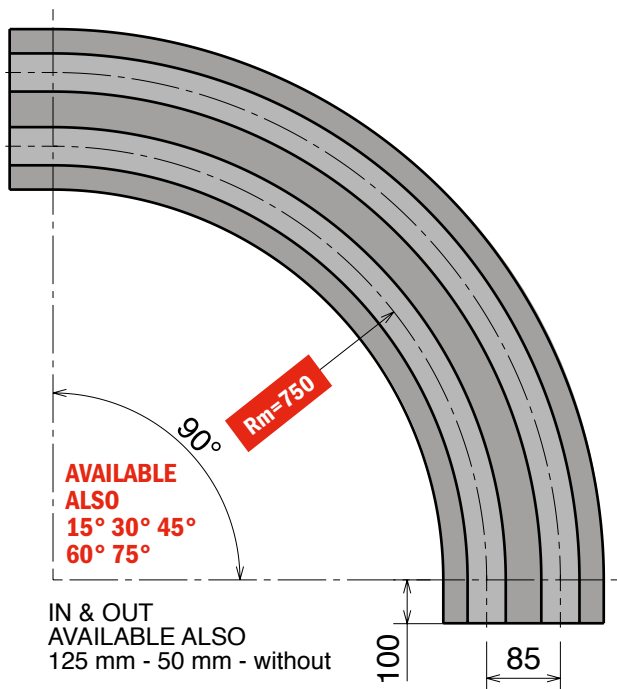
## 880-881 M42 Series

Chain Reference	879 M - K325	880 M - K325	880 M - K330	881 M - K325	881 M - K330
-----------------	--------------	--------------	--------------	--------------	--------------

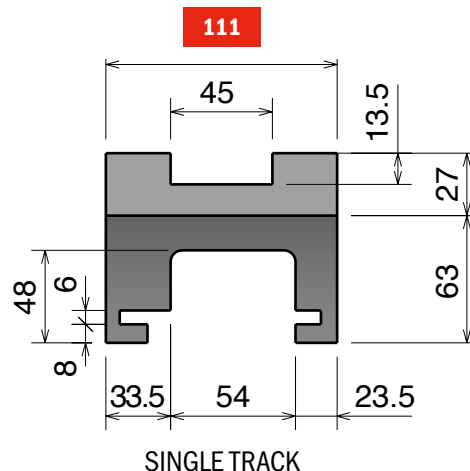
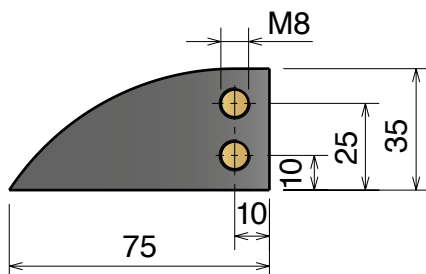
Curva Larghezza Base = 111 mm; Passo = 85 mm

Curve Basic Width = 111 mm; Pitch = 85 mm

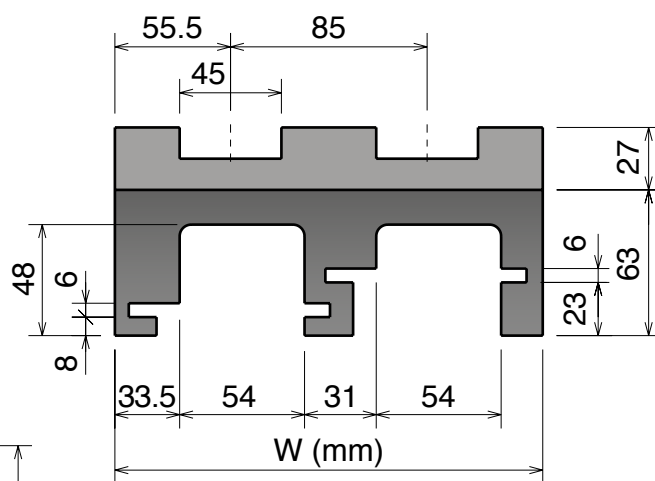
Kurve Basisbreite = 111 mm; Teilung = 85 mm



Available in  
**BluLub®**



SINGLE TRACK



MULTI TRACK

### Magnetic System

Upper part available, on request,  
also in **BluLub®**  
and for abrasive applications.

Part	Article-Nr.	Tracks	W	Material
713	713 16 614	1	111	Standard codes on table
713	713 16 624	2	196	
713	713 16 634	3	281	add "B" for BluLub®
713	713 16 644	4	366	
713	713 16 654	5	451	add "C" for abrasive
713	713 16 664	6	536	
713	713 16 674	7	621	
713	713 16 684	8	706	

Part	Article-Nr.	Tracks	W	Material
713	713 16 614 RS	1	111	add "RS" for RS-version
713	713 16 624 RS	2	196	
713	713 16 634 RS	3	281	add "RS" for RS-version
713	713 16 644 RS	4	366	
713	713 16 654 RS	5	451	
713	713 16 664 RS	6	536	
713	713 16 674 RS	7	621	
713	713 16 684 RS	8	706	

# 880-881 M9 Series

Curve magnetiche, Tab & Bevel / Magnetic, Tab & Bevel corner tracks / Kurvenführungen Magnet, Tab & Bevel Version

Materiale / Material / Materialien:

Poliethylene UHMW-PE

Polyethylene UHMW-PE

Polyäthylen UHMW-PE

## 880-881 M9 Series

Chain Reference

879 M - K325

880 M - K325

880 M - K330

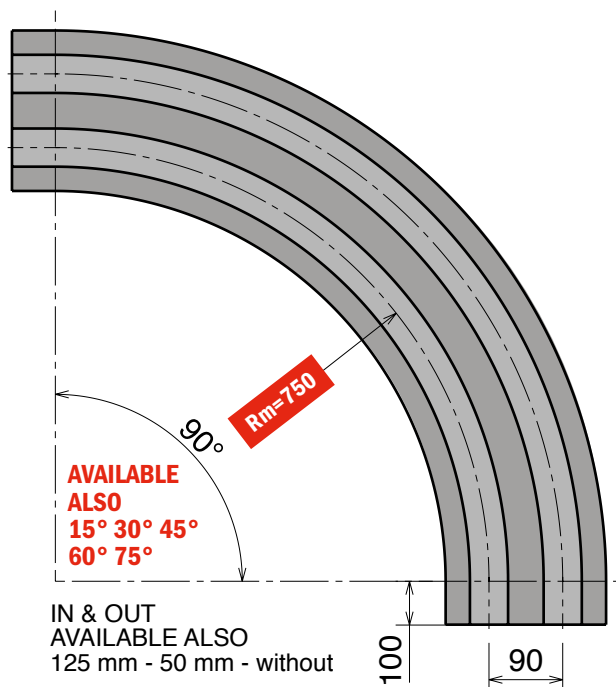
881 M - K325

881 M - K330

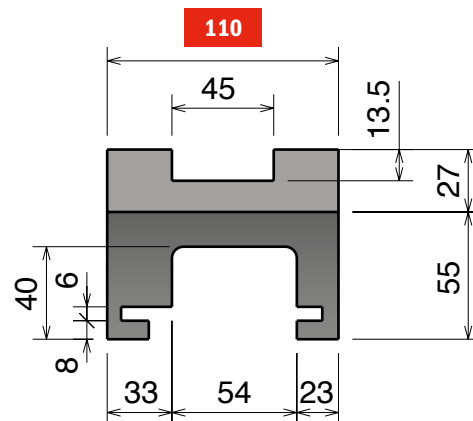
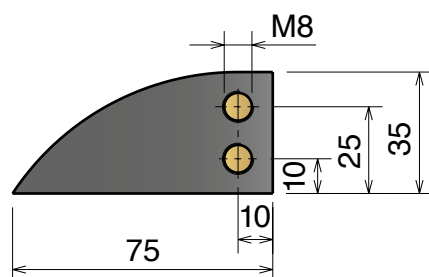
Curva Larghezza Base = 110 mm; Passo = 90 mm

Curve Basic Width = 110 mm; Pitch = 90 mm

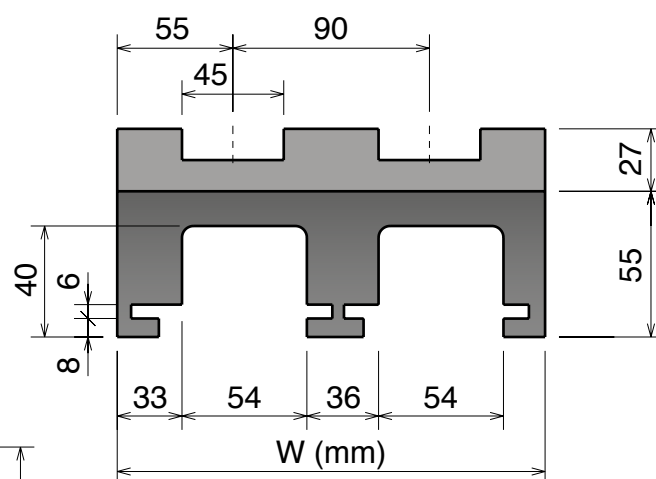
Kurve Basisbreite = 110 mm; Teilung = 90 mm



Available in  
**BluLub®**



SINGLE TRACK



MULTI TRACK

### Magnetic System

Upper part available, on request,  
also in **BluLub®**  
and for abrasive applications.

Part	Article-Nr.	Tracks	W	Material
714	714 16 614	1	110	<b>Standard</b> codes on table
714	714 16 624	2	200	
714	714 16 634	3	290	
714	714 16 644	4	380	add "B" for <b>BluLub®</b>
714	714 16 654	5	470	
714	714 16 664	6	560	
714	714 16 674	7	650	add "C" for abrasive
714	714 16 684	8	740	

Part	Article-Nr.	Tracks	W	Material
714	714 16 614 RS	1	110	<b>RS</b> add "RS" for RS-version
714	714 16 624 RS	2	200	
714	714 16 634 RS	3	290	
714	714 16 644 RS	4	380	
714	714 16 654 RS	5	470	
714	714 16 664 RS	6	560	
714	714 16 674 RS	7	650	
714	714 16 684 RS	8	740	

**Movex®**

## 880-881 M43 Series

**New**

Chain Reference

879 M - K325

880 M - K325

880 M - K330

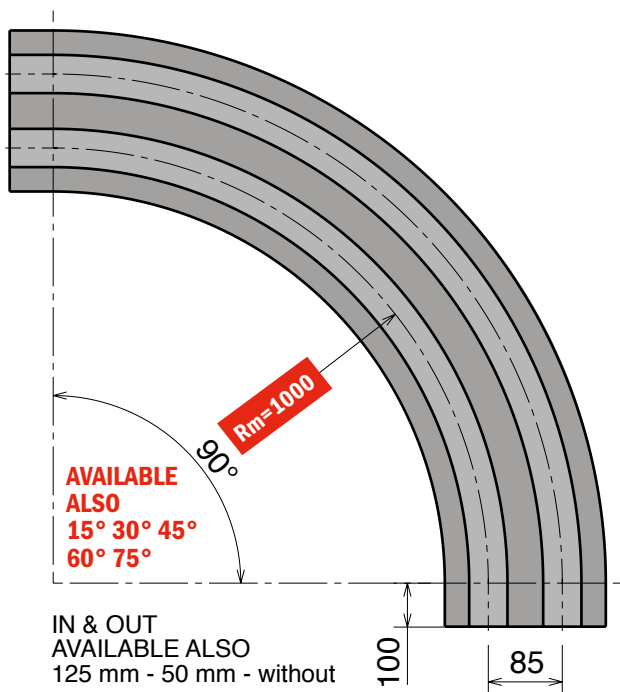
881 M - K325

881 M - K330

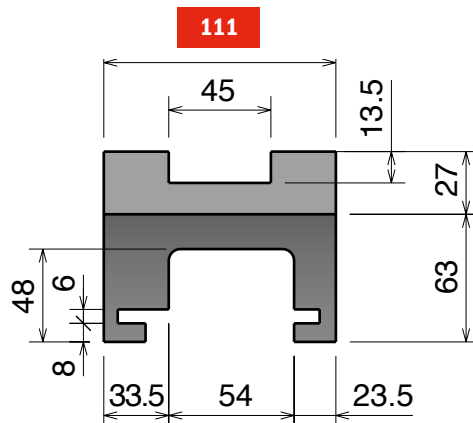
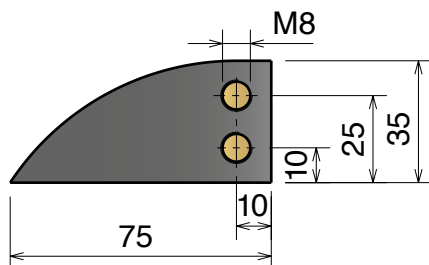
Curva Larghezza Base = 111 mm; Passo = 85 mm

Curve Basic Width = 111 mm; Pitch = 85 mm

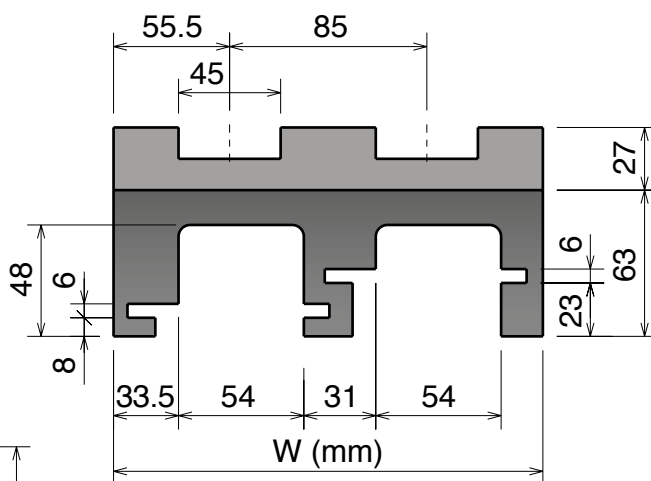
Kurve Basisbreite = 111 mm; Teilung = 85 mm



Available in  
**BluLub®**






SINGLE TRACK




MULTI TRACK

### Magnetic System

Upper part available, on request,  
 also in **BluLub®**  
 and for abrasive applications.

Part	Article-Nr.	Tracks	W	Material
712	712 19 614	1	111	 <b>Standard</b> codes on table
712	712 19 624	2	196	
712	712 19 634	3	281	 add "B" for <b>BluLub®</b>
712	712 19 644	4	366	
712	712 19 654	5	451	 add "C" for abrasive
712	712 19 664	6	536	
712	712 19 674	7	621	
712	712 19 684	8	706	

Part	Article-Nr.	Tracks	W	Material
712	712 19 614 RS	1	111	 <b>RS</b> add "RS" for RS-version
712	712 19 624 RS	2	196	
712	712 19 634 RS	3	281	
712	712 19 644 RS	4	366	
712	712 19 654 RS	5	451	
712	712 19 664 RS	6	536	
712	712 19 674 RS	7	621	
712	712 19 684 RS	8	706	

# 880-881 K450 M21A Series

Curve magnetiche, Tab & Bevel / Magnetic, Tab & Bevel corner tracks / Kurvenführungen Magnet, Tab & Bevel Version

Materiale / Material / Materialien:

Poliethylene UHMW-PE

Polyethylene UHMW-PE

Polyäthylen UHMW-PE

## 880-881 K450 M21A Series

Chain Reference

879 M - K450

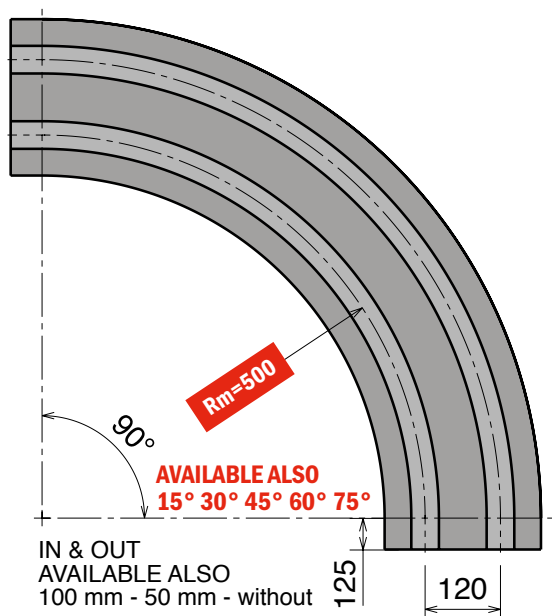
880 M - K450

881 M - K450

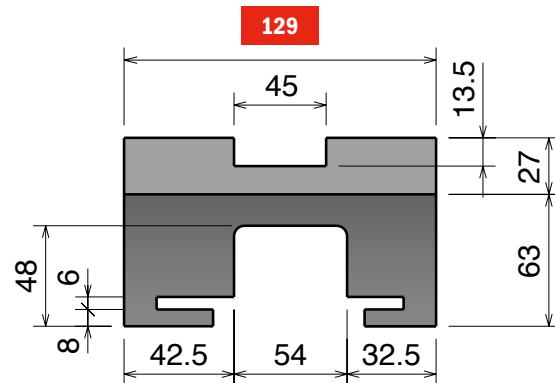
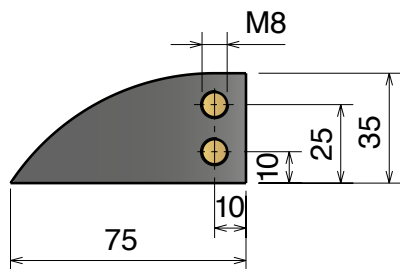
Curva Larghezza Base = 129 mm; Passo = 120 mm

Curve Basic Width = 129 mm; Pitch = 120 mm

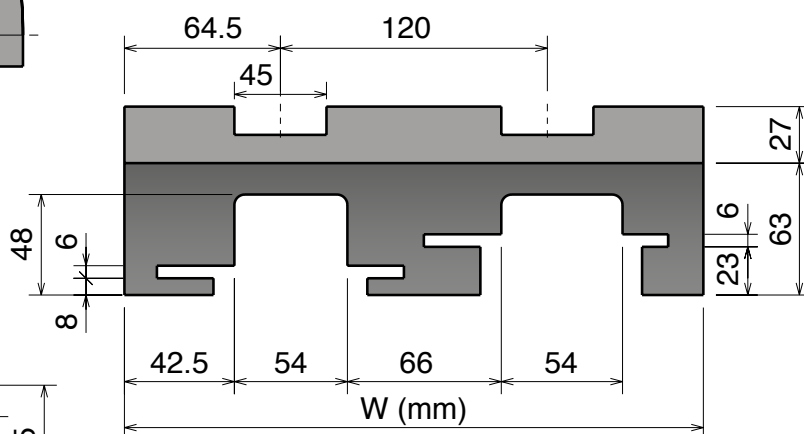
Kurve Basisbreite = 129 mm; Teilung = 120 mm



Available in  
**BluLub®**



SINGLE TRACK



MULTI TRACK

### Magnetic System

Upper part available, on request,  
also in **BluLub®**  
and for abrasive applications.

Part	Article-Nr.	Tracks	W	Material
715	715 11 615	1	129	<b>Standard</b> codes on table
715	715 11 625	2	249	
715	715 11 635	3	369	add "B" for <b>BluLub®</b>
715	715 11 645	4	489	
715	715 11 655	5	609	add "C" for abrasive

Part	Article-Nr.	Tracks	W	Material
715	715 11 615 RS	1	129	<b>RS</b>
715	715 11 625 RS	2	249	
715	715 11 635 RS	3	369	add "RS" for RS-version
715	715 11 645 RS	4	489	
715	715 11 655 RS	5	609	

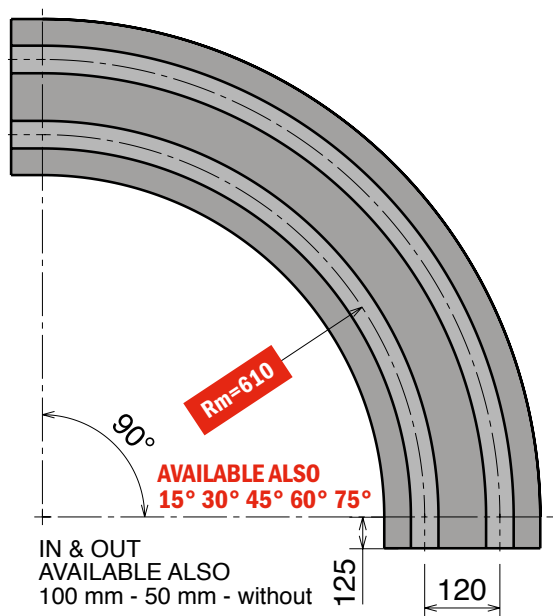
## 880-881 K450 M22A Series

Chain Reference	879 M - K450	880 M - K450	881 M - K450
-----------------	--------------	--------------	--------------

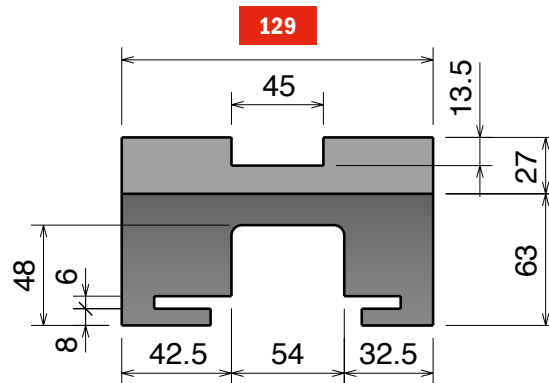
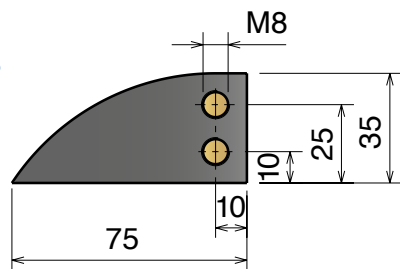
Curva Larghezza Base = 129 mm; Passo = 120 mm

Curve Basic Width = 129 mm; Pitch = 120 mm

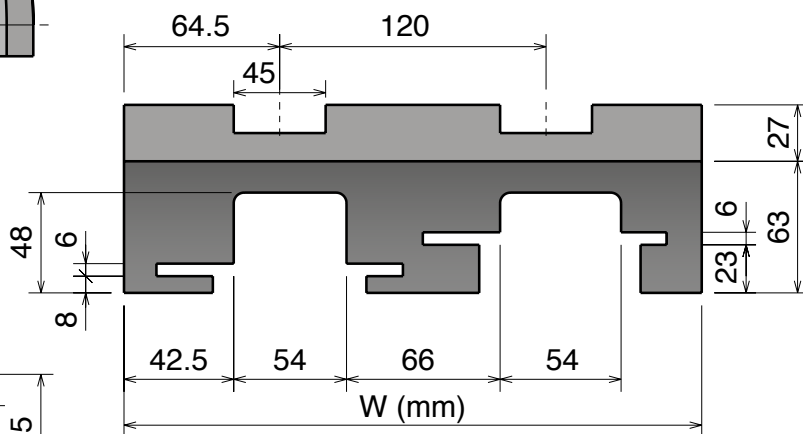
Kurve Basisbreite = 129 mm; Teilung = 120 mm



Available in  
**BluLub®**



SINGLE TRACK



MULTI TRACK

### Magnetic System

Upper part available, on request,  
 also in **BluLub®**  
 and for abrasive applications.

Part	Article-Nr.	Tracks	W	Material
704	704 13 615	1	129	<b>Standard</b> codes on table
704	704 13 625	2	249	
704	704 13 635	3	369	add "B" for <b>BluLub®</b>
704	704 13 645	4	489	
704	704 13 655	5	609	add "C" for abrasive

Part	Article-Nr.	Tracks	W	Material
704	704 13 615 RS	1	129	<b>RS</b> add "RS" for RS-version
704	704 13 625 RS	2	249	
704	704 13 635 RS	3	369	
704	704 13 645 RS	4	489	
704	704 13 655 RS	5	609	

# 880-881 K450 M27 Series

Curve magnetiche, Tab & Bevel / Magnetic, Tab & Bevel corner tracks / Kurvenführungen Magnet, Tab & Bevel Version

Materiale / Material / Materialien:

Poliethylene UHMW-PE

Polyethylene UHMW-PE

Polyäthylen UHMW-PE

## 880-881 K450 M27 Series

**New**

Chain Reference

879 M - K450

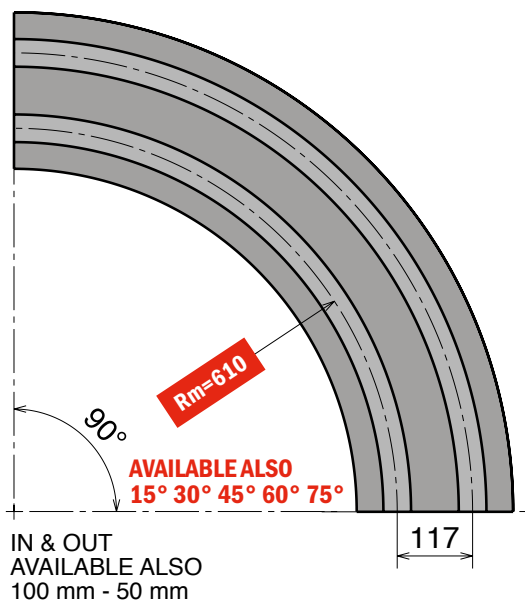
880 M - K450

881 M - K450

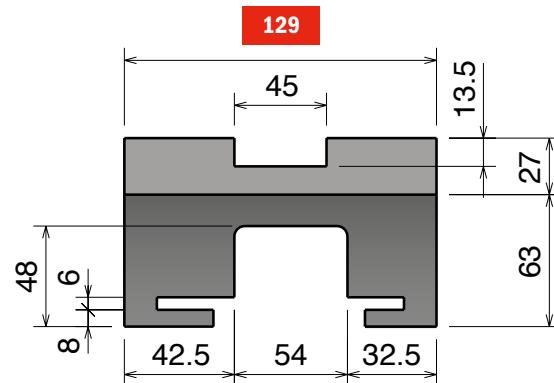
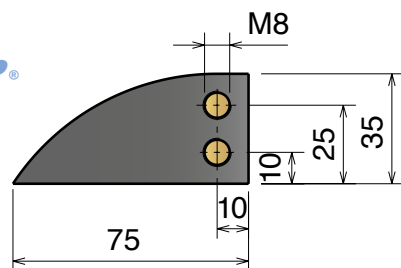
Curva Larghezza Base = 129 mm; Passo = 117 mm

Curve Basic Width = 129 mm; Pitch = 117 mm

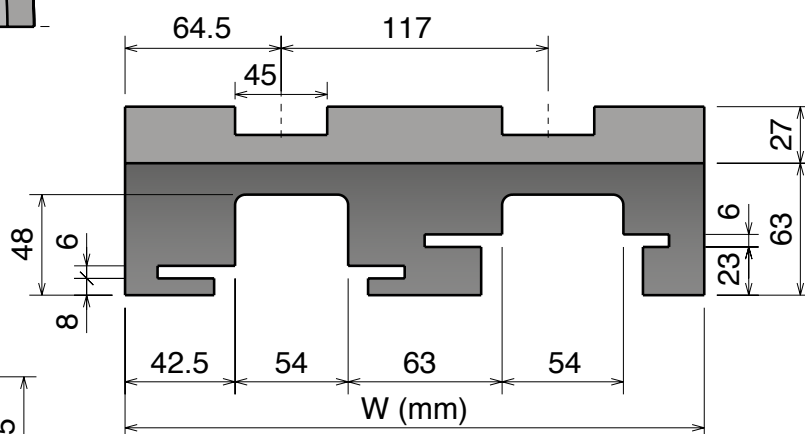
Kurve Basisbreite = 129 mm; Teilung = 117 mm



Available in  
**BluLub®**



SINGLE TRACK



MULTI TRACK

### Magnetic System

Upper part available, on request,  
also in **BluLub®**  
and for abrasive applications.

Part	Article-Nr.	Tracks	W	Material
731	731 13 610	1	129	<b>Standard</b> codes on table
731	731 13 620	2	246	
731	731 13 630	3	363	
731	731 13 640	4	480	add "B" for <b>BluLub®</b>
731	731 13 650	5	597	
731	731 13 660	6	714	
731	731 13 670	7	831	add "C" for abrasive
731	731 13 680	8	948	

Part	Article-Nr.	Tracks	W	Material
731	731 13 610 RS	1	129	<b>RS</b> add "RS" for RS-version
731	731 13 620 RS	2	246	
731	731 13 630 RS	3	363	
731	731 13 640 RS	4	480	
731	731 13 650 RS	5	597	
731	731 13 660 RS	6	714	
731	731 13 670 RS	7	831	
731	731 13 680 RS	8	948	

**Movex®**



## 880-881 K750 M61 Series

Chain Reference

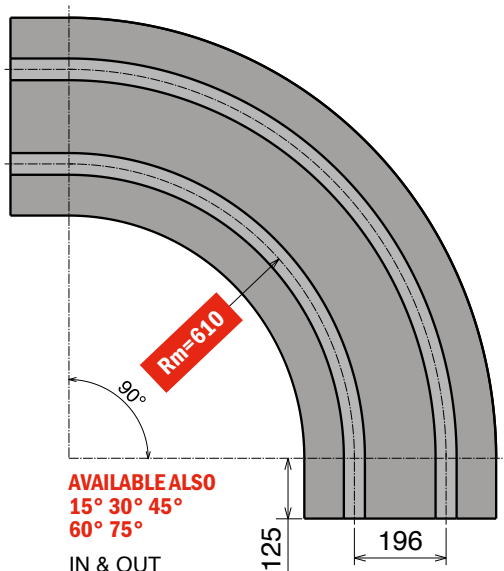
880 M - K750

881 M - K750

Curva Larghezza Base = 214 mm; Passo = 196 mm

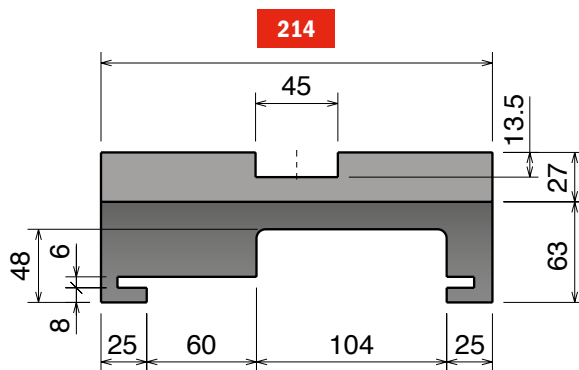
Curve Basic Width = 214 mm; Pitch = 196 mm

Kurve Basisbreite = 214 mm; Teilung = 196 mm

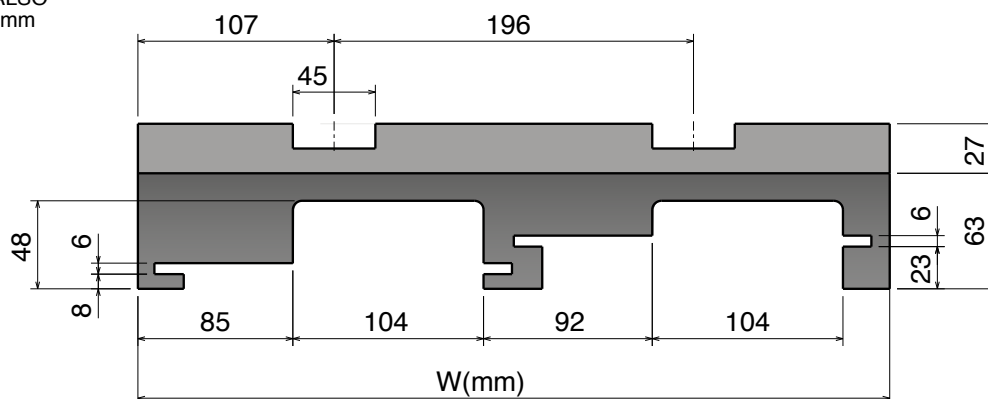


AVAILABLE ALSO  
15° 30° 45°  
60° 75°

IN & OUT  
AVAILABLE ALSO  
100 mm - 50 mm  
without



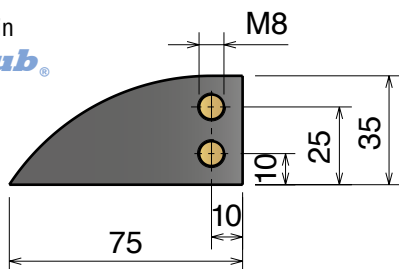
SINGLE TRACK



MULTI TRACK




Available in  
**BluLub®**




Upper part available, on request,  
also in **BluLub®**  
and for abrasive applications.

### Magnetic System

Part	Article-Nr.	Tracks	W	Material
716	716 13 615	1	214	 <b>Standard</b> codes on table
716	716 13 625	2	410	
716	716 13 635	3	606	

add "**B**" for  
**BluLub®**

add "**C**"  
for abrasive

Part	Article-Nr.	Tracks	W	Material
716	716 13 615 RS	1	214	 <b>RS</b> add " <b>RS</b> " for RS-version
716	716 13 625 RS	2	410	
716	716 13 635 RS	3	606	

## 880-881 K750 M62/66/65 Series

Chain Reference

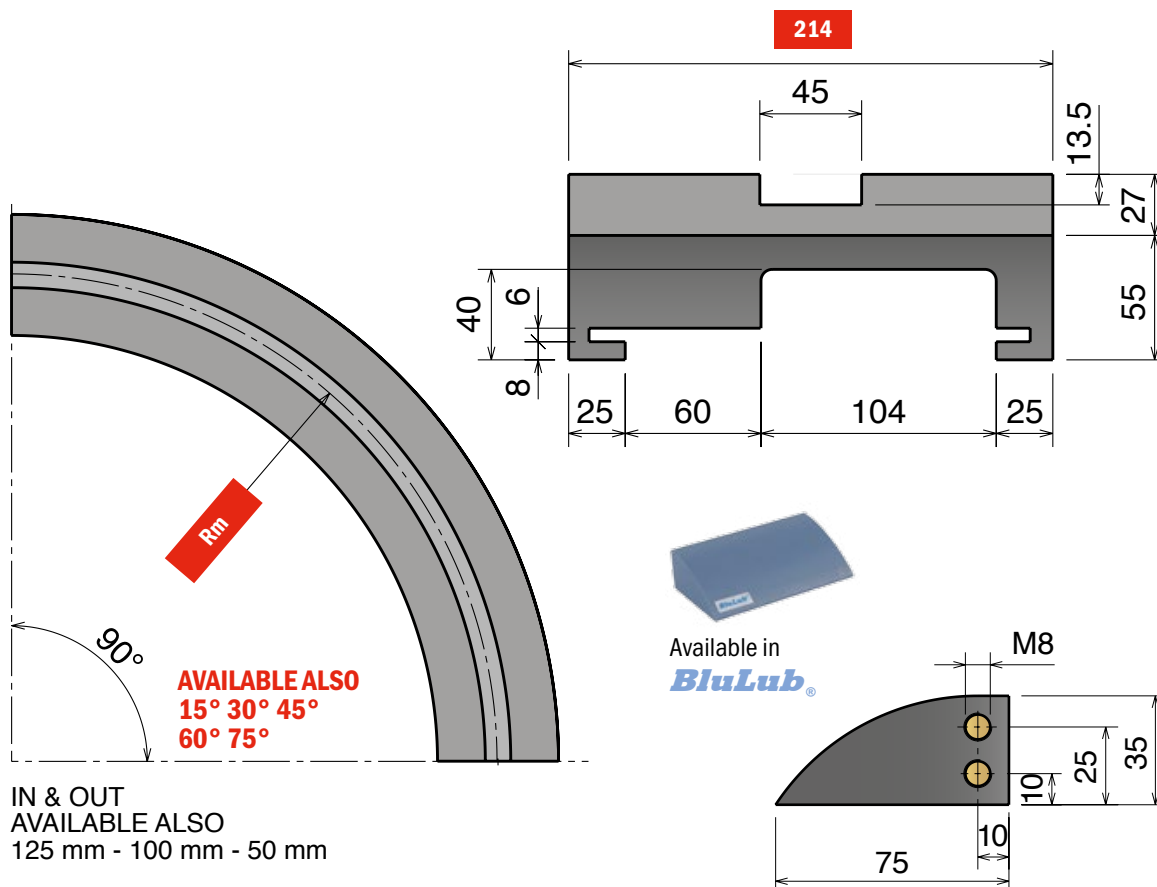
880 M - K750

881 M - K750

Curva Larghezza Base = 214 mm

Curve Basic Width = 214 mm

Kurve Basisbreite = 214 mm



IN & OUT  
AVAILABLE ALSO  
125 mm - 100 mm - 50 mm

AVAILABLE ALSO  
15° 30° 45°  
60° 75°

### Magnetic System

Upper part available, on request,  
also in **BluLub®**  
and for abrasive applications.

Part	Article-Nr.	Tracks	W	R	Material
707	707 16 610	1	214	750	 <b>Standard</b> codes on table
707	707 18 610	1	214	860	
707	707 19 610	1	214	1000	

add "**B**" for  
**BluLub®**

add "**C**"  
for abrasive

Part	Article-Nr.	Tracks	W	R	Material
707	707 16 610 RS	1	214	750	 <b>RS</b> add " <b>RS</b> " for RS-version
707	707 18 610 RS	1	214	860	
707	707 19 610 RS	1	214	1000	

## 882-8857 K750 M81 Series

Chain Reference

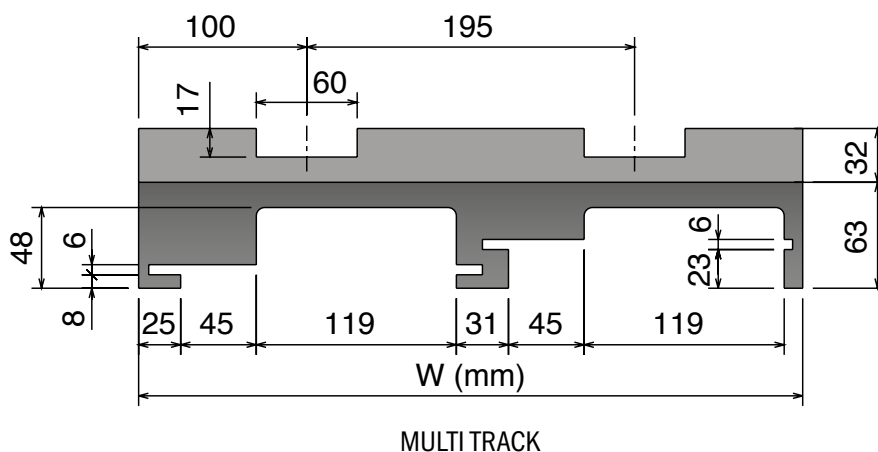
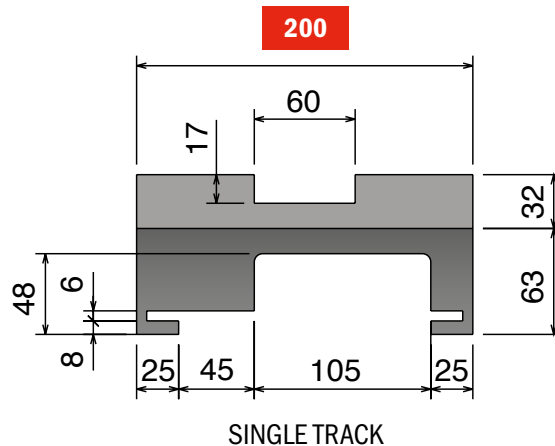
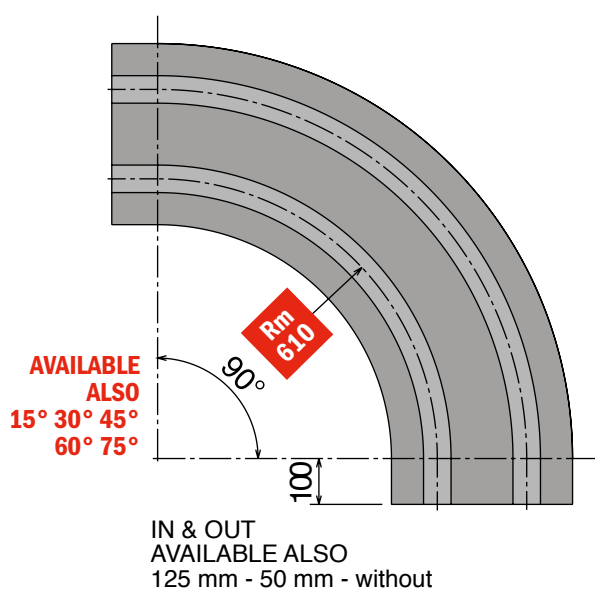
882 M - K750

8857 M - K750

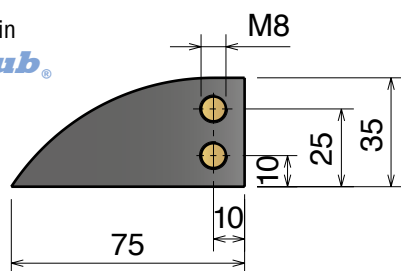
Curva Larghezza Base = 200 mm; Passo = 195 mm

Curve Basic Width = 200 mm; Pitch = 195 mm

Kurve Basisbreite = 200 mm; Teilung = 195 mm




Available in  
**BluLub®**




### Magnetic System

Upper part available, on request,  
also in **BluLub®**  
and for abrasive applications.

Part	Article-Nr.	Tracks	W	Material
717	717 13 614	1	200	 <b>Standard</b> codes on table
717	717 13 624	2	395	
717	717 13 634	3	590	
717	717 13 644	4	785	

add "**B**" for  
**BluLub®**

add "**C**"  
for abrasive

Part	Article-Nr.	Tracks	W	Material
717	717 13 614 RS	1	200	 <b>RS</b> add " <b>RS</b> " for RS-version
717	717 13 624 RS	2	395	
717	717 13 634 RS	3	590	
717	717 13 644 RS	4	785	

## 882-8857 K750 M85 Series

Chain Reference

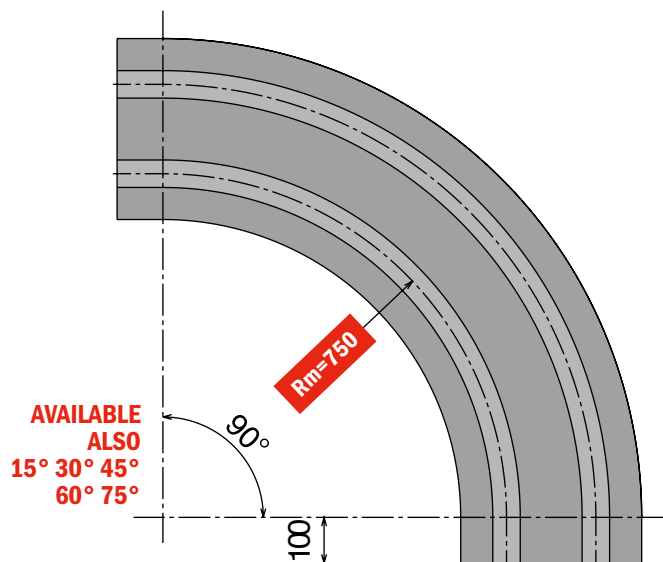
882 M - K750

8857 M - K750

Curva Larghezza Base = 200 mm; Passo = 195 mm

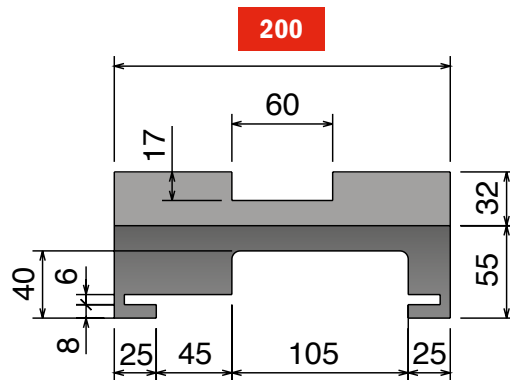
Curve Basic Width = 200 mm; Pitch = 195 mm

Kurve Basisbreite = 200 mm; Teilung = 195 mm

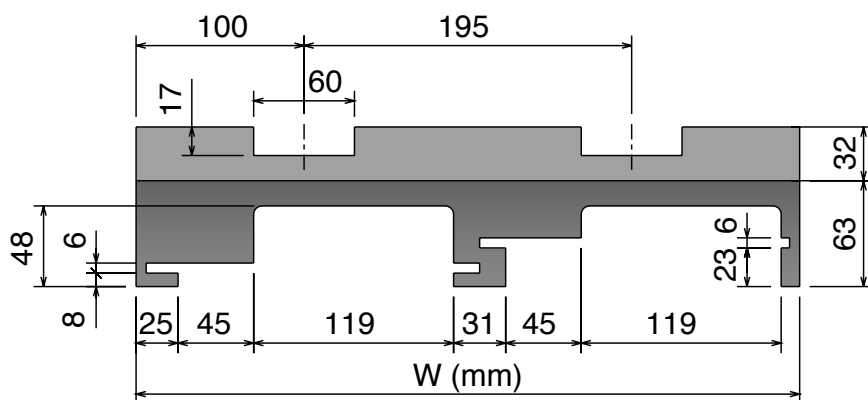


AVAILABLE  
ALSO  
15° 30° 45°  
60° 75°

IN & OUT  
AVAILABLE ALSO  
125 mm - 50 mm - without



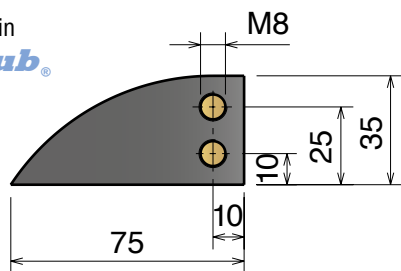
SINGLE TRACK



MULTI TRACK



Available in  
**BluLub®**



### Magnetic System

Upper part available, on request,  
also in **BluLub®**  
and for abrasive applications.

Part	Article-Nr.	Tracks	W	Material
718	718 16 614	1	200	<b>Standard</b> codes on table
718	718 16 624	2	395	
718	718 16 634	3	590	

add "B" for  
**BluLub®**

add "C" for  
abrasive

Part	Article-Nr.	Tracks	W	Material
718	718 16 614 RS	1	200	<b>RS</b> add "RS" for RS-version
718	718 16 624 RS	2	395	
718	718 16 634 RS	3	590	

## 882-8857 K750 M86 Series

Chain Reference

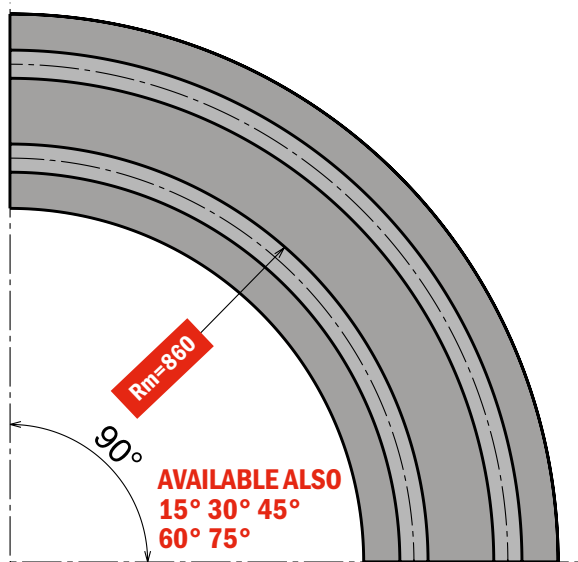
882 M - K750

8857 M - K750

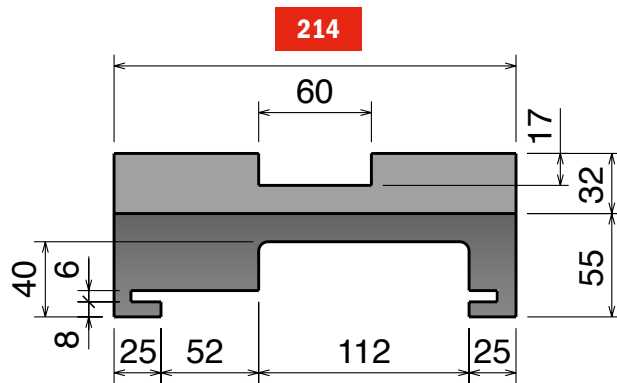
Curva Larghezza Base = 214 mm; Passo = 200 mm

Curve Basic Width = 214 mm; Pitch = 200 mm

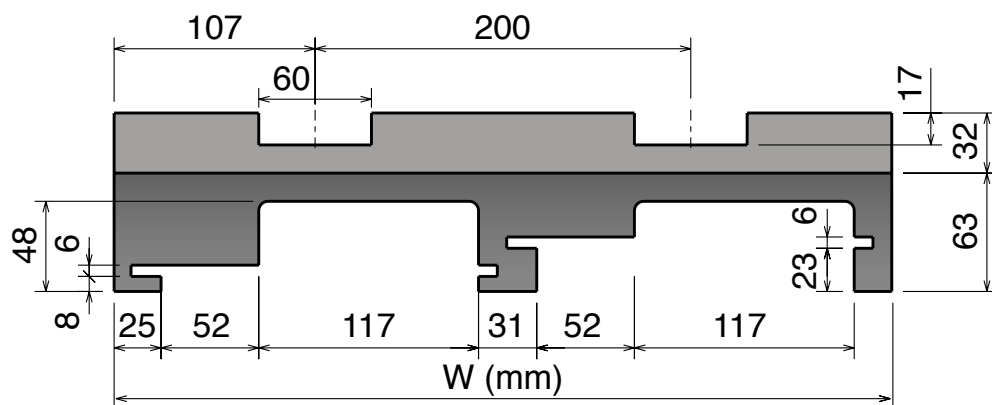
Kurve Basisbreite = 214 mm; Teilung = 200 mm



IN & OUT  
AVAILABLE ALSO  
125 mm  
100 mm  
50 mm



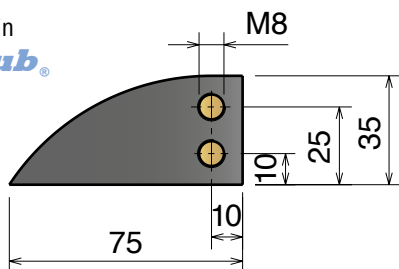
SINGLE TRACK



MULTI TRACK




Available in  
**BluLub®**




Upper part available, on request,  
also in **BluLub®**  
and for abrasive applications.

### Magnetic System

Part	Article-Nr.	Tracks	W	Material
708	708 18 610	1	214	 <b>Standard</b> codes on table
708	708 18 620	2	414	
708	708 18 630	3	614	

add "**B**" for  
**BluLub®**

add "**C**"  
for abrasive

Part	Article-Nr.	Tracks	W	Material
708	708 18 610 RS	1	214	 <b>RS</b> add " <b>RS</b> " for RS-version
708	708 18 620 RS	2	414	
708	708 18 630 RS	3	614	

# 882-8857 K750 M80 Series

Curve magnetiche, Tab & Bevel / Magnetic, Tab & Bevel corner tracks / Kurvenführungen Magnet, Tab & Bevel Version

Materiale / Material / Materialien:

Polietilene UHMW-PE

Polyethylene UHMW-PE

Polyäthylen UHMW-PE

## 882-8857 K750 M80 Series

Chain Reference

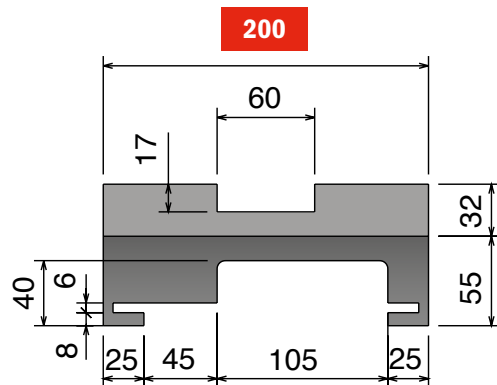
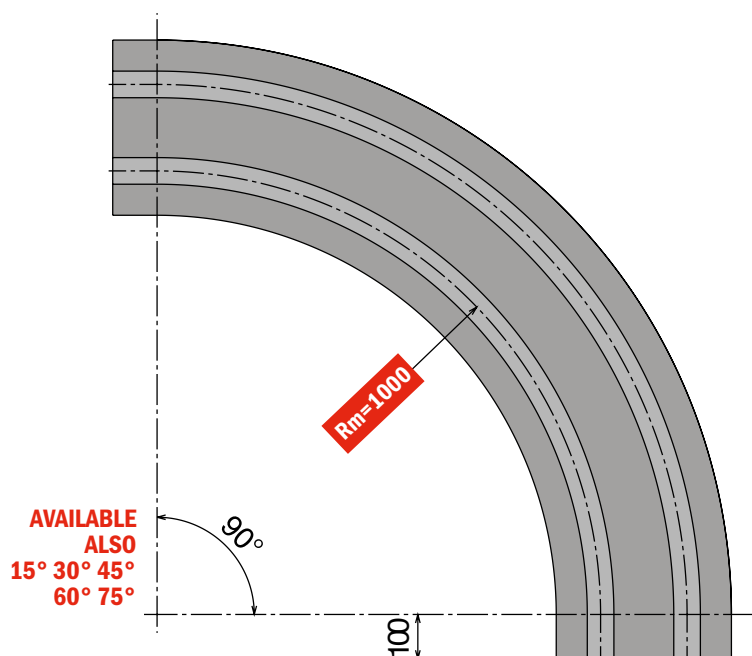
882 M - K750

8857 M - K750

Curva Larghezza Base = 200 mm; Passo = 195 mm

Curve Basic Width = 200 mm; Pitch = 195 mm

Kurve Basisbreite = 200 mm; Teilung = 195 mm

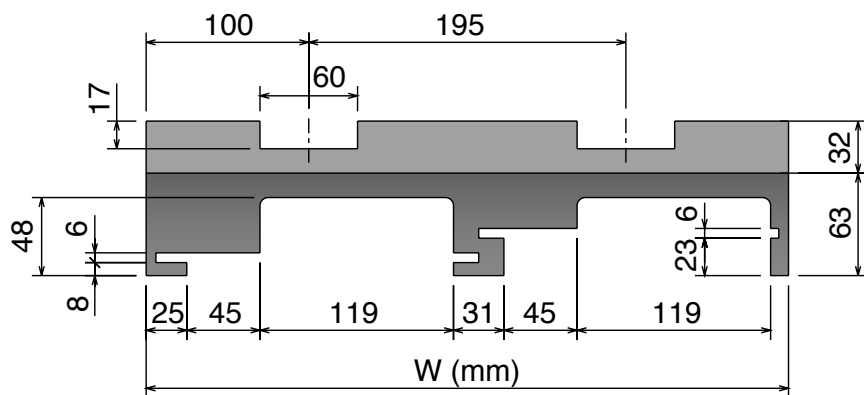
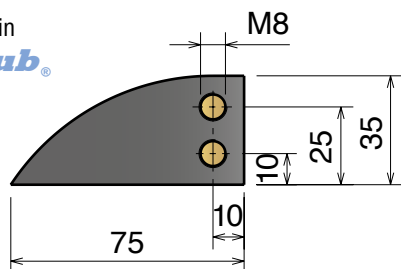


SINGLE TRACK

IN & OUT  
AVAILABLE ALSO  
125 mm - 50 mm - without



Available in  
**BluLub®**



MULTI TRACK

### Magnetic System

Upper part available, on request,  
also in **BluLub®**  
and for abrasive applications.

Part	Article-Nr.	Tracks	W	Material
719	719 19 614	1	200	<b>Standard</b> codes on table
719	719 19 624	2	395	
719	719 19 634	3	590	

add "B" for  
**BluLub®**

add "C"  
for abrasive

Part	Article-Nr.	Tracks	W	Material
719	719 19 614 RS	1	200	<b>RS</b> add "RS" for RS-version
719	719 19 624 RS	2	395	
719	719 19 634 RS	3	590	

**Movex®**



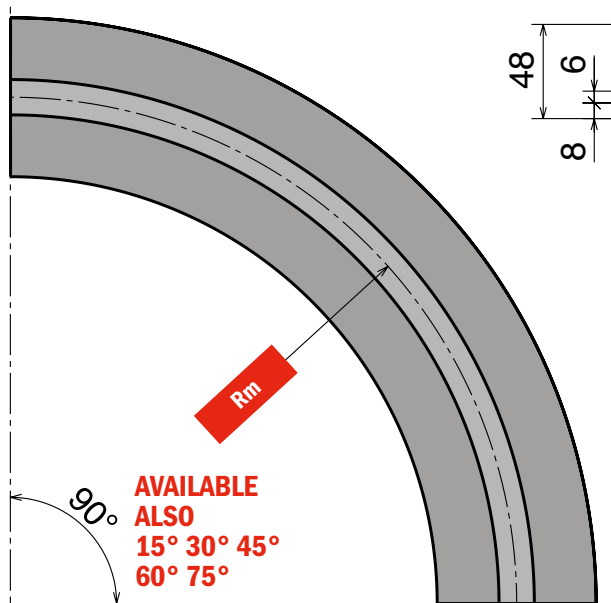
## 882-8857 K1000 M93/M94 Series

Chain Reference 882 M - K1000 8857 M - K1000

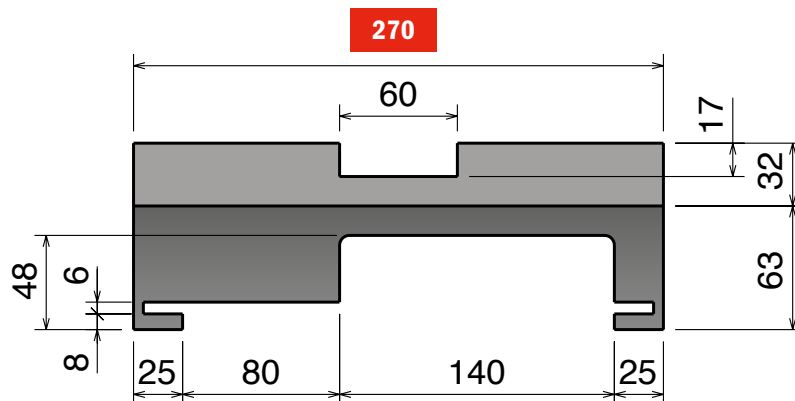
Curva Larghezza Base = 270 mm

Curve Basic Width = 270 mm

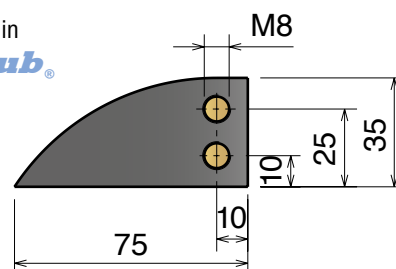
Kurve Basisbreite = 270 mm



IN & OUT  
AVAILABLE ALSO  
125 mm - 100 mm - 50 mm




Available in  
**BluLub®**




### Magnetic System

Upper part available, on request,  
also in **BluLub®**  
and for abrasive applications.

Part	Article-Nr.	Tracks	Rm	W	Material
709	709 18 610	1	860	270	 <b>Standard</b> codes on table
709	709 19 610	1	1000	270	

add "**B**" for  
**BluLub®**

add "**C**"  
for abrasive

Part	Article-Nr.	Tracks	Rm	W	Material
709	709 18 610 RS	1	860	270	 <b>RS</b> add " <b>RS</b> " for RS-version
709	709 19 610 RS	1	1000	270	

# 882-8857 K1200 M97/M98 Series

Curve magnetiche, Tab & Bevel / Magnetic, Tab & Bevel corner tracks / Kurvenführungen Magnet, Tab & Bevel Version

Materiale / Material / Materialien:

Poliethylene UHMW-PE

Polyethylene UHMW-PE

Polyäthylen UHMW-PE

## 882-8857 K1200 M97/M98 Series

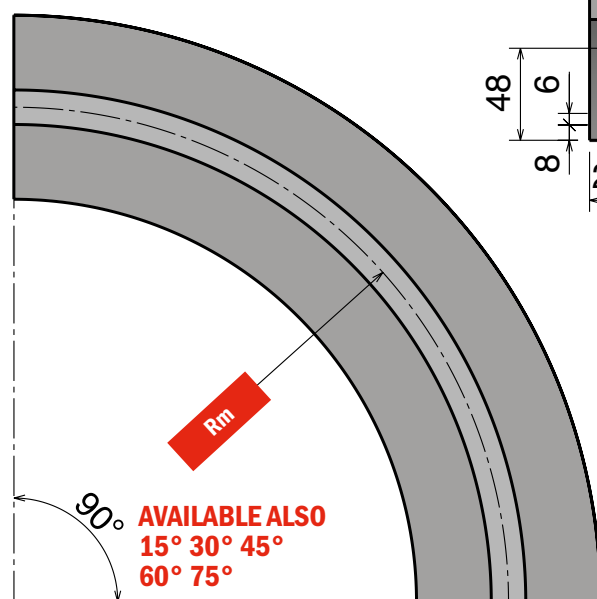
Chain Reference

882 M - K1200

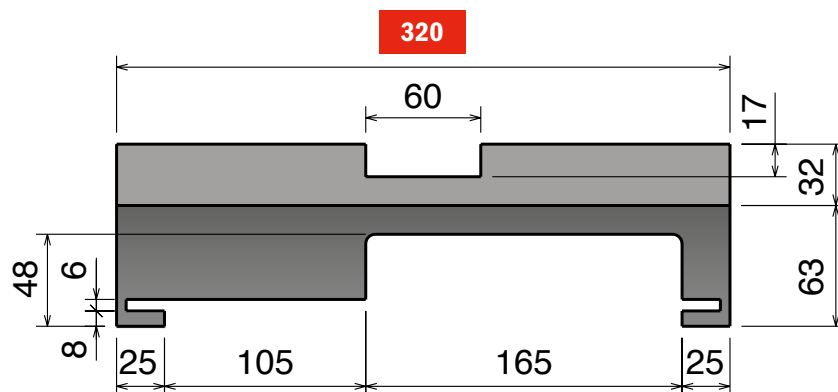
Curva Larghezza Base = 320 mm

Curve Basic Width = 320 mm

Kurve Basisbreite = 320 mm

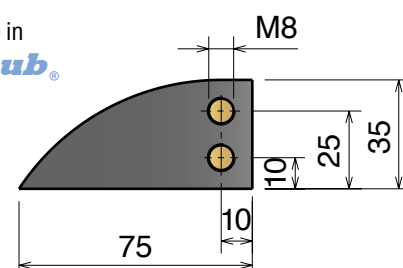


IN & OUT  
AVAILABLE ALSO  
125 mm - 100 mm - 50 mm



Available in

**BluLub®**



### Magnetic System

Upper part available, on request,  
also in **BluLub®**  
and for abrasive applications.

Part	Article-Nr.	Tracks	Rm	W	Material
710	710 18 610	1	860	320	<b>Standard</b> codes on table
710	710 19 610	1	1000	320	



add "B" for  
**BluLub®**



add "C" for  
abrasive

Part	Article-Nr.	Tracks	Rm	W	Material
710	710 18 610 RS	1	860	320	<b>RS</b>
710	710 19 610 RS	1	1000	320	

add "RS" for  
RS-version

**Movex®**

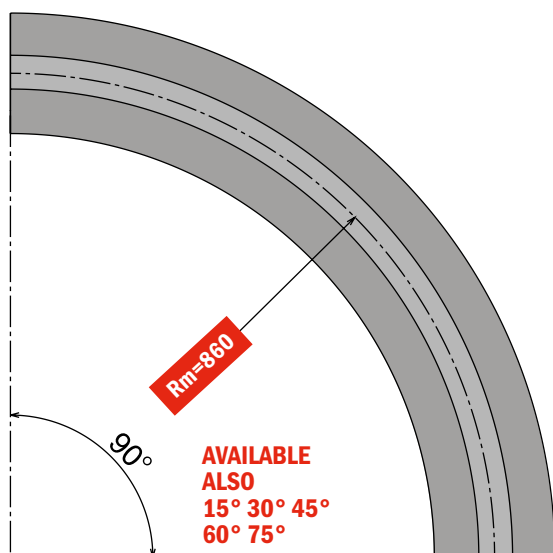
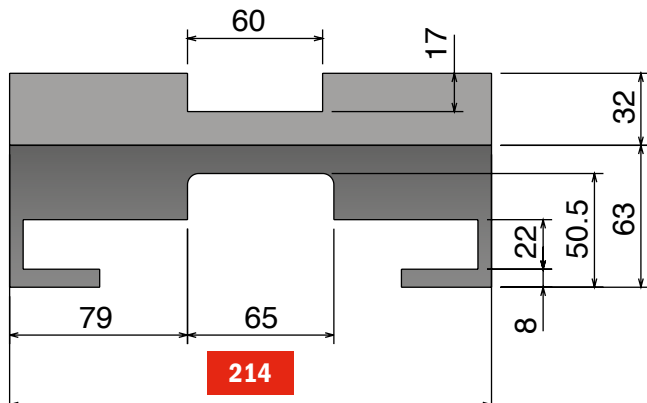
## LBP 882 K750 MP861 Series

Chain Reference LBP 882 M - K750

Curva Larghezza Base = 214 mm

Curve Basic Width = 214 mm

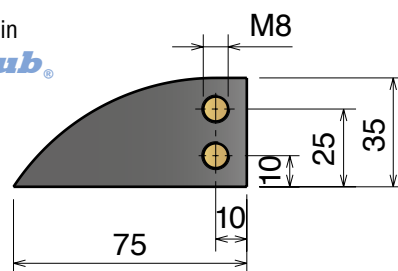
Kurve Basisbreite = 214 mm



IN & OUT  
AVAILABLE ALSO  
125 mm - 100 mm - 50 mm



Available in  
**BluLub®**



### Magnetic System

Upper part available, on request,  
also in **BluLub®**  
and for abrasive applications.

Part	Article-Nr.	Tracks	W	Material
781	781 18 610	1	214	Standard codes on table



add "B" for  
**BluLub®**

add "C"  
for abrasive

Part	Article-Nr.	Tracks	W	Material
781	781 18 610 RS	1	270	add "RS" for RS-version



**RS**  
add "RS" for  
RS-version

# LBP 882 K1000 MP931/MP941 Series

Curve magnetiche, Tab & Bevel / Magnetic, Tab & Bevel corner tracks / Kurvenführungen Magnet, Tab & Bevel Version

Materiale / Material / Materialien:  
 Polietilene UHMW-PE  
 Polyethylene UHMW-PE  
 Polyäthylen UHMW-PE

## LBP 882 K1000 MP931/MP941 Series

**New**

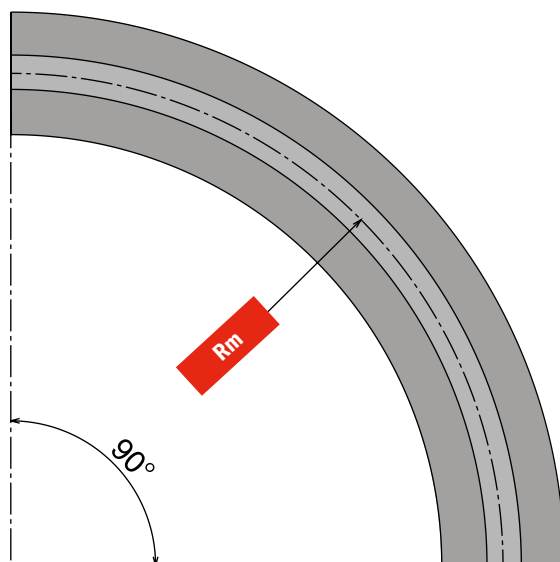
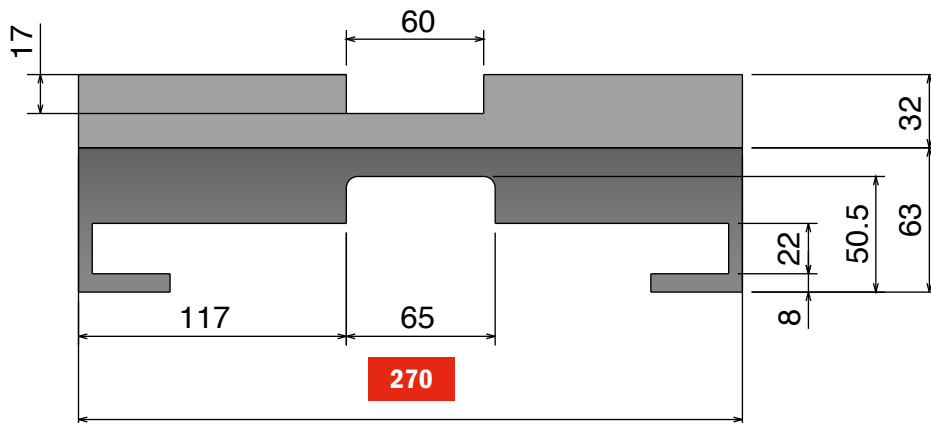
Chain Reference

LBP 882 M - K1000

Curva Larghezza Base = 270 mm

Curve Basic Width = 270 mm

Kurve Basisbreite = 270 mm

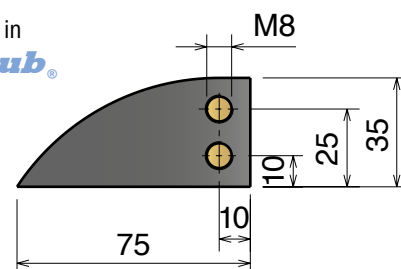


IN & OUT  
 AVAILABLE ALSO  
 125 mm - 100 mm - 50 mm



Available in

**BluLub®**



### MP931 Series

**Magnetic System**

Upper part available, on request,  
 also in **BluLub®**  
 and for abrasive applications.

Part	α 15°	α 30°	α 45°	α 60°	α 75°	α 90°		Tracks	R	W
784	784 18 110	784 18 210	784 18 310	784 18 410	784 18 510	784 18 610		1	860	270
Material	Standard codes on table			add "B" for <b>BluLub®</b>		add "C" for abrasive			add "RS" for <b>RS</b> -version	

### MP941 Series

Part	α 15°	α 30°	α 45°	α 60°	α 75°	α 90°		Tracks	R	W
784	784 19 110	784 19 210	784 19 310	784 19 410	784 19 510	784 19 610		1	1000	270
Material	Standard codes on table			add "B" for <b>BluLub®</b>		add "C" for abrasive			add "RS" for <b>RS</b> -version	

## LBP 882 K1000 MP91 Series

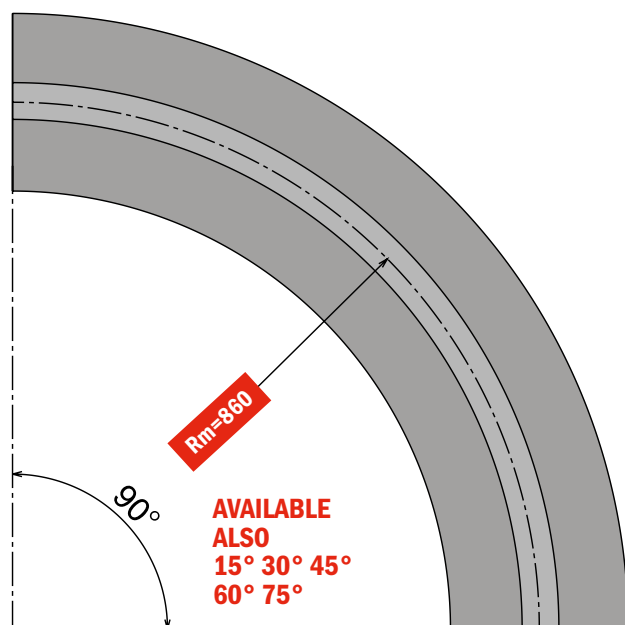
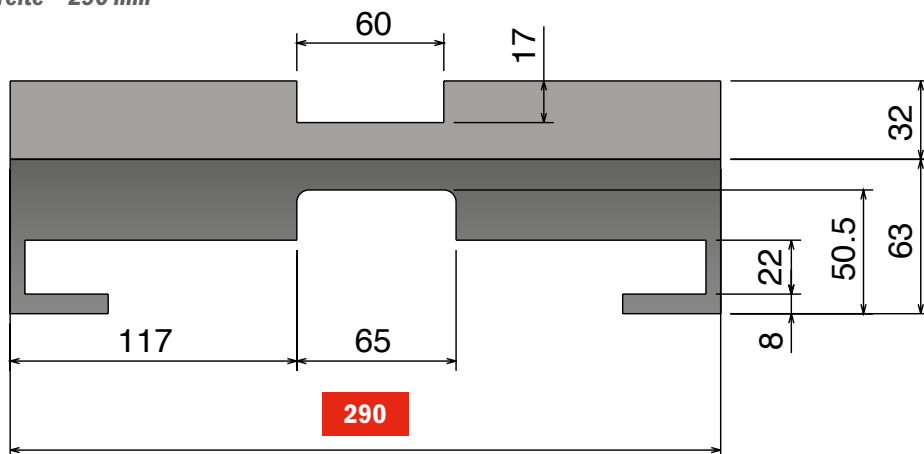
Chain Reference

LBP 882 M - K1000

Curva Larghezza Base = 290 mm

Curve Basic Width = 290 mm

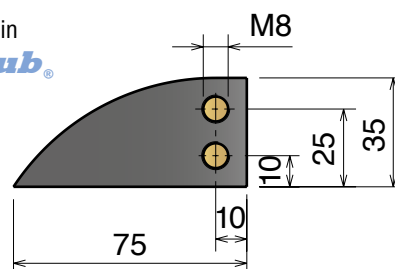
Kurve Basisbreite = 290 mm



IN & OUT  
AVAILABLE ALSO  
125 mm - 100 mm - 50 mm



Available in  
**BluLub®**



### Magnetic System

Upper part available, on request,  
also in **BluLub®**  
and for abrasive applications.

Part	Article-Nr.	Tracks	W	Material
782	782 18 610	1	290	Standard codes on table



add "B" for  
**BluLub®**



add "C"  
for abrasive

Part	Article-Nr.	Tracks	W	Material
782	782 18 610 RS	1	290	add "RS" for RS-version



**RS**  
add "RS" for  
RS-version

# LBP 882 K1200 MP971/MP981 Series

Curve magnetiche, Tab & Bevel / Magnetic, Tab & Bevel corner tracks / Kurvenführungen Magnet, Tab & Bevel Version

Materiale / Material / Materialien:  
 Polietilene UHMW-PE  
 Polyethylene UHMW-PE  
 Polyäthylen UHMW-PE

## LBP 882 K1200 MP971/MP981 Series

**New**

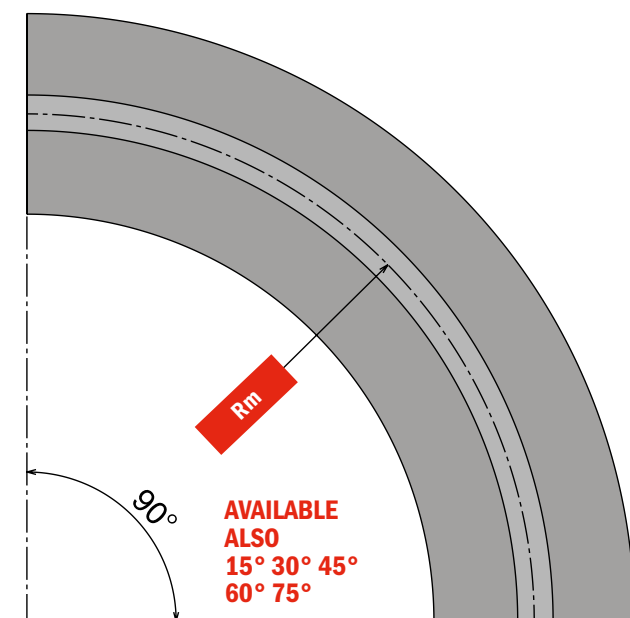
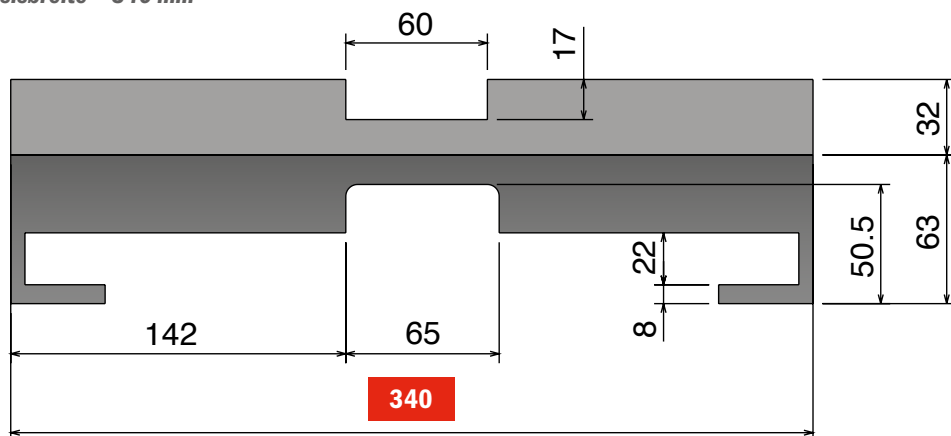
Chain Reference

LBP 882 M - K1200

Curva Larghezza Base = 340 mm

Curve Basic Width = 340 mm

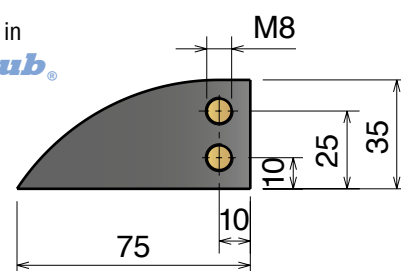
Kurve Basisbreite = 340 mm



IN & OUT  
 AVAILABLE ALSO  
 125 mm - 100 mm - 50 mm




Available in  
**BluLub®**



**Magnetic System**

Upper part available, on request,  
 also in **BluLub®**  
 and for abrasive applications.

Part	Article-Nr.	Tracks	Rm	W	Material
783	783 18 610	1	860	340	
783	783 19 610	1	1000	340	


**Standard** codes  
 on table



add "**B**" for  
**BluLub®**



add "**C**"  
 for abrasive

Part	Article-Nr.	Tracks	Rm	W	Material
783	783 18 610 RS	1	860	340	
783	783 19 610 RS	1	1000	340	

**RS**  
 add "**RS**" for  
 RS-version

**Movex®**



## 260 M MB7 Series

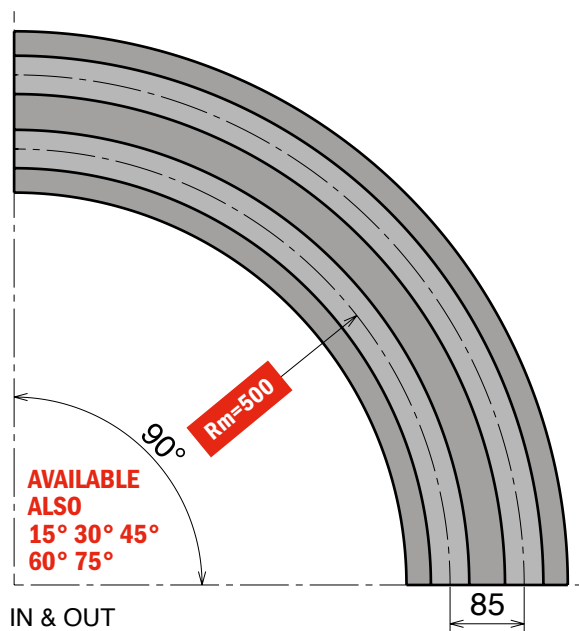
Chain Reference

260 M - K330

Curva Larghezza Base = 100 mm; Passo = 85 mm

Curve Basic Width = 100 mm; Pitch = 85 mm

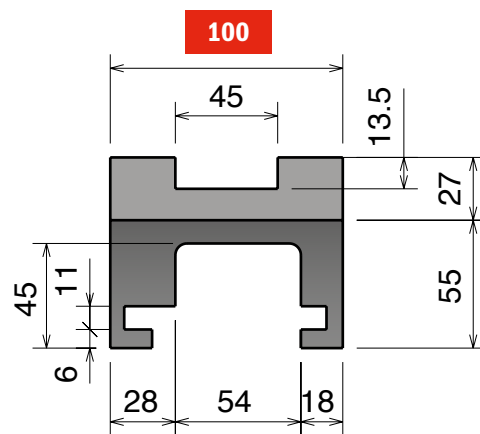
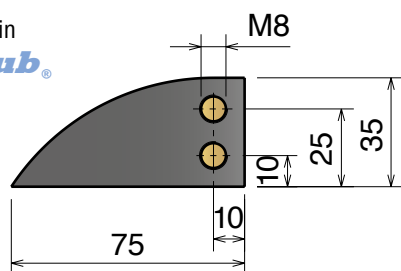
Kurve Basisbreite = 100 mm; Teilung = 85 mm



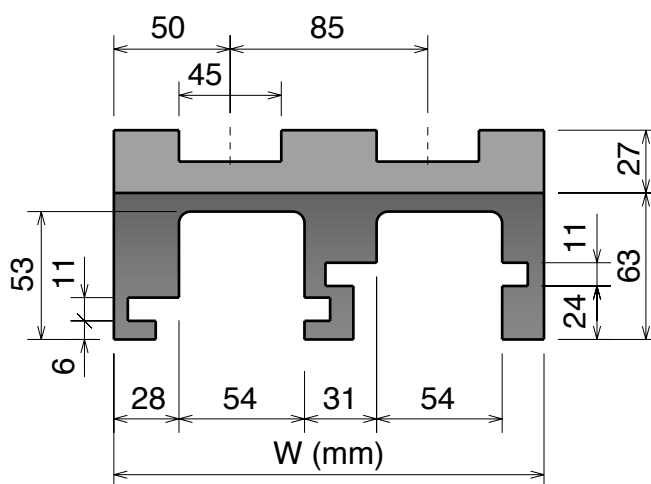
IN & OUT  
 AVAILABLE ALSO  
 125 mm - 100 mm - 50 mm



Available in  
**BluLub®**



SINGLE TRACK




MULTI TRACK

### Magnetic System

Upper part available, on request,  
 also in **BluLub®**  
 and for abrasive applications.

Part	Article-Nr.	Tracks	W	Material
705	705 11 610	1	100	 <b>Standard</b> codes on table
705	705 11 620	2	185	
705	705 11 630	3	270	
705	705 11 640	4	355	 add "B" for <b>BluLub®</b>
705	705 11 650	5	440	
705	705 11 660	6	525	 add "C" for abrasive
705	705 11 670	7	610	
705	705 11 680	8	695	

Part	Article-Nr.	Tracks	W	Material
705	705 11 610 RS	1	100	 <b>RS</b> add "RS" for RS-version
705	705 11 620 RS	2	185	
705	705 11 630 RS	3	270	
705	705 11 640 RS	4	355	
705	705 11 650 RS	5	440	
705	705 11 660 RS	6	525	
705	705 11 670 RS	7	610	
705	705 11 680 RS	8	695	

# 260 M MB6 Series

Curve magnetiche, Tab & Bevel / Magnetic, Tab & Bevel corner tracks / Kurvenführungen Magnet, Tab & Bevel Version

Materiale / Material / Materialien:

Polietilene UHMW-PE

Polyethylene UHMW-PE

Polyäthylen UHMW-PE

## 260 M MB6 Series

**New**

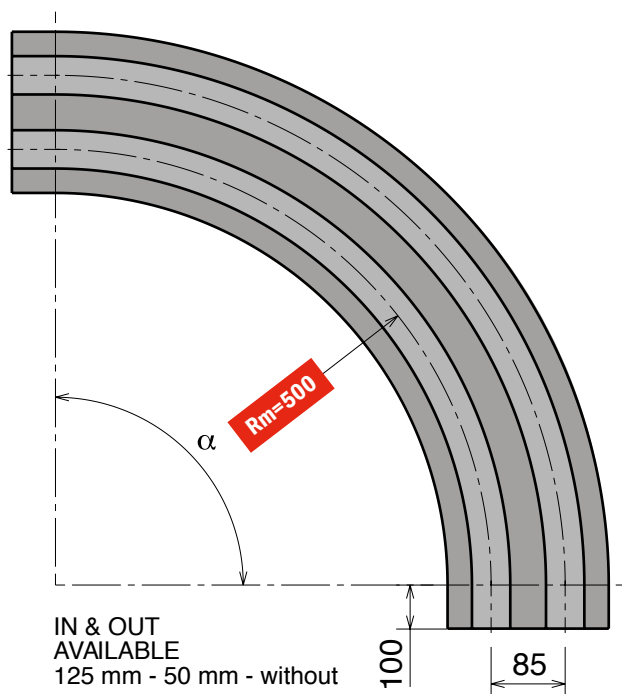
Chain Reference

260 M - K330

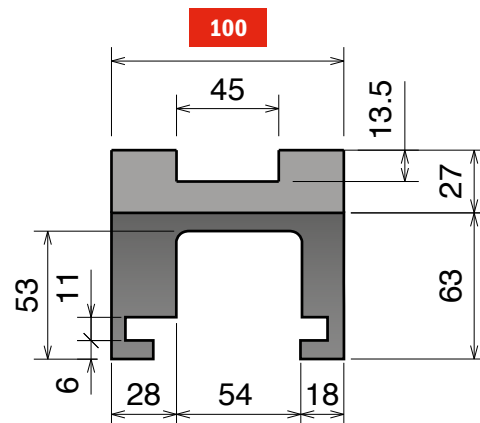
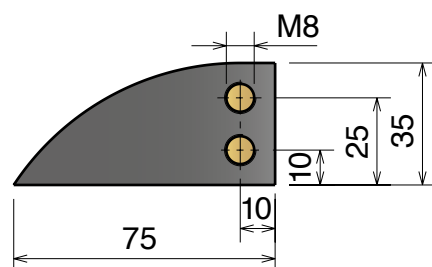
Curva Larghezza Base = 100 mm; Passo = 85 mm

Curve Basic Width = 100 mm; Pitch = 85 mm

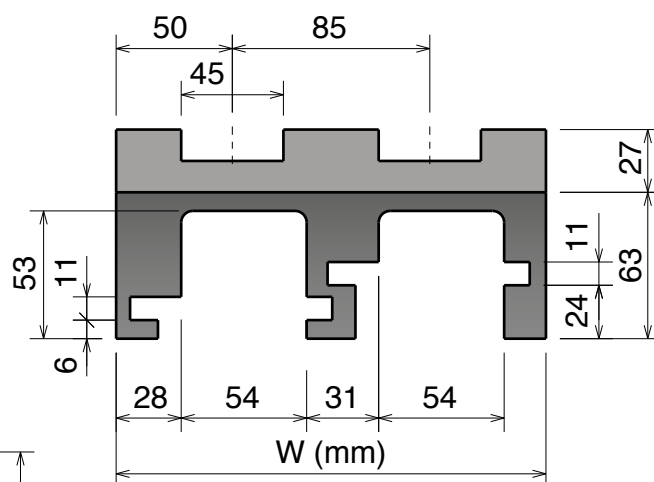
Kurve Basisbreite = 100 mm; Teilung = 85 mm



Available in  
**BluLub®**






SINGLE TRACK




MULTI TRACK

**Magnetic System**

Upper part available, on request,  
also in **BluLub®**  
and for abrasive applications.

Part	α 15°	α 30°	α 45°	α 60°	α 75°	α 90°	Tracks	W	Material
732	732 11 114	732 11 214	732 11 314	732 11 414	732 11 514	732 11 614	1	100	 <b>Standard</b> codes on table
732	732 11 124	732 11 224	732 11 324	732 11 424	732 11 524	732 11 624	2	185	
732	732 11 134	732 11 234	732 11 334	732 11 434	732 11 534	732 11 634	3	270	
732	732 11 144	732 11 244	732 11 344	732 11 444	732 11 544	732 11 644	4	355	 add "B" for <b>BluLub®</b>
732	732 11 154	732 11 254	732 11 354	732 11 454	732 11 554	732 11 654	5	440	
732	732 11 164	732 11 264	732 11 364	732 11 464	732 11 564	732 11 664	6	525	
732	732 11 174	732 11 274	732 11 374	732 11 474	732 11 574	732 11 674	7	610	 add "C" for abrasive
732	732 11 184	732 11 284	732 11 384	732 11 484	732 11 584	732 11 684	8	695	

Part	α 15°	α 30°	α 45°	α 60°	α 75°	α 90°	Tracks	W	Material
732	732 11 114 RS	732 11 214 RS	732 11 314 RS	732 11 414 RS	732 11 514 RS	732 11 614 RS	1	100	 <b>RS</b> add "RS" for RS-version
732	732 11 124 RS	732 11 224 RS	732 11 324 RS	732 11 424 RS	732 11 524 RS	732 11 624 RS	2	185	
732	732 11 134 RS	732 11 234 RS	732 11 334 RS	732 11 434 RS	732 11 534 RS	732 11 634 RS	3	270	
732	732 11 144 RS	732 11 244 RS	732 11 344 RS	732 11 444 RS	732 11 544 RS	732 11 644 RS	4	355	
732	732 11 154 RS	732 11 254 RS	732 11 354 RS	732 11 454 RS	732 11 554 RS	732 11 654 RS	5	440	
732	732 11 164 RS	732 11 264 RS	732 11 364 RS	732 11 464 RS	732 11 564 RS	732 11 664 RS	6	525	
732	732 11 174 RS	732 11 274 RS	732 11 374 RS	732 11 474 RS	732 11 574 RS	732 11 674 RS	7	610	
732	732 11 184 RS	732 11 284 RS	732 11 384 RS	732 11 484 RS	732 11 584 RS	732 11 684 RS	8	695	

**Movex®**

## 260 M MB4 Series

**New**

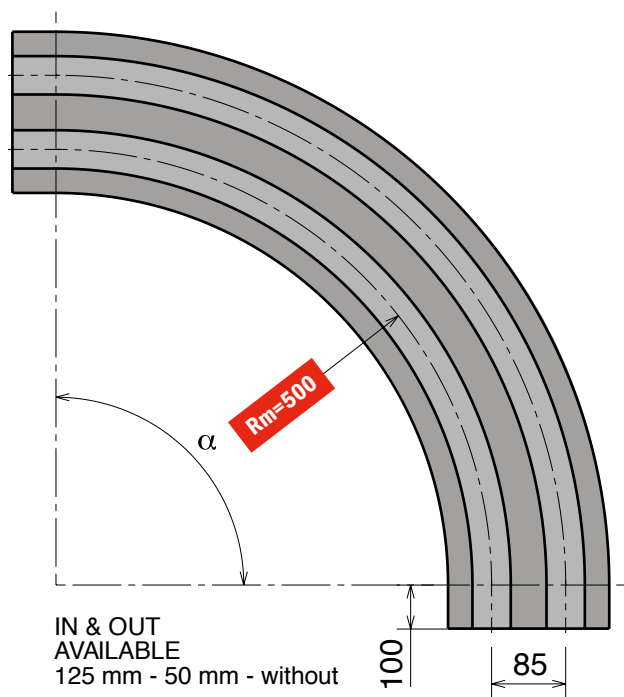
Chain Reference

260 M - K330

Curva Larghezza Base = 111 mm; Passo = 85 mm

Curve Basic Width = 111 mm; Pitch = 85 mm

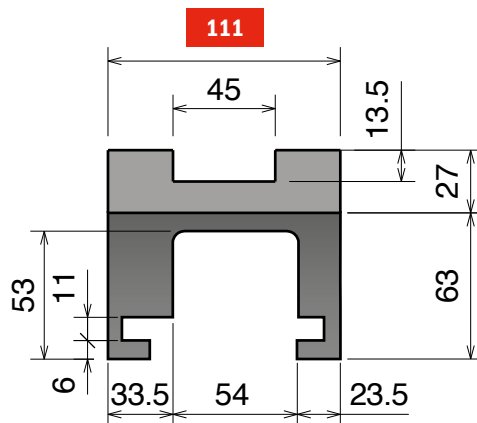
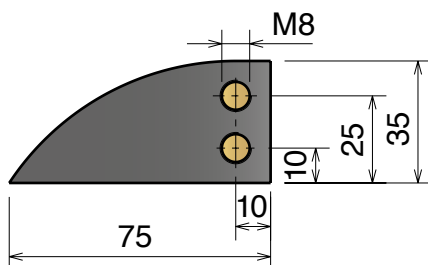
Kurve Basisbreite = 111 mm; Teilung = 85 mm



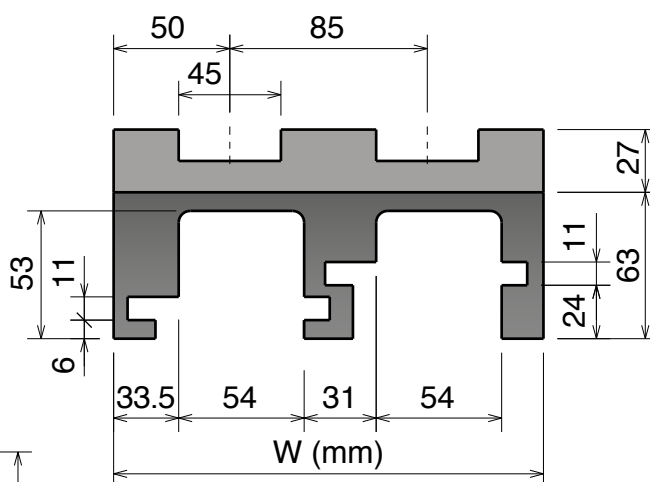
IN & OUT  
AVAILABLE  
125 mm - 50 mm - without



Available in  
**BluLub®**



SINGLE TRACK



MULTI TRACK

### Magnetic System

Upper part available, on request,  
also in **BluLub®**  
and for abrasive applications.

Part	α 15°	α 30°	α 45°	α 60°	α 75°	α 90°	Tracks	W	Material
733	733 11 114	733 11 214	733 11 314	733 11 414	733 11 514	733 11 614	1	111	<b>Standard</b> codes on table
733	733 11 124	733 11 224	733 11 324	733 11 424	733 11 524	733 11 624	2	196	
733	733 11 134	733 11 234	733 11 334	733 11 434	733 11 534	733 11 634	3	281	add "B" for <b>BluLub®</b>
733	733 11 144	733 11 244	733 11 344	733 11 444	733 11 544	733 11 644	4	366	
733	733 11 154	733 11 254	733 11 354	733 11 454	733 11 554	733 11 654	5	451	add "C" for abrasive
733	733 11 164	733 11 264	733 11 364	733 11 464	733 11 564	733 11 664	6	536	
733	733 11 174	733 11 274	733 11 374	733 11 474	733 11 574	733 11 674	7	621	add "RS" for RS-version
733	733 11 184	733 11 284	733 11 384	733 11 484	733 11 584	733 11 684	8	706	

Part	α 15°	α 30°	α 45°	α 60°	α 75°	α 90°	Tracks	W	Material
733	733 11 114 RS	733 11 214 RS	733 11 314 RS	733 11 414 RS	733 11 514 RS	733 11 614 RS	1	111	<b>RS</b> add "RS" for RS-version
733	733 11 124 RS	733 11 224 RS	733 11 324 RS	733 11 424 RS	733 11 524 RS	733 11 624 RS	2	196	
733	733 11 134 RS	733 11 234 RS	733 11 334 RS	733 11 434 RS	733 11 534 RS	733 11 634 RS	3	281	
733	733 11 144 RS	733 11 244 RS	733 11 344 RS	733 11 444 RS	733 11 544 RS	733 11 644 RS	4	366	
733	733 11 154 RS	733 11 254 RS	733 11 354 RS	733 11 454 RS	733 11 554 RS	733 11 654 RS	5	451	
733	733 11 164 RS	733 11 264 RS	733 11 364 RS	733 11 464 RS	733 11 564 RS	733 11 664 RS	6	536	
733	733 11 174 RS	733 11 274 RS	733 11 374 RS	733 11 474 RS	733 11 574 RS	733 11 674 RS	7	621	
733	733 11 184 RS	733 11 284 RS	733 11 384 RS	733 11 484 RS	733 11 584 RS	733 11 684 RS	8	706	

# 260 M MB8 Series

Curve magnetiche, Tab & Bevel / Magnetic, Tab & Bevel corner tracks / Kurvenführungen Magnet, Tab & Bevel Version

Materiale / Material / Materialien:

Polietilene UHMW-PE

Polyethylene UHMW-PE

Polyäthylen UHMW-PE

**New**

## 260 M MB8 Series

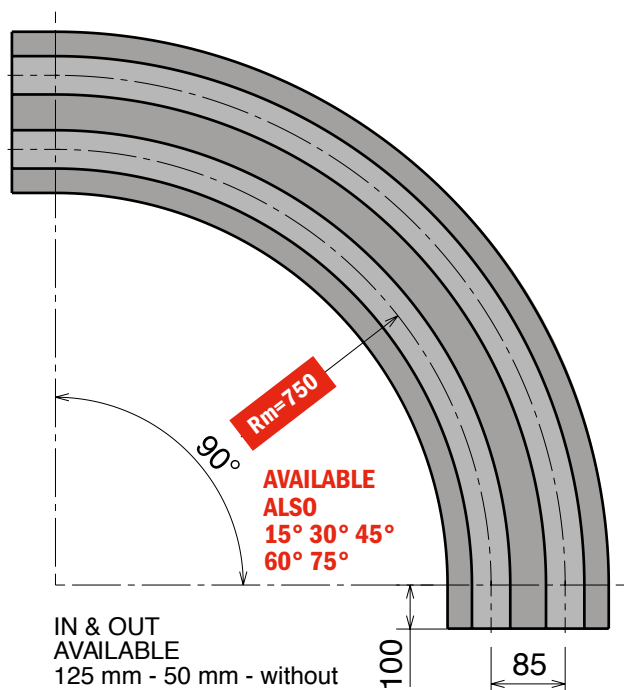
Chain Reference

260 M - K330

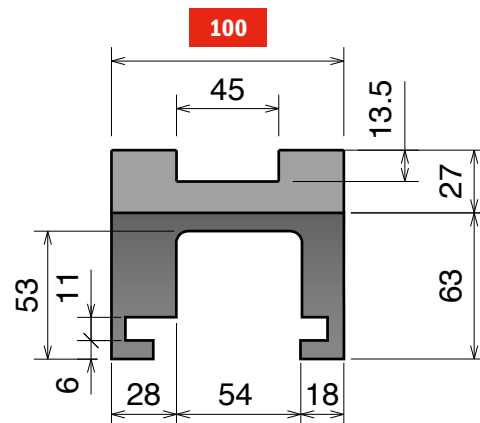
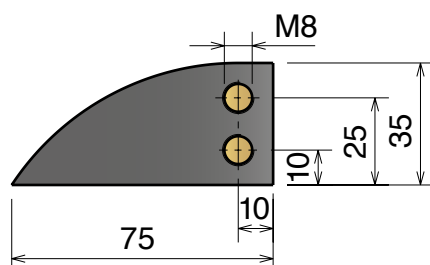
Curva Larghezza Base = 100 mm; Passo = 85 mm

Curve Basic Width = 100 mm; Pitch = 85 mm

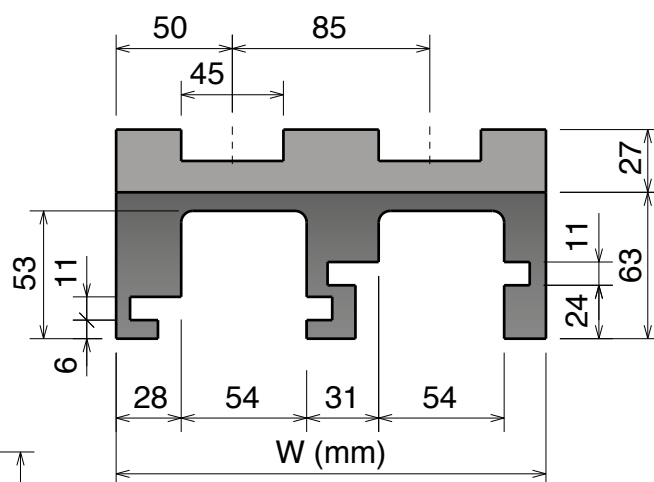
Kurve Basisbreite = 100 mm; Teilung = 85 mm



Available in  
**BluLub®**



SINGLE TRACK



MULTI TRACK

### Magnetic System

Upper part available, on request,  
also in **BluLub®**  
and for abrasive applications.

Part	Article-Nr.	Tracks	W	Material
732	732 16 614	1	100	<b>Standard</b> codes on table
732	732 16 624	2	185	
732	732 16 634	3	270	
732	732 16 644	4	355	add "B" for <b>BluLub®</b>
732	732 16 654	5	440	
732	732 16 664	6	525	
732	732 16 674	7	610	add "C" for abrasive
732	732 16 684	8	695	

Part	Article-Nr.	Tracks	W	Material
732	732 16 614 RS	1	100	<b>RS</b>
732	732 16 624 RS	2	185	
732	732 16 634 RS	3	270	
732	732 16 644 RS	4	355	add "RS" for RS-version
732	732 16 654 RS	5	440	
732	732 16 664 RS	6	525	
732	732 16 674 RS	7	610	add "RS" for RS-version
732	732 16 684 RS	8	695	

**Movex®**

## 260 M MB5D Series

**New**


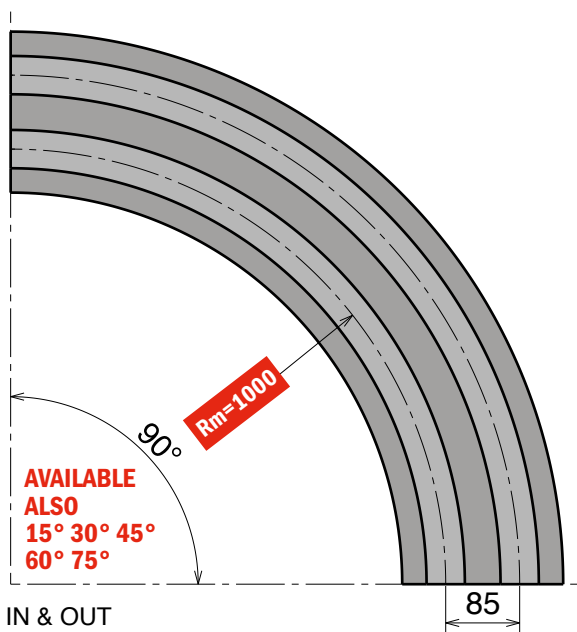
Chain Reference

260 M - K330

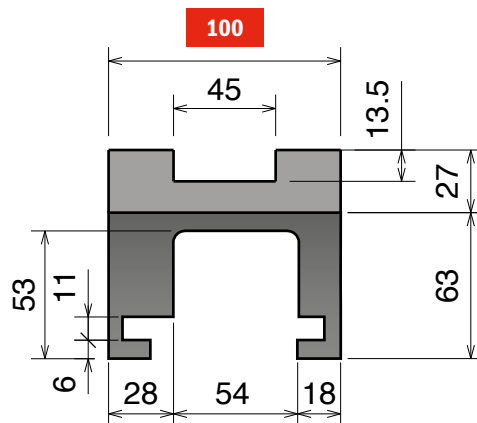
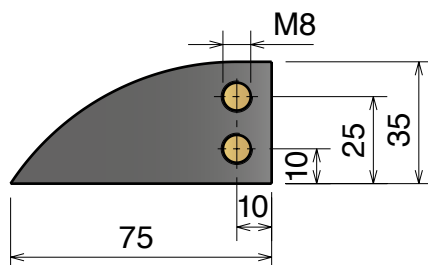
Curva Larghezza Base = 100 mm; Passo = 85 mm

Curve Basic Width = 100 mm; Pitch = 85 mm

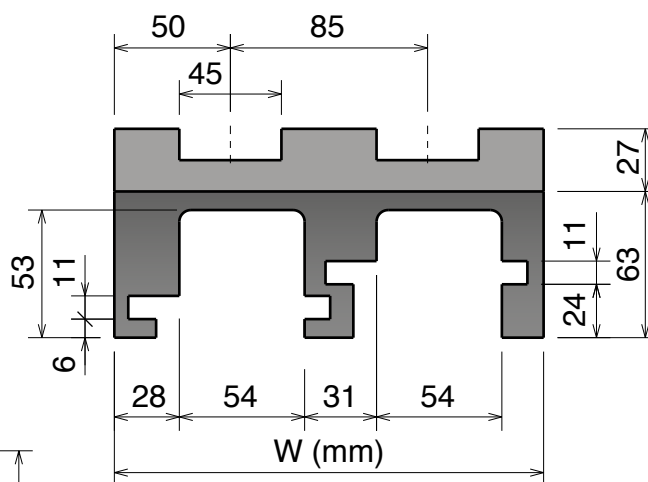
Kurve Basisbreite = 100 mm; Teilung = 85 mm



Available in  
**BluLub®**



SINGLE TRACK



MULTI TRACK

### Magnetic System

Upper part available, on request,  
also in **BluLub®**  
and for abrasive applications.

Part	Article-Nr.	Tracks	W	Material
732	732 19 610	1	100	Standard codes on table
732	732 19 620	2	185	
732	732 19 630	3	270	add "B" for BluLub®
732	732 19 640	4	355	
732	732 19 650	5	440	add "C" for abrasive
732	732 19 660	6	525	
732	732 19 670	7	610	
732	732 19 680	8	695	

Part	Article-Nr.	Tracks	W	Material
732	732 19 610 RS	1	100	add "RS" for RS-version
732	732 19 620 RS	2	185	
732	732 19 630 RS	3	270	add "RS" for RS-version
732	732 19 640 RS	4	355	
732	732 19 650 RS	5	440	add "RS" for RS-version
732	732 19 660 RS	6	525	
732	732 19 670 RS	7	610	
732	732 19 680 RS	8	695	

# 260 M K450 MB22 Series

Curve magnetiche, Tab & Bevel / Magnetic, Tab & Bevel corner tracks / Kurvenführungen Magnet, Tab & Bevel Version

Materiale / Material / Materialien:

Poliethylene UHMW-PE

Polyethylene UHMW-PE

Polyäthylen UHMW-PE

**New**

## 260 M K450 MB22 Series


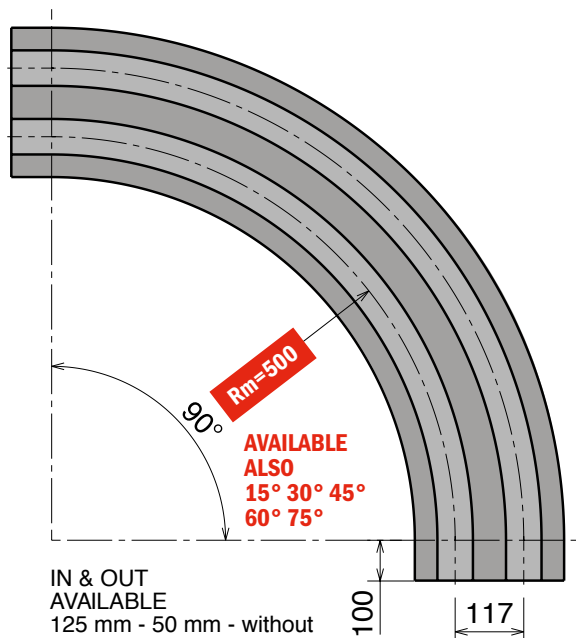
Chain Reference

260 M - K450

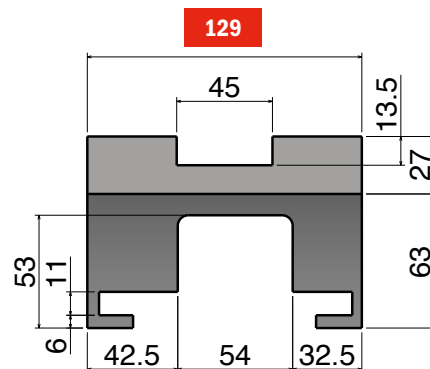
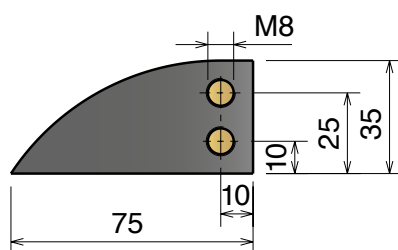
Curva Larghezza Base = 129 mm; Passo = 117 mm

Curve Basic Width = 129 mm; Pitch = 117 mm

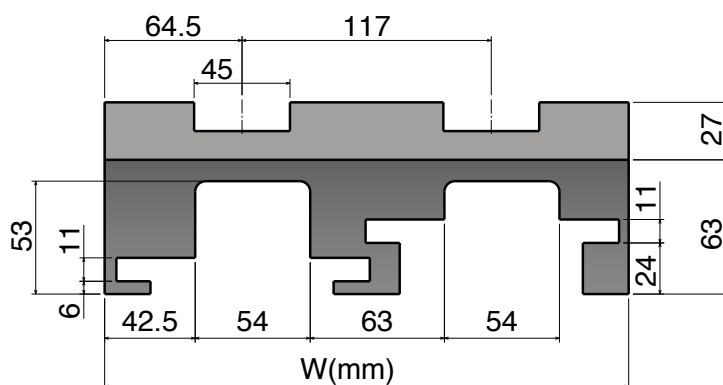
Kurve Basisbreite = 129 mm; Teilung = 117 mm



Available in  
**BluLub®**



SINGLE TRACK



MULTI TRACK

### Magnetic System

Upper part available, on request,  
also in **BluLub®**  
and for abrasive applications.

Part	Article-Nr.	Tracks	W	Material
734	734 11 614	1	129	<b>Standard</b> codes on table
734	734 11 624	2	246	
734	734 11 634	3	363	
734	734 11 644	4	480	add "B" for <b>BluLub®</b>



add "C" for abrasive

Part	Article-Nr.	Tracks	W	Material
734	734 11 614 RS	1	129	<b>RS</b>
734	734 11 624 RS	2	246	
734	734 11 634 RS	3	363	
734	734 11 644 RS	4	480	

add "RS" for RS-version

**Movex®**



## 260 M K450 MB27 Series

**New**

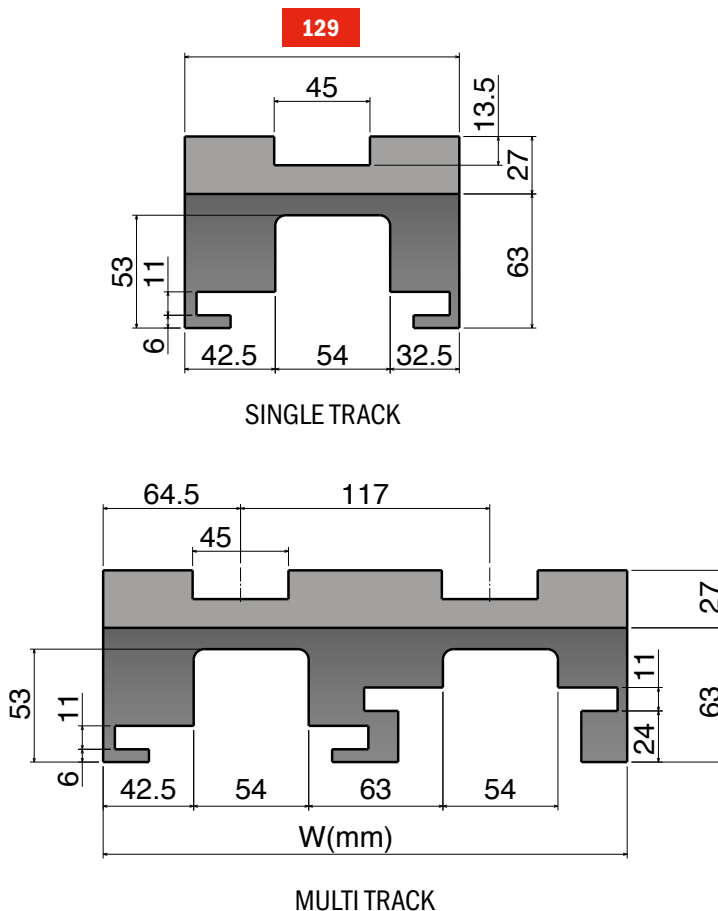
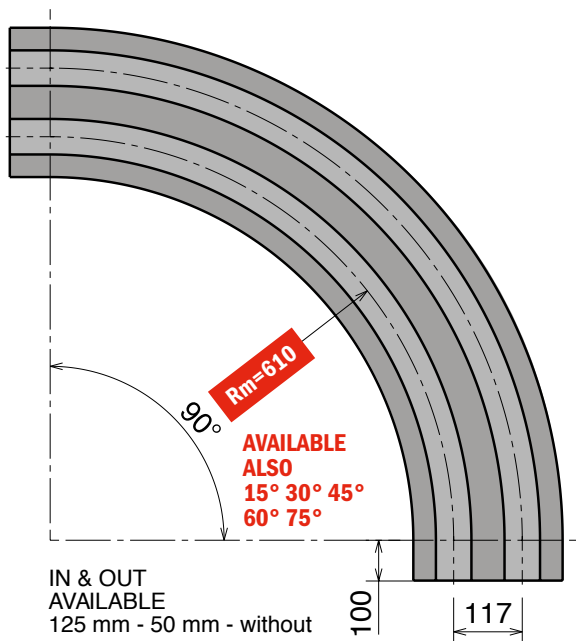
Chain Reference

260 M - K450

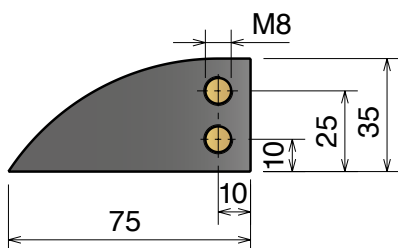
Curva Larghezza Base = 129 mm; Passo = 117 mm

Curve Basic Width = 129 mm; Pitch = 117 mm

Kurve Basisbreite = 129 mm; Teilung = 117 mm





Available in  
**BluLub®**




Upper part available, on request,  
also in **BluLub®**  
and for abrasive applications.

### Magnetic System

Part	Article-Nr.	Tracks	W	Material
734	734 13 614	1	129	 <b>Standard</b> codes on table
734	734 13 624	2	246	
734	734 13 634	3	363	 add "B" for <b>BluLub®</b>
734	734 13 644	4	480	



add "C"  
for abrasive

Part	Article-Nr.	Tracks	W	Material
734	734 13 614 RS	1	129	 <b>RS</b> add "RS" for RS-version
734	734 13 624 RS	2	246	
734	734 13 634 RS	3	363	
734	734 13 644 RS	4	480	

## 261 M MC7 Series

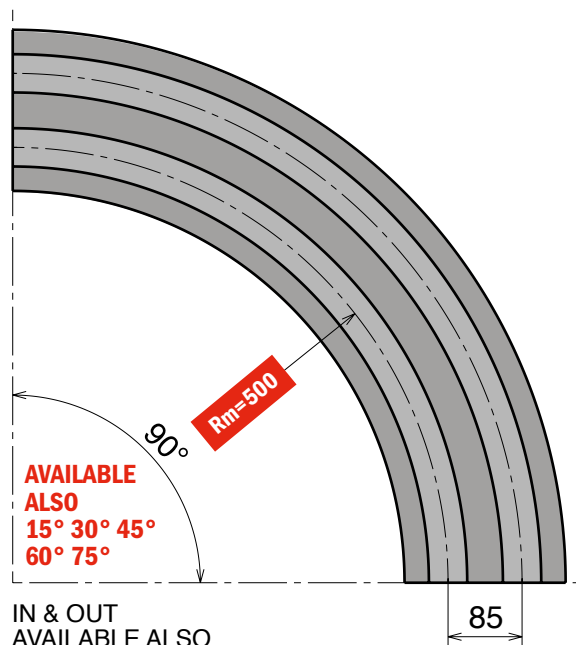
Chain Reference

261 M - K330

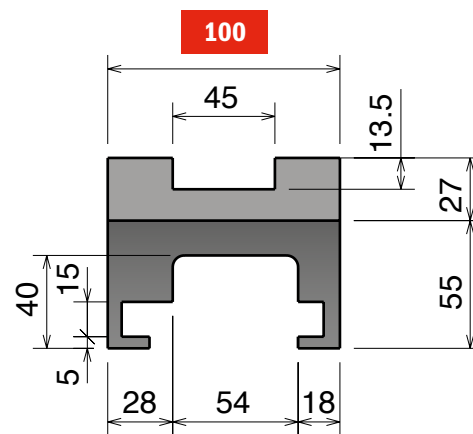
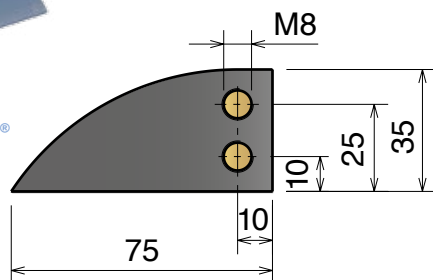
Curva Larghezza Base = 100 mm; Passo = 85 mm

Curve Basic Width = 100 mm; Pitch = 85 mm

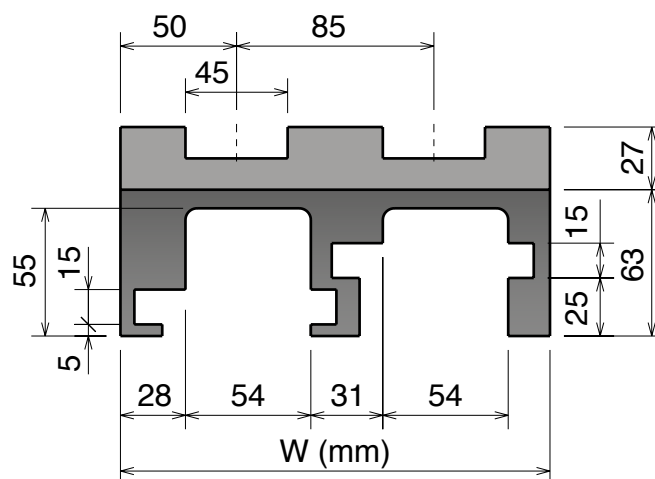
Kurve Basisbreite = 100 mm; Teilung = 85 mm



Available in  
**BluLub®**



SINGLE TRACK



MULTI TRACK

### Magnetic System

Upper part available, on request,  
 also in **BluLub®**  
 and for abrasive applications.

Part	Article-Nr.	Tracks	W	Material
706	706 11 610	1	100	 <b>Standard</b> codes on table
706	706 11 620	2	185	
706	706 11 630	3	270	
706	706 11 640	4	355	 add "B" for <b>BluLub®</b>
706	706 11 650	5	440	
706	706 11 660	6	525	
706	706 11 670	7	610	 add "C" for abrasive
706	706 11 680	8	695	

Part	Article-Nr.	Tracks	W	Material
706	706 11 610 RS	1	100	 <b>RS</b> add "RS" for RS-version
706	706 11 620 RS	2	185	
706	706 11 630 RS	3	270	
706	706 11 640 RS	4	355	
706	706 11 650 RS	5	440	
706	706 11 660 RS	6	525	
706	706 11 670 RS	7	610	
706	706 11 680 RS	8	695	

## 261 M MC6 Series

**New**

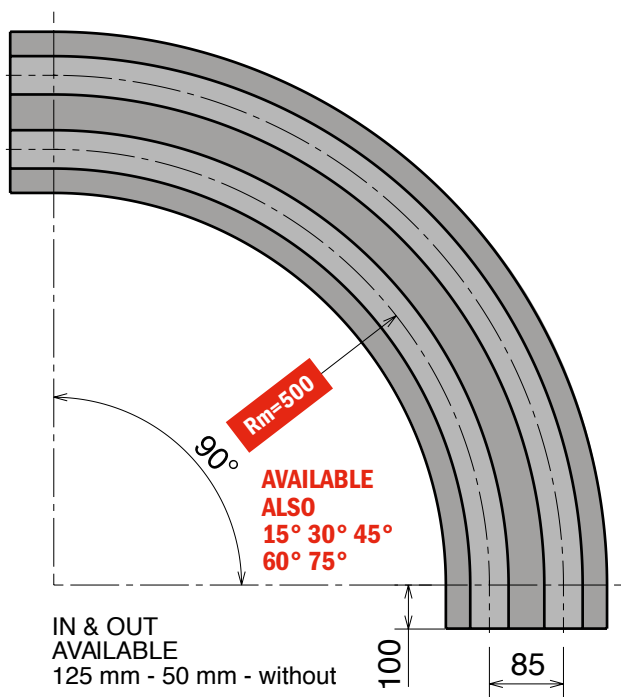
Chain Reference

261 M - K330

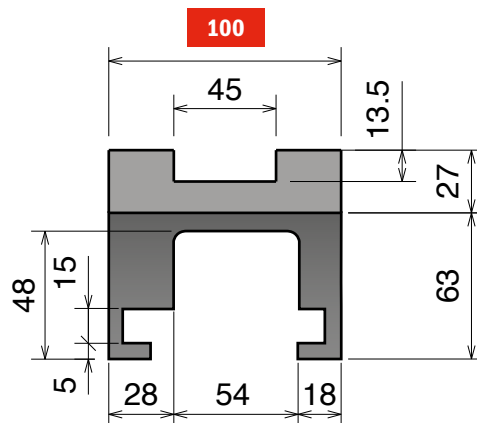
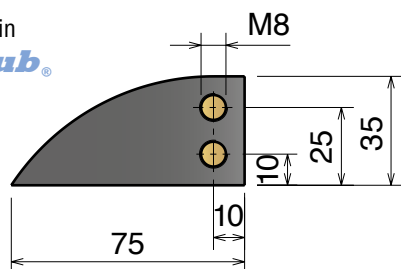
Curva Larghezza Base = 100 mm; Passo = 85 mm

Curve Basic Width = 100 mm; Pitch = 85 mm

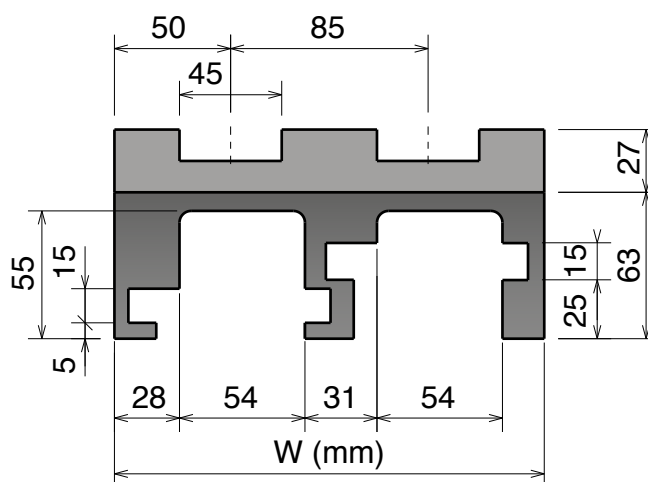
Kurve Basisbreite = 100 mm; Teilung = 85 mm



Available in  
**BluLub®**



SINGLE TRACK




MULTI TRACK

### Magnetic System

Upper part available, on request,  
 also in **BluLub®**  
 and for abrasive applications.

Part	Article-Nr.	Tracks	W	Material
706	706 11 614	1	100	 <b>Standard</b> codes on table
706	706 11 624	2	185	
706	706 11 634	3	270	
706	706 11 644	4	355	 add " <b>B</b> " for <b>BluLub®</b>
706	706 11 654	5	440	
706	706 11 664	6	525	 add " <b>C</b> " for abrasive
706	706 11 674	7	610	
706	706 11 684	8	695	

Part	Article-Nr.	Tracks	W	Material
706	706 11 614 RS	1	100	 add " <b>RS</b> " for RS-version
706	706 11 624 RS	2	185	
706	706 11 634 RS	3	270	
706	706 11 644 RS	4	355	
706	706 11 654 RS	5	440	
706	706 11 664 RS	6	525	
706	706 11 674 RS	7	610	
706	706 11 684 RS	8	695	

# 261 M MC4 Series

Curve magnetiche, Tab & Bevel / Magnetic, Tab & Bevel corner tracks / Kurvenführungen Magnet, Tab & Bevel Version

Materiale / Material / Materialien:

Poliethylene UHMW-PE

Polyethylene UHMW-PE

Polyäthylen UHMW-PE

**New**

## 261 M MC4 Series

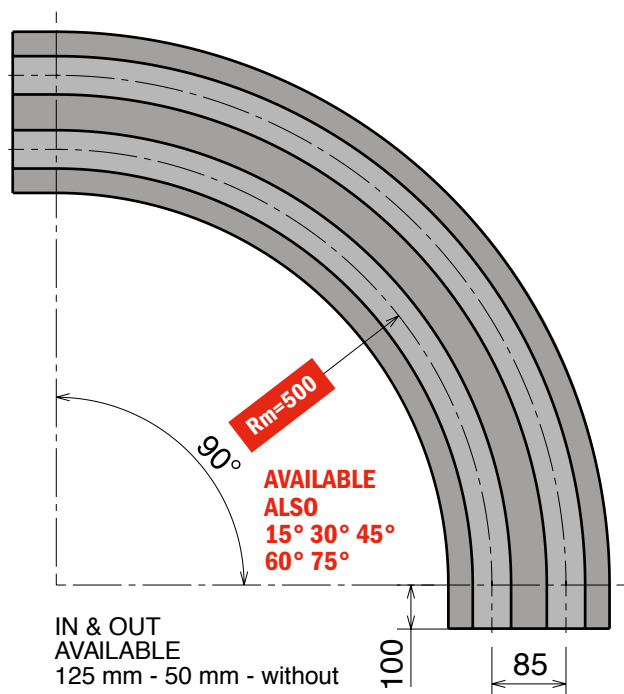
Chain Reference

261 M - K330

Curva Larghezza Base = 111 mm; Passo = 85 mm

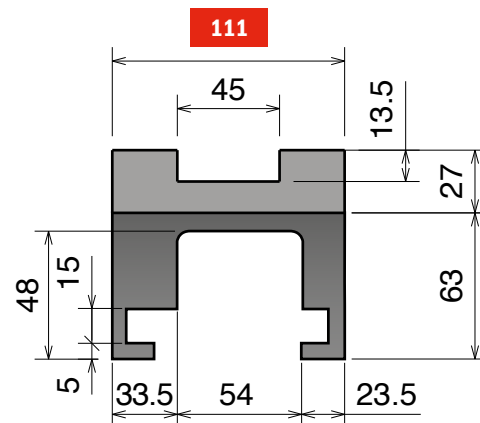
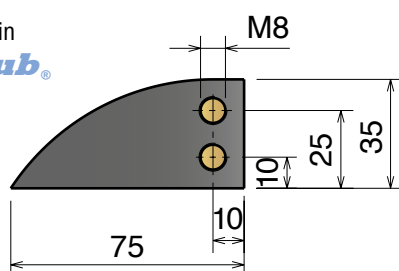
Curve Basic Width = 111 mm; Pitch = 85 mm

Kurve Basisbreite = 111 mm; Teilung = 85 mm

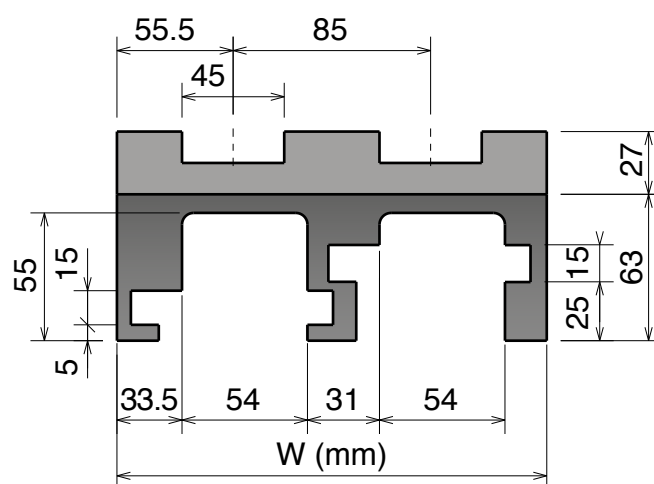


Available in

**BluLub®**



SINGLE TRACK




MULTI TRACK

### Magnetic System

Upper part available, on request,  
also in **BluLub®**  
and for abrasive applications.

Part	Article-Nr.	Tracks	W	Material
735	735 11 614	1	111	 <b>Standard</b> codes on table
735	735 11 624	2	196	
735	735 11 634	3	281	
735	735 11 644	4	366	 add "B" for <b>BluLub®</b>
735	735 11 654	5	451	
735	735 11 664	6	536	
735	735 11 674	7	621	 add "C" for abrasive
735	735 11 684	8	706	

Part	Article-Nr.	Tracks	W	Material
735	735 11 614 RS	1	111	 <b>RS</b> add "RS" for RS-version
735	735 11 624 RS	2	196	
735	735 11 634 RS	3	281	
735	735 11 644 RS	4	366	
735	735 11 654 RS	5	451	
735	735 11 664 RS	6	536	
735	735 11 674 RS	7	621	
735	735 11 684 RS	8	706	

**Movex®**

## 261 M MC8 Series

**New**

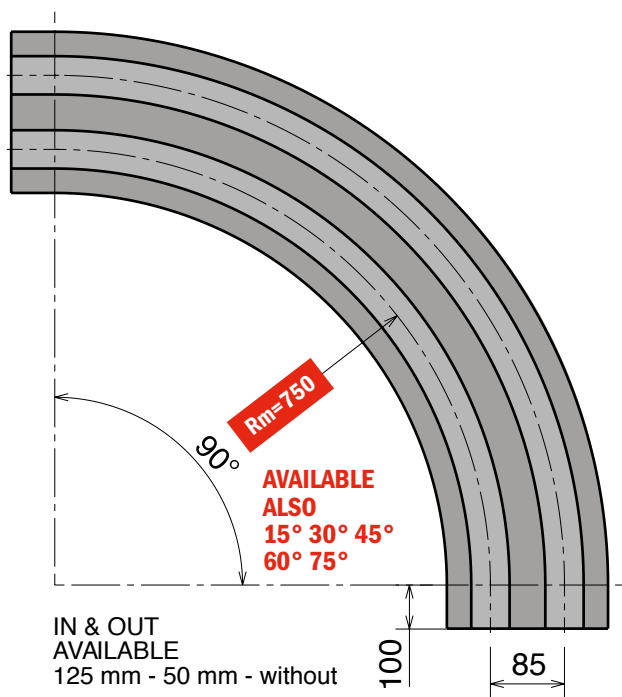
Chain Reference

261 M - K330

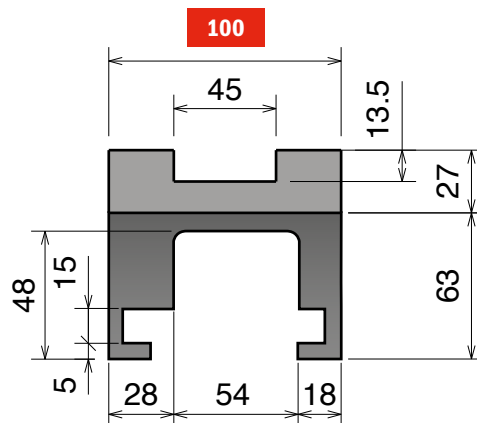
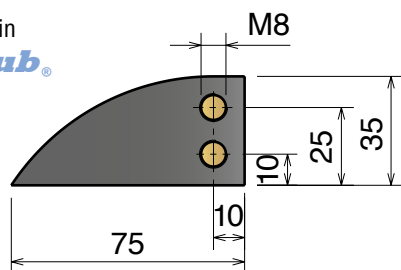
Curva Larghezza Base = 100 mm; Passo = 85 mm

Curve Basic Width = 100 mm; Pitch = 85 mm

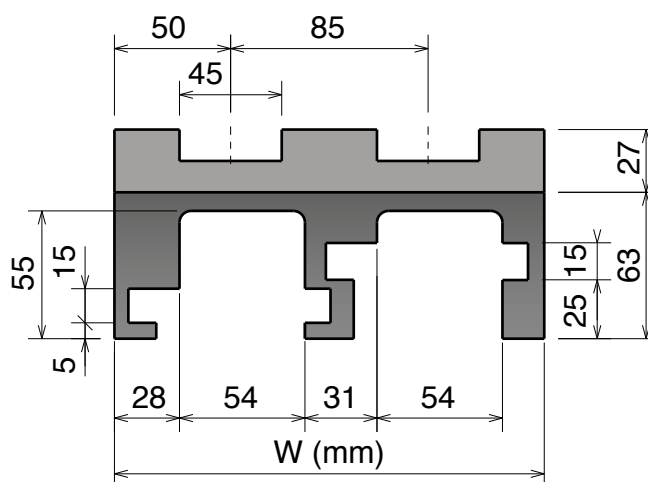
Kurve Basisbreite = 100 mm; Teilung = 85 mm



Available in  
**BluLub®**



SINGLE TRACK




MULTI TRACK

### Magnetic System

Upper part available, on request,  
 also in **BluLub®**  
 and for abrasive applications.

Part	Article-Nr.	Tracks	W	Material
706	706 16 614	1	100	 <b>Standard</b> codes on table
706	706 16 624	2	185	
706	706 16 634	3	270	
706	706 16 644	4	355	 add "B" for <b>BluLub®</b>
706	706 16 654	5	440	
706	706 16 664	6	525	 add "C" for abrasive
706	706 16 674	7	610	
706	706 16 684	8	695	

Part	Article-Nr.	Tracks	W	Material
706	706 16 614 RS	1	100	 <b>RS</b> add "RS" for RS-version
706	706 16 624 RS	2	185	
706	706 16 634 RS	3	270	
706	706 16 644 RS	4	355	
706	706 16 654 RS	5	440	
706	706 16 664 RS	6	525	
706	706 16 674 RS	7	610	
706	706 16 684 RS	8	695	

# 261 M MC5D Series

Curve magnetiche, Tab & Bevel / Magnetic, Tab & Bevel corner tracks / Kurvenführungen Magnet, Tab & Bevel Version

Materiale / Material / Materialien:

Polietilene UHMW-PE

Polyethylene UHMW-PE

Polyäthylen UHMW-PE

**New**

## 261 M MC5D Series

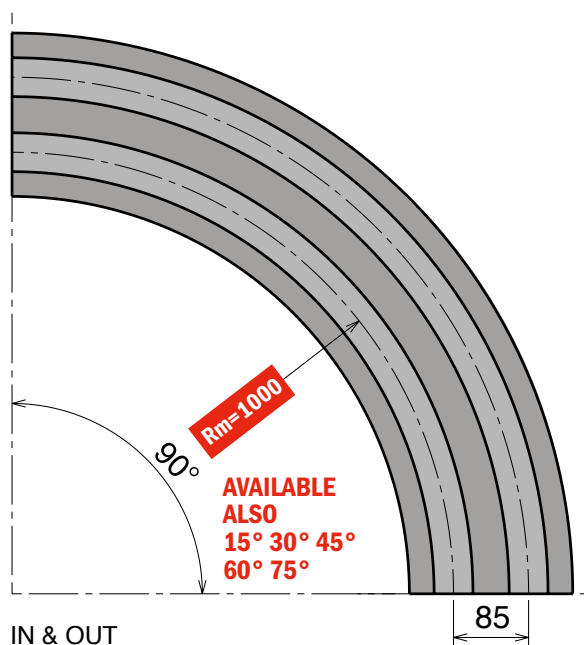
Chain Reference

261 M - K330

Curva Larghezza Base = 100 mm; Passo = 85 mm

Curve Basic Width = 100 mm; Pitch = 85 mm

Kurve Basisbreite = 100 mm; Teilung = 85 mm

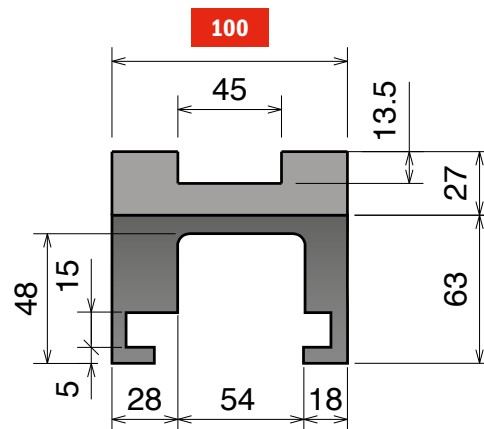
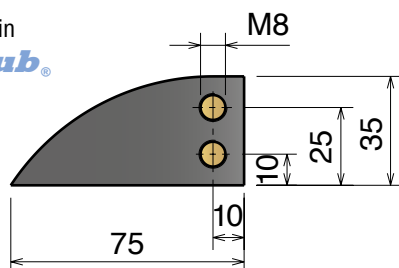


IN & OUT  
AVAILABLE  
125 mm - 100 mm - 50 mm

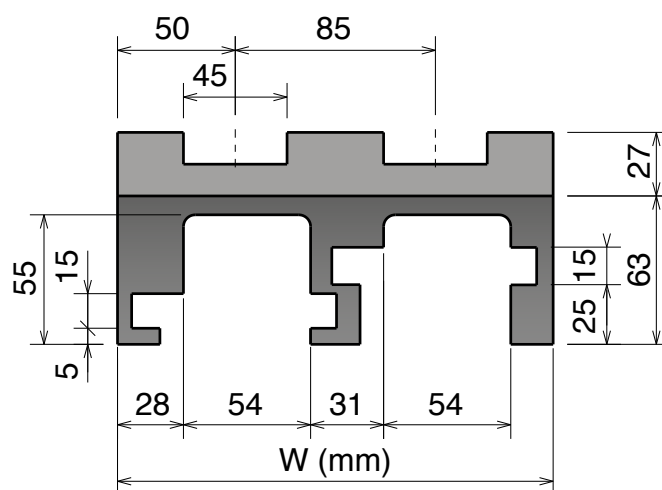


Available in

**BluLub®**



SINGLE TRACK



MULTI TRACK

### Magnetic System

Upper part available, on request,  
also in **BluLub®**  
and for abrasive applications.

Part	Article-Nr.	Tracks	W	Material
706	706 19 610	1	100	Standard codes on table
706	706 19 620	2	185	
706	706 19 630	3	270	add "B" for BluLub®
706	706 19 640	4	355	
706	706 19 650	5	440	add "C" for abrasive
706	706 19 660	6	525	
706	706 19 670	7	610	
706	706 19 680	8	695	

Part	Article-Nr.	Tracks	W	Material
706	706 19 610 RS	1	100	RS add "RS" for RS-version
706	706 19 620 RS	2	185	
706	706 19 630 RS	3	270	
706	706 19 640 RS	4	355	
706	706 19 650 RS	5	440	
706	706 19 660 RS	6	525	
706	706 19 670 RS	7	610	
706	706 19 680 RS	8	695	

**Movex®**

## 261 M K450 MC22 Series

**New**

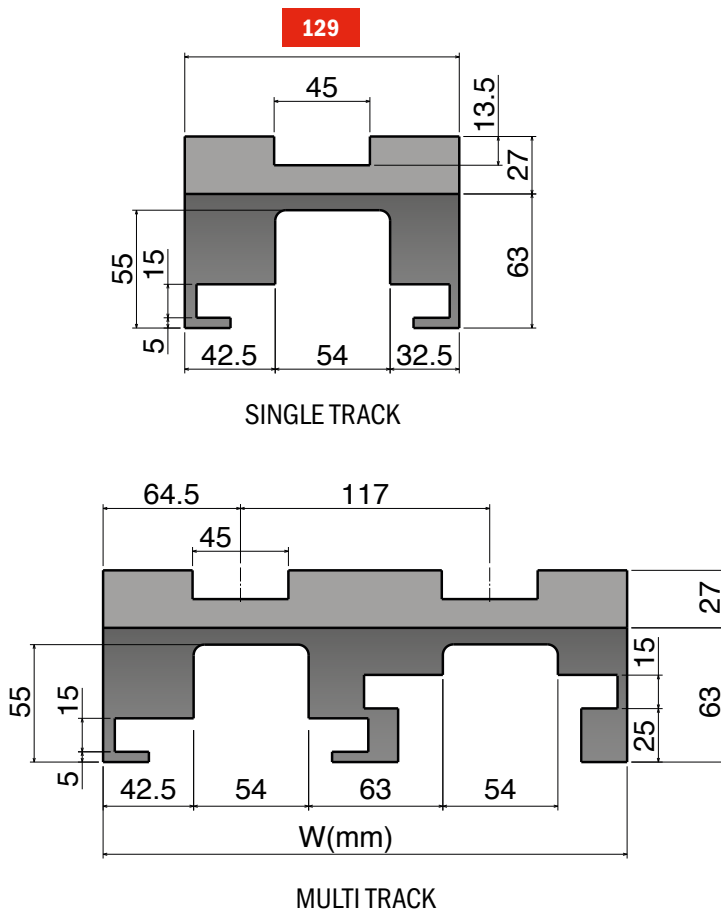
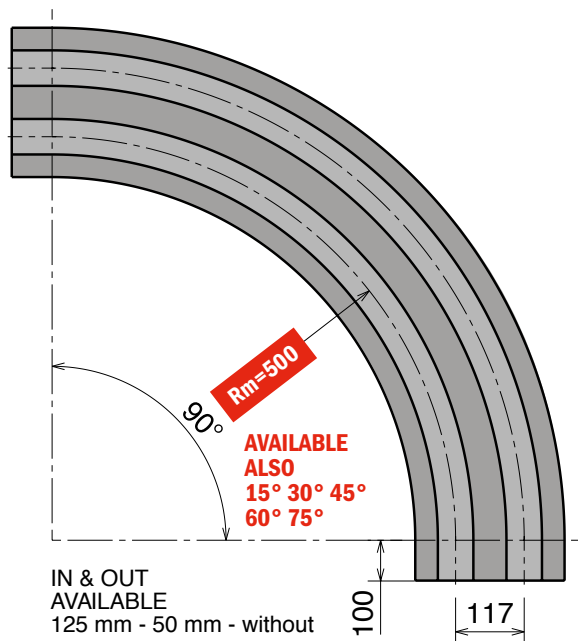
Chain Reference

261 M - K450

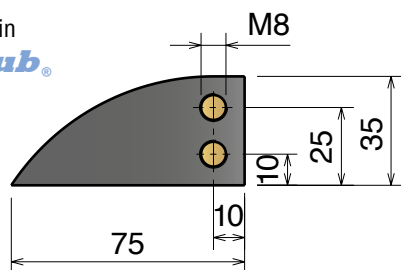
Curva Larghezza Base = 129 mm; Passo = 117 mm

Curve Basic Width = 129 mm; Pitch = 117 mm

Kurve Basisbreite = 129 mm; Teilung = 117 mm





Available in  
**BluLub®**




### Magnetic System

Upper part available, on request,  
 also in **BluLub®**  
 and for abrasive applications.

Part	Article-Nr.	Tracks	W	Material
736	736 11 614	1	129	 <b>Standard</b> codes on table
736	736 11 624	2	246	
736	736 11 634	3	363	 add "B" for <b>BluLub®</b>
736	736 11 644	4	480	



add "C" for abrasive

Part	Article-Nr.	Tracks	W	Material
736	736 11 614 RS	1	129	 <b>RS</b> add "RS" for RS-version
736	736 11 624 RS	2	246	
736	736 11 634 RS	3	363	
736	736 11 644 RS	4	480	



# 261 M K450 MC27 Series

Curve magnetiche, Tab & Bevel / Magnetic, Tab & Bevel corner tracks / Kurvenführungen Magnet, Tab & Bevel Version

Materiale / Material / Materialien:

Poliethylene UHMW-PE

Polyethylene UHMW-PE

Polyäthylen UHMW-PE

**New**

## 261 M K450 MC27 Series

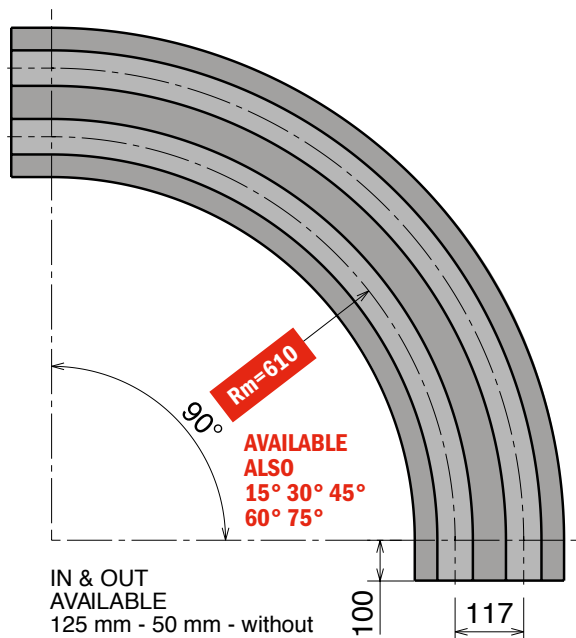
Chain Reference

261 M - K450

Curva Larghezza Base = 129 mm; Passo = 117 mm

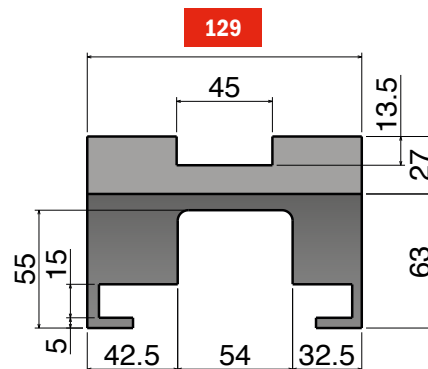
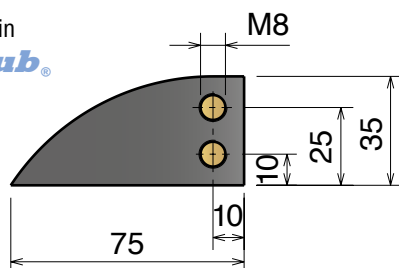
Curve Basic Width = 129 mm; Pitch = 117 mm

Kurve Basisbreite = 129 mm; Teilung = 117 mm

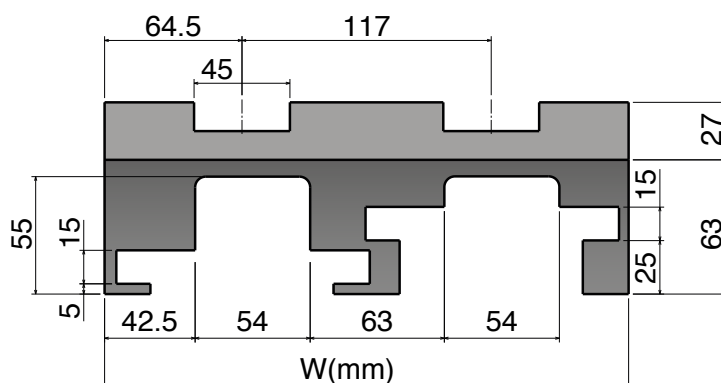


Available in

**BluLub®**





SINGLE TRACK



MULTI TRACK


### Magnetic System

Upper part available, on request,  
also in **BluLub®**  
and for abrasive applications.

Part	Article-Nr.	Tracks	W	Material
736	736 13 614	1	129	 <b>Standard</b> codes on table
736	736 13 624	2	246	
736	736 13 634	3	363	 add "B" for <b>BluLub®</b>
736	736 13 644	4	480	



add "C" for abrasive

Part	Article-Nr.	Tracks	W	Material
736	736 13 614 RS	1	129	 <b>RS</b>
736	736 13 624 RS	2	246	
736	736 13 634 RS	3	363	
736	736 13 644 RS	4	480	

add "RS" for RS-version

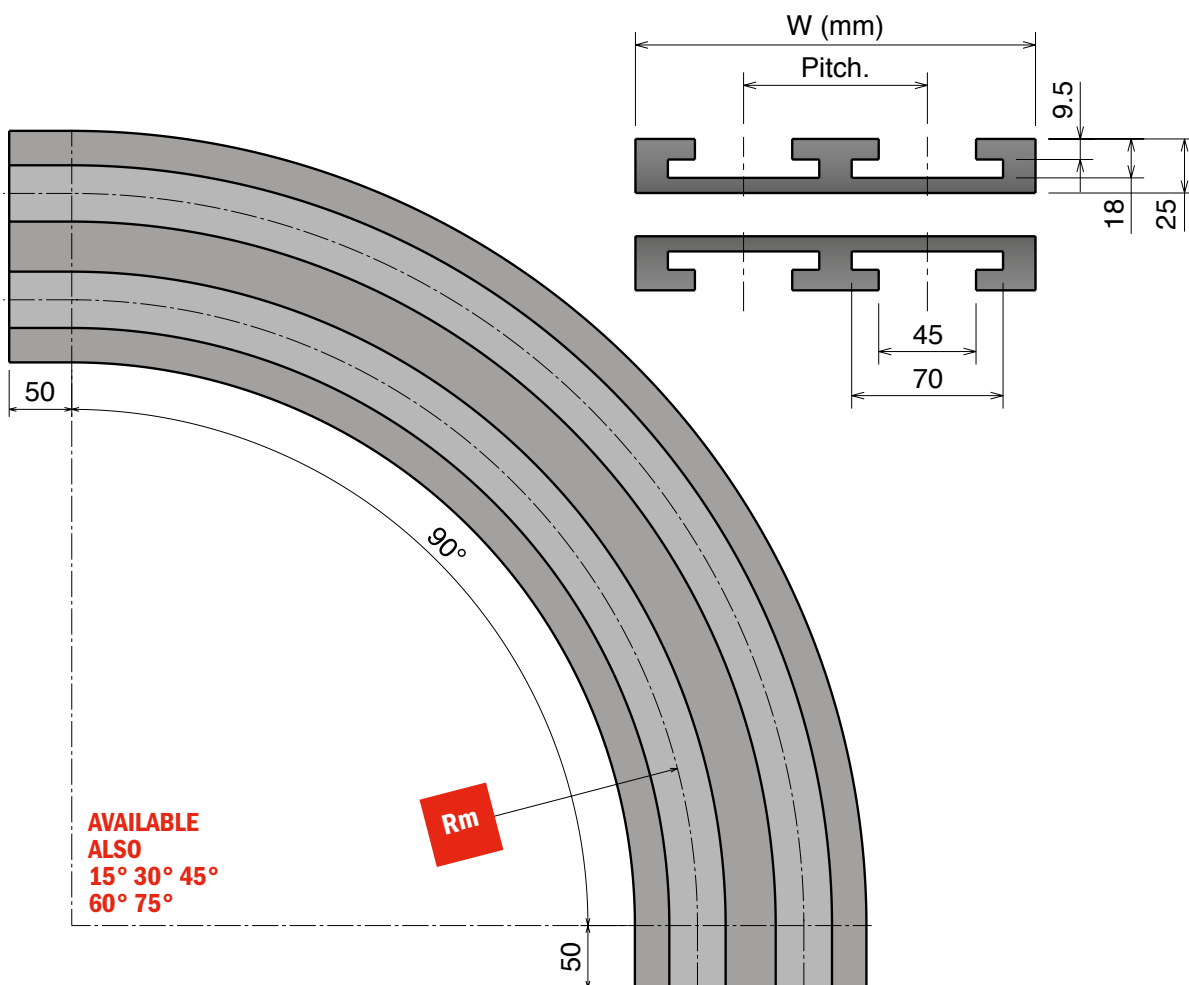
**Movex®**

## 878-880-881 TAB

Chain Reference




878 TAB - K325/K750

880-881 TAB - K325/K450/K750



### Tab System

Upper part available, on request,  
 also in **BluLub®**  
 and for abrasive applications.

Part	Rm 500	Rm 610	Rm 800	Rm 1000	Tracks	W	Pitch	Material
K325								 Standard codes on table  add "B" for <i>BluLub</i> ®  add "C" for abrasive
720	720 21 612	720 23 612	720 27 612	720 29 612	1	100	85	
720	720 21 622	720 23 622	720 27 622	720 29 622	2	185		
720	720 21 632	720 23 632	720 27 632	720 29 632	3	270		
720	720 21 642	720 23 642	720 27 642	720 29 642	4	355		
720	720 21 652	720 23 652	720 27 652	720 29 652	5	440		
720	720 21 662	720 23 662	720 27 662	720 29 662	6	525		
K450								120
721	721 21 612	721 23 612	721 27 612	721 29 612	1	130		
721	721 21 622	721 23 622	721 27 622	721 29 622	2	250		
721	721 21 632	721 23 632	721 27 632	721 29 632	3	370		
721	721 21 642	721 23 642	721 27 642	721 29 642	4	490		
721	721 21 652	721 23 652	721 27 652	721 29 652	5	610		
721	721 21 662	721 23 662	721 27 662	721 29 662	6	730		
K750								195
722	722 21 612	722 23 612	722 27 612	722 29 612	1	200		
722	722 21 622	722 23 622	722 27 622	722 29 622	2	395		
722	722 21 632	722 23 632	722 27 632	722 29 632	3	590		
722	722 21 642	722 23 642	722 27 642	722 29 642	4	785		



Standard codes on table



add "B" for BluLub®

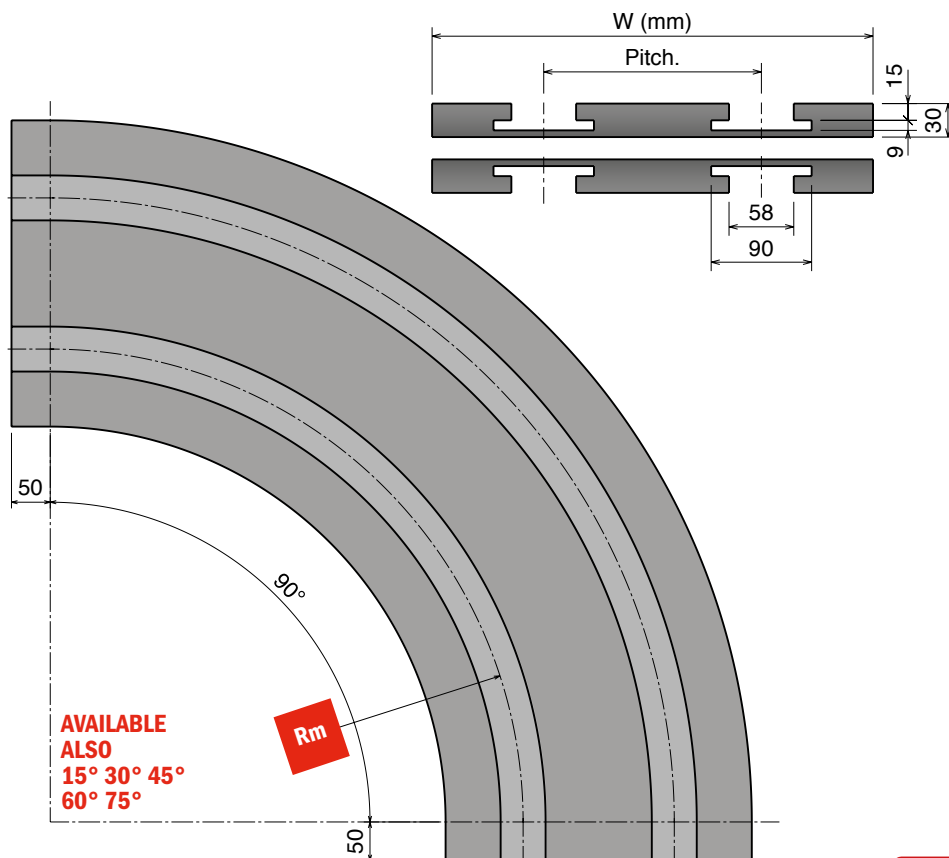


add "C" for abrasive

# 882 TAB





Chain Reference

882 TAB - K450/K750/K1000/K1200



## Tab System

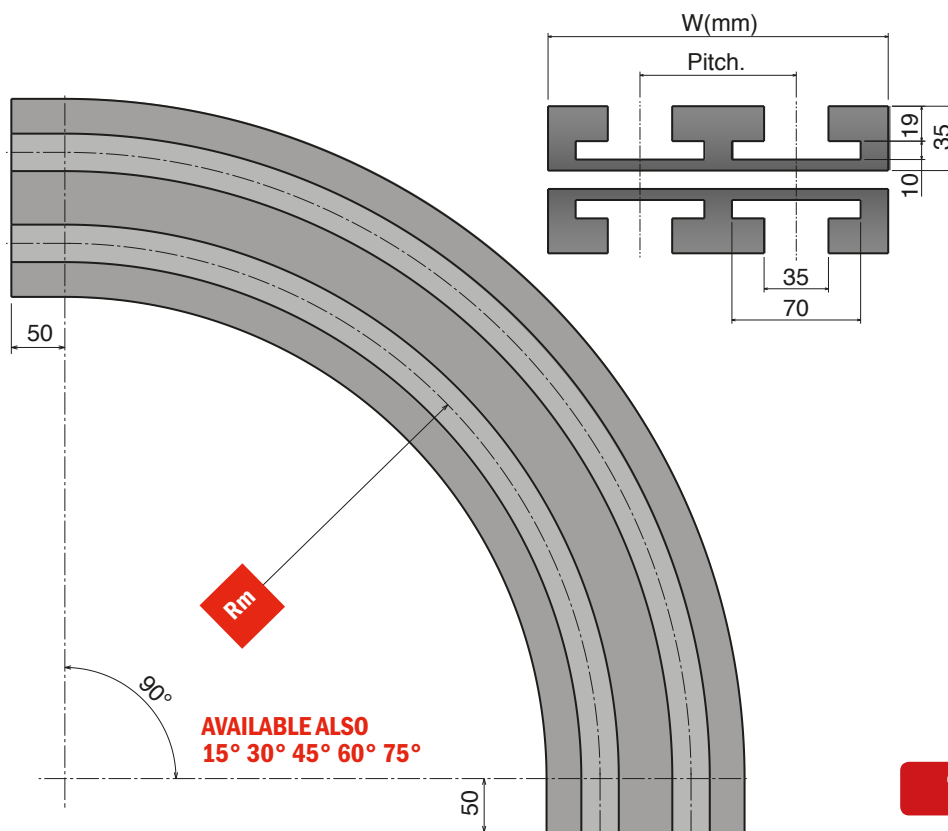
Upper part available, on request,  
 also in **BluLub®**  
 and for abrasive applications.

Part	Rm 610	Rm 800	Rm 1000	Tracks	W	Pitch	Material
K450							 <b>Standard</b> codes on table  add “ <b>B</b> ” for <b>BluLub®</b>  add “ <b>C</b> ” for abrasive
727	727 21 612	727 27 612	727 29 612	1	130	120	
727	727 21 622	727 27 622	727 29 622	2	250		
727	727 21 632	727 27 632	727 29 632	3	370		
727	727 21 642	727 27 642	727 29 642	4	490		
K750							
723	723 21 612	723 27 612	723 29 612	1	200	195	
723	723 21 622	723 27 622	723 29 622	2	395		
723	723 21 632	723 27 632	723 29 632	3	590		
723	723 21 642	723 27 642	723 29 642	4	785		
K1000							
724	724 23 612	724 27 612	724 29 612	1	270	230	
724	724 23 622	724 27 622	724 29 622	2	530		
724	724 23 632	724 27 632	724 29 632	3	790		
724	724 23 642	724 27 642	724 29 642	4	1050		
K1200							
725	725 23 612	725 27 612	725 29 612	1	320	310	
725	725 23 622	725 27 622	725 29 622	2	630		
725	725 23 632	725 27 632	725 29 632	3	940		
725	725 23 642	725 27 642	725 29 642	4	1250		

## 1873-1874 TAB







Chain Reference

1873 TAB-1874 TAB - K325/K450/K600/K750/K1000/K1200



### Tab System

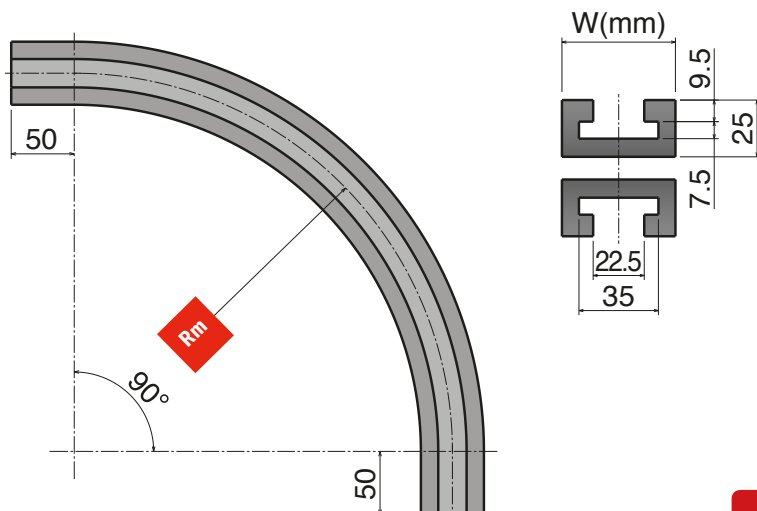
Upper part available, on request,  
 also in **BluLub®**  
 and for abrasive applications.

Part	Rm 500	Rm 610	Rm 800	Rm 1000	Tracks	W	Pitch	Material
K325								 <b>Standard</b> codes on table   add “ <b>B</b> ” for <b>BluLub®</b>   add “ <b>C</b> ” for abrasive
726	726 21 612	726 23 612	726 27 612	726 29 612	1	100	85	
726	726 21 622	726 23 622	726 27 622	726 29 622	2	185		
726	726 21 632	726 23 632	726 27 632	726 29 632	3	270		
726	726 21 642	726 23 642	726 27 642	726 29 642	4	355		
K450								 <b>Standard</b> codes on table   add “ <b>B</b> ” for <b>BluLub®</b>   add “ <b>C</b> ” for abrasive
728	728 21 612	728 23 612	728 27 612	728 29 612	1	130	120	
728	728 21 622	728 23 622	728 27 622	728 29 622	2	250		
728	728 21 632	728 23 632	728 27 632	728 29 632	3	370		
728	728 21 642	728 23 642	728 27 642	728 29 642	4	490		
K600								 <b>Standard</b> codes on table   add “ <b>B</b> ” for <b>BluLub®</b>   add “ <b>C</b> ” for abrasive
729	729 21 612	729 23 612	729 27 612	729 29 612	1	170	160	
729	729 21 622	729 23 622	729 27 622	729 29 622	2	330		
729	729 21 632	729 23 632	729 27 632	729 29 632	3	490		
729	729 21 642	729 23 642	729 27 642	729 29 642	4	650		
K750								 <b>Standard</b> codes on table   add “ <b>B</b> ” for <b>BluLub®</b>   add “ <b>C</b> ” for abrasive
737	737 21 612	737 23 612	737 27 612	737 29 612	1	200	195	
737	737 21 622	737 23 622	737 27 622	737 29 622	2	395		
737	737 21 632	737 23 632	737 27 632	737 29 632	3	590		
737	737 21 642	737 23 642	737 27 642	737 29 642	4	785		
K1000								 <b>Standard</b> codes on table   add “ <b>B</b> ” for <b>BluLub®</b>   add “ <b>C</b> ” for abrasive
738	738 21 612	738 23 612	738 27 612	738 29 612	1	270	260	
738	738 21 622	738 23 622	738 27 622	738 29 622	2	530		
K1200								 <b>Standard</b> codes on table   add “ <b>B</b> ” for <b>BluLub®</b>   add “ <b>C</b> ” for abrasive
739	739 21 612	739 23 612	739 27 612	739 29 612	1	320	310	
739	739 21 622	739 23 622	739 27 622	739 29 622	2	630		

## 1843 TAB

Chain Reference

1843 TAB - K125/K200



### Tab System

Upper part available, on request,  
also in **BluLub®**  
and for abrasive applications.

Part	Rm 300	Rm 500	Tracks	W	Material
K125					
740	740 20 612	740 21 612	1	50	
K200					
741	741 20 612	741 21 612	1	70	



Standard codes  
on table



add "B" for  
**BluLub®**

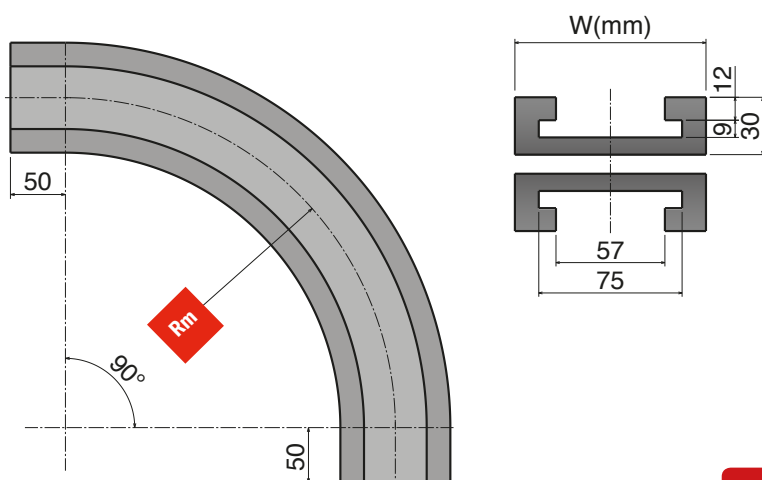


add "C"  
for abrasive

## 1701 TAB-1706 TAB

Chain Reference

1701 TAB - 1701 TAB OP- 1706 TAB - K55



### Tab System

Upper part available, on request,  
also in **BluLub®**  
and for abrasive applications.

Part	Rm 250	Rm 500	Tracks	W	Material
K55					
742	742 20 612	742 21 612	1	50	
K55					
743	743 20 612	743 21 612	1	70	



Standard codes  
on table



add "B" for  
**BluLub®**

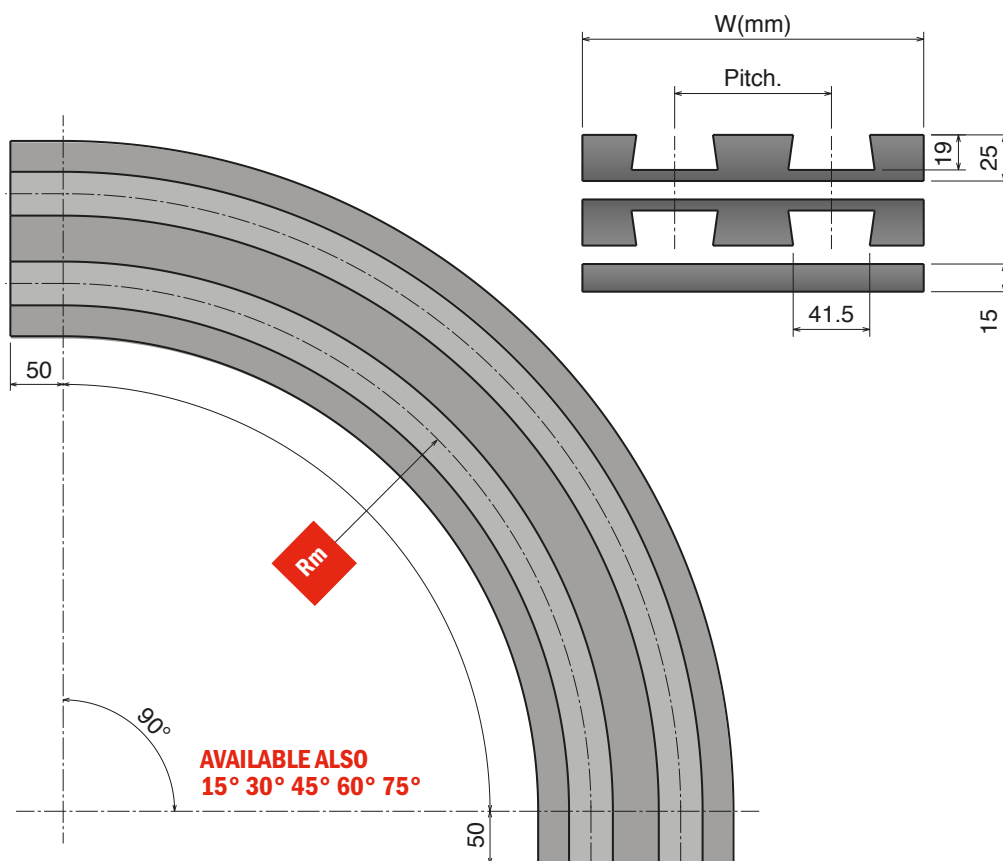


add "C"  
for abrasive

# 880-881 B

Chain Reference



880 B-881 B - K325



AVAILABLE ALSO  
 15° 30° 45° 60° 75°

## Bevel System

Upper part available, on request, also in **BluLub®** and for abrasive applications.

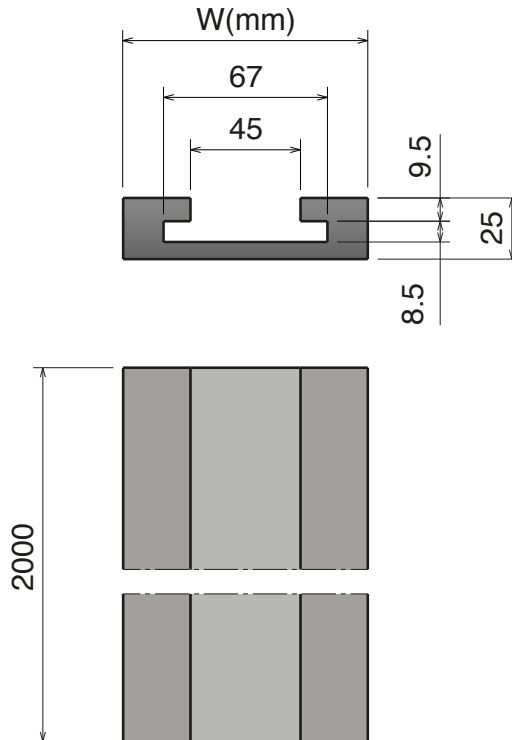
Part	Rm 500	Rm 610	Rm 800	Rm 1000	Tracks	W	Pitch	Material
K325								 <b>Standard</b> codes on table   add “ <b>B</b> ” for <b>BluLub®</b>   add “ <b>C</b> ” for abrasive
770	770 31 612	770 33 612	770 37 612	770 39 612	1	100	85	
770	770 31 622	770 33 622	770 37 622	770 39 622	2	185		
770	770 31 632	770 33 632	770 37 632	770 39 632	3	270		
770	770 31 642	770 33 642	770 37 642	770 39 642	4	355		
770	770 31 652	770 33 652	770 37 652	770 39 652	5	440		
770	770 31 662	770 33 662	770 37 662	770 39 662	6	525		

## 878-880-881 TAB *Straight track section*

**New**

Chain Reference

880-881 TAB - K325/K450/K750



### Tab System

Upper part available, on request,  
 also in **BluLub®**  
 and for abrasive applications.

Part	Article-Nr.	W	Length	Material
K325				 <b>Standard</b> codes on table
790	790 23 010	100	2000	
K450				 add <b>"B"</b> for <b>BluLub®</b>
790	790 24 010	130	2000	
K750				 add <b>"C"</b> for abrasive
790	790 26 010	200	2000	

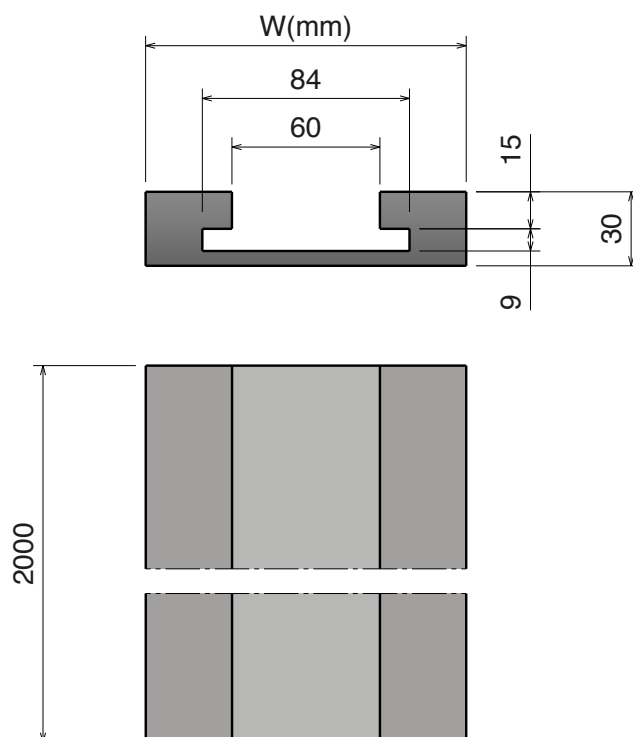


## 882 TAB *Straight track section*

**New**

Chain Reference

882 TAB - K450/K750/K1000/K1200



### Tab System

Upper part available, on request,  
also in **BluLub®**  
and for abrasive applications.

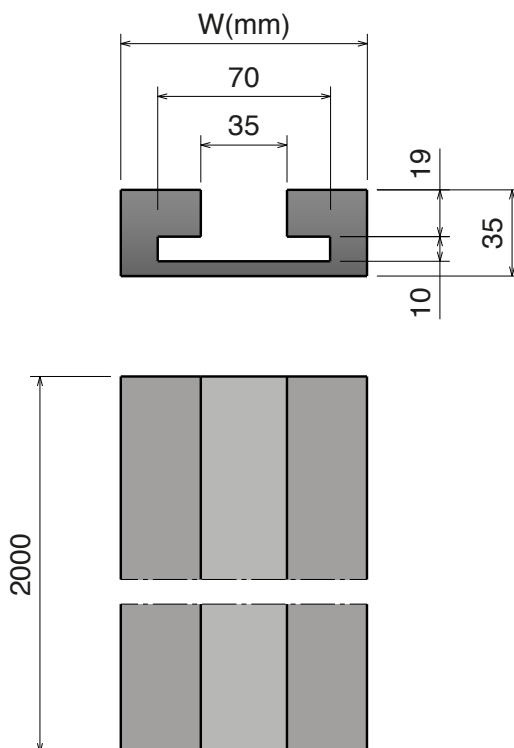
Part	Article-Nr.	W	Length	Material
<b>K450</b>				 <b>Standard</b> codes on table
<b>791</b>	<b>791 24 010</b>	130	2000	
<b>K750</b>				 add " <b>B</b> " for <b>BluLub®</b>
<b>791</b>	<b>791 26 010</b>	200	2000	
<b>K1000</b>				 add " <b>C</b> " for abrasive
<b>791</b>	<b>791 27 010</b>	270	2000	
<b>K1200</b>				
<b>791</b>	<b>791 28 010</b>	320	2000	

## 1873-1874 TAB *Straight track section*

**New**

Chain Reference

1873 TAB-1874 TAB - K325/K450/K600/K750/K1000/K1200



### Tab System

Upper part available, on request,  
also in **BluLub®**  
and for abrasive applications.

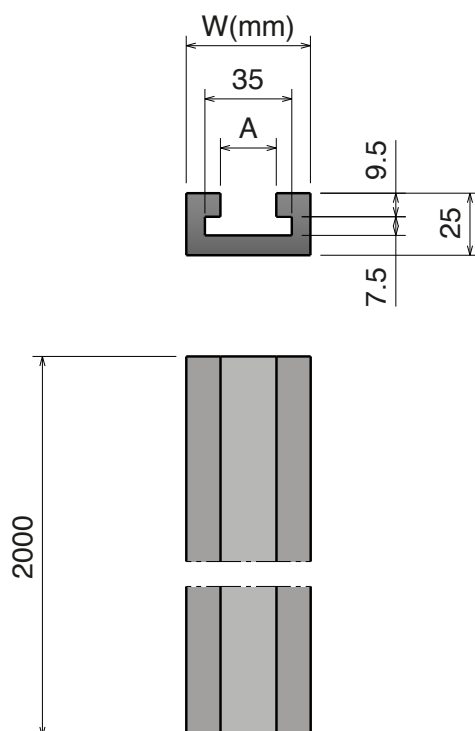
Part	Article-Nr.	W	Length	Material
K325				 <b>Standard</b> codes on table
792	792 23 010	100	2000	
K450				 add <b>"B"</b> for <i>BluLub®</i>
792	792 24 010	130	2000	
K600				 add <b>"C"</b> for abrasive
792	792 25 010	170	2000	
K750				
792	792 26 010	200	2000	
K1000				
792	792 27 010	270	2000	
K1200				
792	792 28 010	320	2000	

## 1843 TAB *Straight track section*

**New**




Chain Reference

1843 TAB - K125/K200



### Tab System

Upper part available, on request,  
also in **BluLub®**  
and for abrasive applications.

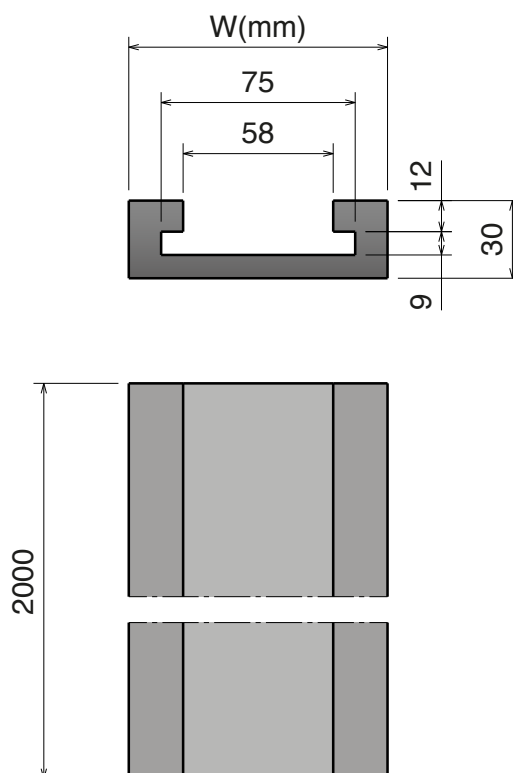
Part	Article-Nr.	W	A	Length	Material
K125					 <b>Standard</b> codes on table
793	793 21 010	50	22,5	2000	
K200					 add “ <b>B</b> ” for <b>BluLub®</b>
793	793 22 010	70	22,3	2000	
					 add “ <b>C</b> ” for abrasive

## 1701 TAB-1706 TAB Straight track section

**New**

Chain Reference

1701 TAB -1701 TAB OP- 1706 TAB - K55



### Tab System

Upper part available, on request,  
also in **BluLub®**  
and for abrasive applications.

Part	Article-Nr.	W	Length	Material
K55				
794	794 20 010	100	2000	



**Standard** codes  
on table



add "**B**" for  
**BluLub®**



add "**C**"  
for abrasive